

The Crow and the Pitcher



Read the story.

One hot, dry day, a crow looked for water. He found a pitcher of water. He tried to drink it, but the top was too narrow. He could not fit his beak in the small

opening. There was no way to drink the water.

He turned one way and then the other. He moved from side to side. His beak was just too big.

He was so thirsty. He stopped and rested. As he sat, he noticed a pile of pebbles. He had an idea.

Using his large beak, he picked up the small stones one at a time. He dropped each into the pitcher. As they filled the jug, the water began to rise.

Hot and tired, he continued placing the tiny rocks into the container. Finally, the water was close to the top. The clever crow drank and drank.



Check the message of the story.

Put rocks into your water.

Don't put water in a pitcher.


Keep thinking of new ideas.

Worksheet Answer Key.


Scan the QR code to get the answer key for this worksheet. In it, you'll also find an explanation of how to solve the worksheet and additional learning resources.

The Crow and the Pitcher - KIDS ACADEMY

Read the story.



One hot, dry day, a crow looked for water. He found a pitcher of water. He tried to drink it, but the top was too narrow. He could not fit his beak in the small opening. There was no way to drink the water. He turned one way and then the other. He moved from side to side. His beak was just too big. He was so thirsty. He stopped and rested. As he sat, he noticed a pile of pebbles. He had an idea. Using his large beak, he picked up the small stones one at a time. He dropped each into the pitcher. As they filled the jug, the water began to rise.



Hot and tired, he continued placing the tiny rocks into the container. Finally, the water was close to the top. The clever crow drank and drank.

Check the message of the story.

Put rocks into your water. Don't put water in a pitcher. Keep thinking of new ideas.

Copyright © 2016 Kids Academy Company. All rights reserved. Get more worksheets at www.kidsacademy.com



Complete this worksheet online.

Scan the QR code below to open this interactive worksheet!

Let your child learn and play! The worksheet comes with a professional voice over of the task, and will be automatically checked and scored upon completion. Your child will also get suggestions of similar activities.




You can open this online worksheet in any browser and on any device. NO registration or app installation is needed to start learning. Just scan the QR code and there you are!

Ready to learn more? Use the code below to access a free lesson!

Interactive games, educational videos, online quizzes and our full worksheet collection – check it all out now!

For Students and Parents



Check out this free Trial Lesson with fun worksheets for kids!

Lesson 2: Counting to 120 starting at any number

Counting 100 to 120

Video Worksheet Quiz Game

<https://www.kidsacademy.com/tg/>

For Schools and Teachers



Great! Now your students can use the code below to join the classroom.

7008

COPY ACCESS LINK

Estimated classroom time: 21 min

Counting 100 to 120 Counting 100 to 120 Counting 100 to 120 Counting 100 to 120

<https://www.kidsacademy.com/classroom/>