



Rolf Gollob, Peter Krapf, Wiltrud Weidinger (Editors)

# Exploring Children's Rights

Lesson sequences for Classes 1-9



Rolf Gollob, Peter Krapf, Wiltrud Weidinger (Editors)

# Exploring Children's Rights

Lesson sequences for classes 1–9



**Lehrmittelverlag  
Zürich**

**Editors**

Rolf Gollob, Wiltrud Weidinger  
(Center IPE - International Projects in Education  
Zurich University of Teacher Education)

Peter Krapf  
State Seminar for Didactics and Teacher Training  
Weingarten, Germany

**Authors**

Rolf Gollob  
Peter Krapf

**Editing**

Basil Schader

**Translation**

Alexandra Smith

**Illustrations and cover**

Peti Wiskemann

**Layout**

René Schmid

© Council of Europe, February 2007

*The opinions expressed in this work are the responsibility of the authors and do not necessarily reflect the official policy of the Council of Europe.*

All rights reserved. No part of this publication may be translated, reproduced or transmitted, in any form or by any means, electronic (CD-Rom, Internet, etc.) or mechanical, including photocopying, recording or any Information storage or retrieval system, without prior permission in writing from the Public Information and Publications Division, Directorate of Communication (F-67075 Strasbourg Cedex or [publishing@coe.int](mailto:publishing@coe.int)).

Volume V of EDC/HRE Volumes I-VI  
Education for Democratic Citizenship and Human Rights in school practice teaching sequences, concepts, methods and models

[www.coe.int/edc](http://www.coe.int/edc)

## Preface

All countries that have ratified the UNO Convention on the Rights of the Child have thereby also pledged to make these children's rights known to all people - adults as well as children - within their country. The examples of lessons in this book show how pupils can be led to become aware of their rights as well as to explore and experience them.

One project for each school year from classes 1 - 9 (lasting approx. four lessons each) has been developed. Each of these projects shows how children and young people can actively explore children's rights and through this, get to know them.

This approach does not focus on instances of children's rights violations, but rather on sounding out children's rights proactively during the lessons. In many of the lesson plans, participation of pupils is demanded and developed, hereby supporting Article 12 of the UN Convention on the Rights of the Child, which grants children and young people the right to a voice in all matters that affect their own life circumstances. With this, the children's rights convention lends judicial support to what good pedagogues have always done: namely to listen to and to take seriously the opinions of children and young people.

Many elements of this handbook can be found in similar forms in various publications. For the first time however, it shows how learners can encounter their rights step by step in the form of a spiral curriculum. It is not the question: "*When did you learn about children's rights?*", but rather "*How did you learn about children's rights and in which class?*" that is at the forefront.

Each participating country of the Council of Europe will decide independently on a translation of the document into the various national language(s).

## Thanks

The first edition of this book arose through the initiative of the Pedagogical Institute in Banja Luka, Bosnia-Herzegovina. The practical trialling of the authors' first drafts were carried out by a group of teachers in South-Eastern Europe. Heartfelt thanks goes out to them. These positive experiences lead to the handbook being adapted once again for the Council of Europe and translated by various European countries.

The second edition was revised, rearranged and trialled in close co-operation between the Zurich Publishing House for School Material (Lehrmittelverlag Zurich), the Zurich Local Educational Authority (VSA), and the Zurich University of Teacher Education (PH Zurich). We would also like to thank translator Sabrina Marruncheddu and lecturer Basil Schader for their careful work. For the Europe-wide trialling we would like to thank, first and foremost, all the pupils in Bosnia and Herzegovina, Macedonia, Serbia, Kosovo and Switzerland. With their critical spirit, they are guarantors that Articles in Conventions do not merely remain paper tigers, but that they unfold to have an impact on everyday life.

Zurich and Weingarten, March 2014

Rolf Gollob, Wiltrud Weidinger and Peter Krapf

# Contents

## Introduction: What the nine units have to offer (Class 1–9)

### Part 1: Lesson Plans

1. Class: I have a name – we have a school .....	7
2. Class: Names are more than just letters! .....	10
3. Class: We are wizards! .....	15
4. Class: Our rights – our treasure .....	21
5. Class: We make rules for our classroom .....	25
6. Class: Children’s rights: a work of art! .....	32
7. Class: Is what I want also what I need? .....	36
8. Class: Children’s rights – thoroughly researched .....	40
9. Class: Why must we obey rules? .....	45

### Part 2: Background information

1. Frequently asked questions about the children’s rights convention .....	55
2. Children’s rights – part of the human rights process .....	55
3. How children’s rights were created .....	58
4. Children’s rights: experiencing, getting to know and implementing them .....	59
5. Pedagogical approach: learning by example .....	60
6. Task-based learning: accompanying learning .....	61
7. Teaching children’s rights: key questions to guide the choice of teaching methods .....	62
8. “But that means that I have the right to have a break, doesn’t it?” Children’s rights in the classroom.....	64

### Part 3: Documents and teaching materials

1. Pupil’s version of the Convention on the Rights of the Child .....	67
2. Grouping children’s rights into four dimensions .....	72
3. The UN Convention on the Rights of the Child (20 November 1989) .....	74
4. The illustrated children’s rights (children’s rights cards) .....	86

## Introduction:

### What the nine units have to offer (Class 1– 9)



Exploring children's rights begins in the first class and gets progressively more complex towards the end of obligatory schooling. How this is to be achieved is the subject of this handbook for teachers.

Nine units made up of a series of lesson sequences give concrete examples and suggestions for the implementation of children's rights for the first year of primary school to the final year of obligatory secondary education. In this way, it uses a spiral curriculum model.

The following elements serve as a guideline:

- A brief introduction with information on the conceptual framework and on learning by example.
- Nine class projects (units) for each class (1-9) made up of four lessons each.
- Detailed lesson plans.
- Task-based learning: each unit has a project as its goal.
- Learning settings that are open and cooperative, that fit with the principles of Education for Democratic Citizenship and Human Rights.
- An appendix with various teaching materials (including the Convention on the Rights of the Child) and background information on children's rights.

Each of the nine units has the learning objectives laid out with a table covering key contents, instructions and questions to support the teacher. At the top, each table shows the key themes and contents from the perspective of the teacher, and below are key questions for pupils. The table helps teachers to anticipate pupils' questions, but above all, it helps to keep in mind the learning objectives of each unit. The tables differentiate between the three dimensions of "experiencing", "getting to know" and "implementing" children's rights. The following handbook therefore takes into account all three aspects: task-based exploration, cognitive elements of knowledge acquisition and application in everyday life.





Parts II and III offer a set of background information and teaching materials as can be found on the Internet or in other relevant texts. The idea was however, to compile a set of essential resources that can be immediately used in lessons without much additional research. Additionally, the short texts offer information for presentations for both teachers and pupils. The illustrated children's rights at the very end of the handbook can be used in various lessons in different ways. They are versatile and offer many additional learning opportunities. They provide a visual stimulus for many activities and can also be used as a memory game or flash cards. Feedback from teachers from many different countries have shown that besides the explorative approach, elements of practice and learning off by heart can be very useful. However, this cannot replace dealing with important questions and deepening understanding step-by-step.



Fotos: Lea Gut, Fredy Suter



## Part 1: Lesson plans

### Unit 1 (Primary school, Class 1)

#### I have a name – we have a school

##### A Lesson plan

	Key question/lesson topics	Main activity	Resources
Lesson 1	The children learn each other's names.	The children introduce each other by name to the class.	Coloured paper.
Lessons 2 and 3	How different are the children in our class?	The children make flowers with their portrait in the middle. A bouquet is then made out of these individual flowers.	Coloured paper; a portrait photo of every child; a sheet of flip chart paper.
Lesson 4	What do we know about each other?	Reflection in a plenary session.	(The finished poster)

##### B Background and educational objectives

The children become aware of the great variety of names in their class. They appreciate that each of them has received a name that distinguishes them from one another; they realise that their name cannot be taken away from them and belongs to them forever.

The children understand that their many different names also represent their many different personalities and that their very particular class community is formed out of all their individual personalities, gathered together like a colourful bouquet of flowers. As variations on the visual representation of this concept, you could work with raindrops, train-wagons, musical notes, puzzle pieces, etc. Whatever form this exercise takes, the concept that must become clear is this: *together we are more than the sum of our parts*. Together, we can become a bouquet, a cloud, a lake, a train, a melody, a puzzle, etc.

The children understand that together they form a learning community.

The children understand and appreciate that school is there to support them - now and in the future, on their own and together with others - in

learning and in developing their knowledge and abilities.

They discover that school is not only a duty, but was also created because each child has a right to go to school and be educated and that parents, teachers and the state must ensure this right.



**C Key questions for reflection on Unit 1**

Experiencing children's rights	Getting to know children's rights	Implementing children's rights
Teacher		
In what way have the principles of children's rights in the school and classroom been exemplified?	What do the children now know about children's rights?	Learning how to take action outside of school: what have the pupils learned for their future lives?
School is a part of life, a class is a micro-community in its own right. The bouquet of flowers acts as a strong symbolic representation of this. The articles of the UN Convention on the Rights of the Child mentioned to the right can be expressed by the children in these lesson sequences.	Article 7 and 28 (see appendix: UN Convention on the Rights of the Child).	The children participate in deciding where the poster showing the bouquet of flowers is to be hung up.
Pupils		
How did I experience children's rights in class?	What have I learned about children's rights?	What kind of action am I able to take now?
Each one of us is unique. Each child is welcome in class. It would be a pity if one of us were missing in our class. We all have the same rights.	We have special rights as a child: We have a name that no one can take away from us (Article 7). We have the right to go to school and to learn how to read and write (Article 28). Without school, no one would be able to find a job as a grown-up.	I know now that I feel more comfortable as a member of a class that is a good and supportive group. I will try to support the other children in the class so that they feel as good as I do.

**D Procedure***Lesson 1*

The children sit in a circle. In the middle of the circle, colourful paper hearts have been laid out on the floor. Each heart carries a child's name and has a string attached to it. There is also one heart for the teacher with his or her name on it in the middle of the circle.

The teacher encourages the children to join a conversation:

- Do we know the names of everyone in this group? Who is who?
- Each child takes a heart with another child's name on it and responds to the following questions: What do I like about this child? What

have I already done together with him or her? Why would I miss him or her if he or she were not here?

- Other questions that may be included: What might another person say about this child, for example a teacher, a male or female member of the family, the child him or herself, a friend, somebody else in the room, in the school or in the community?

After each child has expressed their ideas about the child pictured on their chosen heart, they then give that heart to the child who is depicted on it.

Every child keeps his or her heart and wears it during the lesson as a name tag. (This can be continued during the following lessons until all the children have gotten to know each other well.)

The concluding discussion can be introduced by the teacher asking: "Why have I taken different colours and not only one?"

The teacher asks the children to bring a portrait photograph to the next lesson. (Alternatively: the teacher could take pictures of the children and have them printed out in time for the next lesson.)

### *Lessons 2 and 3*

To introduce lesson 2, the teacher explains: Every child in this world is different. Every child is unique in his or her skin colour, characteristics, personality and name!

Children also have rights, the so called «Rights of the Child», which are recognised in almost every country in the world. These rights include, for example:

- the right to have a name (Article 7 can be read out loud, or perhaps an abridged version thereof);
- the right to an education (Article 28).

Only someone who has a name can be called by others, so it is important to know these names!

A discussion is opened about the points discussed so far, children express their questions and opinions. To conclude: All of us together, with all our different names, qualities, characteristics and all our different skin colours, make up this class.

We are going to make a picture of our class - it is not made up of hearts, but of flowers gathered together and placed in a vase. The vase stands for the school, the school building for our classroom. All of us are the flowers held by that container. Without us, there would not be a school: the school would be no more than an empty container, an empty vase.

The teacher explains the different stages of the activity:

- You will make your own flowers.
- You will paint the petals and stick a photo of yourself into the middle.
- The flowers will be put together to form a bunch.
- The bunch will be stuck onto a poster.
- In this way, we will make a picture of our colourful and diverse class!

Before this creative activity or immediately after, the children think about and try to interpret the image of the flowers in the vase. The teacher collects the various views and ideas. The children

may develop their ideas freely, referring perhaps to questions such as the following:

- What could the flowers symbolise?
- What could the vase symbolise?
- Why is it important to have a name?

Depending on the time and the materials that are available, this activity may be adapted in various ways, for example:

- The pupils may draw, cut out and decorate the flowers themselves or are given cut-out flowers to decorate.
- The teacher has prepared the centre of the flower and the pupils create the petals.
- The photos are cut out to fit into the centre of the flower.

Children who have finished their work quickly can draw more small flowers without photos.

Finally, a display on one of the classroom walls is put up entitled "Class Bouquet." The vase shows abbreviated versions of the children's rights that relate to the picture (Articles 7 and 28).

### *Lesson 4*

Setting:

- The poster has been fixed to the board or the wall.
- The pupils sit in a large semi-circle at the front of the classroom (in a big class, two semi-circles may be necessary). All pupils should have a good view of the poster.

The pupils think about the following questions:

- What did I enjoy during this activity?
- What have I learned?
- What do I know about the other children?
- What have I learned about the teacher?

The teacher guides the pupils in sharing their comments and feedback with each other.

Towards the end of the lesson, the teacher gives the pupils more information about the Convention on the Rights of the Child. In particular, he or she refers to the two rights shown on the vase. He or she informs the children about Universal Children's Day (20 November).

To finish, the teacher discusses with the class whether the poster should be exhibited in one of the school corridors or in the school entrance hall. The class discusses the pros and cons: Where should the poster be hung up so that all visitors may see it? What can we do if a new child joins our class?

## Unit 2 (Primary school, Class 2)

### Names are more than just letters!

#### A Lesson plan

	Key questions/lesson topics	Main activity	Resources
Lesson 1	All our names!	All children learn more about each other's names (interactive approach).	A4 sheets of paper.
Lesson 2	How I got my name.	The class think about the reasons for giving a child a name.	Strips of paper with key sentences; a set of handouts.
Lessons 3 and 4	Every child has a story to tell.	The pupils share information about their lives. They make a life-sized picture of themselves.	Information about the children's families (homework); one sheet of flip chart paper per child; markers and colours.

#### B Background and educational objectives


Article 7 of the Convention on the Rights of the Child protects every child's right to have a name. The second or family name indicates the child's ties to the closest group around him or her. However, the first name makes the child become an individual: a unique creature in this world.

Children should be proud of their names, and they should know what their names mean, the hopes their names express and why their parents chose this name for them.

The teacher must take care when treating this topic. For all kinds of reasons, there may be children in class who do not live with their natural parents or who have lost their names when forced into migration or exile. The teacher will need empathy and sensitivity when approaching such children.

This unit, "Names are more than just letters!" connects to Unit 1 "I have a name – we have a school." References to the first unit should be made if children have already completed it.

Alternatively, Unit 2 may also be used as a stand-alone unit.



**C Key questions for reflection in children's rights classes**

Experiencing children's rights	Getting to know children's rights	Implementing children's rights
Teacher		
In what way have the principles of children's rights been taken into consideration in the classroom and in the school community?	What do the children now know about children's rights?	Learning how to take action outside of school: What have the pupils learned for their future lives?
School is part of our life; the class is a micro-community in its own right. Children become aware of their own identities by knowing all the other children's names and by being called by their own names by everyone in the class. The rights mentioned to the left are experienced in the classroom through this unit.	Articles 7, 8, 12, 13 (see appendix: UN Convention on the Rights of the Child).	The children participate in the decision of where their poster is to be hung up. Perhaps space needs to be provided, so this question may have to be discussed with other teachers, school assistants, or the head teacher.
Pupils		
How did I experience children's rights in class?	What have I learned about children's rights?	What kind of action am I able to take now?
I have seen that all the other children and the teacher have taken notice of me. They have all listened to me, and now everyone knows my name. My name makes me special and unique, someone who is different from everyone else. I know the names of all the other children in the class and what these names mean. I know something about their lives.	We have special rights as a child: We have a name that no one can take away from us (Article 7). As a child, I already have my own life story, a life that is different from what other children have experienced. This will always be a part of myself (Article 8). I may have my own opinion and can say what I think, and all the other children may do so too (Articles 12,13).	When I meet someone on the playground or somewhere else, I will ask them their name and tell them mine.

## D Procedure

### *Lesson 1: All our names!*

The teacher and pupils sit on chairs arranged in a circle. The children hold strips of paper with their first names written on them in bold writing. The teacher also has a card or a strip of paper with his or her first and second name written on it. Everyone says his or her name in turn. Now the pupils must pay close attention and learn the other children's names, if they don't already know them. This may be done with the help of different kinds of games, some of which are suitable even if some of the children already know each other:

- The children give their own names and the names of the children sitting to their left and right, "My name is ..., and sitting to my left is ... and ... is sitting to my right."
- Identify some traits which some of your pupils have in common, for example the colour of their jeans or skirt, initials, eyeglasses, colour of their hair, etc., and make up a riddle: "X, Y and Z all have something in common. Who can tell me who it is?" This can be repeated a few times.
- Collect all the cards with the names written on them. Each child draws one in turn without reading the name. They all show their cards. Who is able to bring order into this confusion by assigning the correct name to each child?
- Boarding the bus: At random, a child begins with the following statement, "I am Anna, and I am getting on the bus." The child next to her continues, "I am Sandra, and I am getting on the bus with Anna." The child sitting next to Sandra carries on in the same manner, including all the preceding children, "I am Tom, and I am getting on the bus together with Anna and Sandra." Keep to the order in which the children are sitting in the circle, as this will make it easier for them to remember the names. Continue in this way until all the children are sitting on the bus. Take care not to embarrass a child who has forgotten a name, and let the children help each other.

The teacher concludes the lesson by conducting an instructional dialogue. The following questions serve as stimuli for the pupils:

- Do I like my name and if so, why?
- Sometimes names are reduced to nicknames or changed. If I have such a nickname, do I like or dislike my new name and why?
- Nicknames in our family or amongst friends: What do they mean and where do they come from?
- Sometimes it is important to have a name. What would things be like in school if we all had

the same name or even had no name at all?

For the rest of the lesson, if time allows:

- The expression, "My name is..." can be presented in different languages and learned by the children; the task could be that each child learns the expression in two languages. (Extension: children learn the question, "And what's your name?")
- Children could design and create a particularly decorative name tag.

*Lesson 2: How I got my name!*

The teacher has prepared strips of paper on which he or she has written the following sentences (of

course, any kind of variation - modification, omission or addition of more statements - is possible):

**It is important to have a name.**

**My name - this is me.**

**We recognize ourselves and each other by our names.**

**Our name says something about who we are (gender, language, place of origin, etc.).**

**By having a name, a child becomes a member of a state.**

**By choosing a certain name, parents often express certain wishes, hopes and feelings.**

The teacher reads each statement to the class, each time putting the strip of paper down and asking the children to put the statement written on it into their own words and to discuss its meaning.

Then he or she hands out worksheets, which the children are to fill in as homework (see the resources below). The teacher goes through the questions with the class to ensure that every child understands:

- When was I born?
- At what time?
- Which day of the week was it?
- What was the weather like?
- Where was I born?
- Who was present when I was born?
- What was my size and what was my birth weight?
- Why was I given this particular name?
- What does my name mean?
- Where can my name be found, what does my name sound like in other languages?

*Lessons 3 and 4:*

*Every child has a story to tell!*

The children sit in a circle. They have the sheet of paper that they filled out for homework with them and tell each other about the things they discussed with their parents. The teacher encourages them to explore some questions in depth.

For example, he or she creates a list on the board, flipchart or projector that shows the time of day or the name of the day that each child in the class was born. Perhaps an interesting pattern will emerge? (The Internet is a useful tool in order to find the weekdays on which the children were born.)

Of course, it would be particularly interesting if some children could give their parents' reasons for giving them their names and be able to explain what their names mean. To explain the meaning of names, the teacher could bring a dictionary of names or use the Internet to find their meanings (the latter would work particularly well for non-European names).

Following the class discussion, the children are given the task of individually creating a poster about themselves that includes all the written information they have gathered about themselves. Depending on the level of their writing skills, the teacher may have to assist some children in class.

As an alternative, the children could draw a life-sized picture of themselves. This may be done in the following way: a child lies down on a large sheet of paper that has been spread out on the floor, choosing a pose, for example running or standing with outstretched arms. Another child traces the outline of this figure. The resulting shape is then cut out and coloured in with water-colour or poster paint. Speech bubbles could also be cut out and attached to the figure to show the children introducing themselves "My name is...", and/or a second sheet of paper with the personal details about the child can be stuck to the figure.

The children spend the fourth lesson completing these posters.

Finally, the posters or figures are presented and the children discuss how and where they will exhibit the posters in the school building. The teacher supports them in making their decision.

Resources: worksheet for pupils

### My name has its own history - what I would like to find out

When was I born?
At what time?
Which day of the week was I born?
What was the weather like?
Where was I born?
Who was present when I was born?
What was my size and what was my birth weight?
Why was I given this particular name?
What does my name mean?
Where can my name be found, what does my name sound like in other languages?



## Unit 3 (Primary school, class 3)

## We are wizards!

## A Lesson plan

	Key question/lesson topics	Main activity	Resources
Lesson 1	What can an ordinary person do to solve a problem? What can a wizard or witch do?	The pupils learn to distinguish between realistic and magical solutions for different kinds of problems. They draw a picture of an ordinary person or a wizard.	Board (prepared in advance so that the children's ideas can be easily collected); drawings; sticky tape; A4-size sheet of paper, crayons.
Lesson 2	What are the core rights of the child? What areas of life do they touch on? What kind of solutions can we find to these problems?	By dealing with the most basic children's rights, the children get to know the background and formulate fanciful as well as realistic solutions to real-life problems associated with these rights.	Paper figures (already cut out); crayons, colour pencils.
Lesson 3	How can we assume a supportive role in situations in which a given problem arises? What concrete solutions can we offer?	The pupils search for solutions for difficult situations in their everyday lives. They present their solutions in a role-play.	Props for a role-play if required.
Lesson 4	How can we evaluate the examples of solutions for the problems presented by our classmates in a role-play? What have we learned through this?	The pupils rehearse their role-plays and act them out in class. They then discuss the solutions presented in the role-play.	Props for a role-play if required.

## B Background and educational objectives

Children soon become aware of the fact that many things are beyond their control. They are subject to decisions that have a direct impact on their lives, yet they are often unable to influence them. But children are also capable of travelling to a world of their imagination. This need not be an attempt to escape from the real world. The world of the imagination is the sphere where new plans can be created, experiences may be reflected upon and where a person may gain strength before returning to the real world.

For the teaching project in Unit 3, we suggest drawing on the imaginative capacity of children and giving them the opportunity to transform their ideas into solutions for real life problems in connection with the basic rights of children. The starting point is the charming fantasy of becoming a wizard or a witch and to be able to use magic powers to solve problems.



The aims of this project include pupils becoming familiar with children's rights in a simplified form. At the same time, they are required to identify situations connected to children's rights in their environment that demand a better solution, and to look for such solutions - both «magical» and «real» - together. It is important for the children not to remain within their realm of imagination all the time. They should also try to conjure up a solution to a very basic problem in their local surroundings and put it into practice (e.g. focusing on issues such as a clean environment in the classroom and the schoolyard).

This teaching unit relies on communication in the classroom. Therefore it is of great importance for the children to be seated in arrangements that encourage communication. When communicating in groups, all participants should be able to make eye contact. Forward-facing seating arrangements should therefore be avoided. Sitting in rows puts children at the far ends at a disadvantage. We therefore recommend that the children sit in a circle or around a table during group discussions.

The date that these lessons are carried out is up to the teacher, however the second and third week in November would be suitable, as it coincides with the yearly date of Universal Children's Day on 20 November (see also the suggestions at the end of the fourth lesson).

**C Key questions for reflection in children's rights classes**

Experiencing children's rights	Getting to know children's rights	Implementing children's rights
Teacher		
In what way have the principles of children's rights been observed in the classroom and school community?	What do the children know now about children's rights?	Learning how to take action outside of school: What have the pupils learned for their future lives?
School is like a micro-society. The pupils discuss things together and find solutions for their problems in the class and in their lives. They interact with each other, not only with the teacher.	Articles 13, 14, 28, 31 (see appendix: UN Convention on the Rights of the Child).	The pupils think about real life situations with reference to children's rights and they begin to work out solutions for problems that are real for themselves and for others.
Pupils		
How did I experience children's rights in class?	What have I learned about children's rights?	What kind of action am I able to take now?
We have listened to each other and we have found out that some of our wishes, problems and suggested solutions to problems can be very different. We have seen how we can bring our different perspectives to a discussion and find solutions for such problems together.	I know that children have special rights: children's rights. I know that there is a Universal Children's Day on 20 November. I am learning to see the difference between miracles and tangible solutions to problems in real life.	I know that other people and I have rights, but I must do something to make sure that these rights are protected - both my own and those of other people. Finding a solution to a problem is not an easy thing to do, and we cannot solve all problems at once. Some of our wishes will not be fulfilled for a long time.

**D Procedure**

*Lesson 1*

The class sits with their chairs arranged in a semi-circle around the board at the front of the class. Each child should have a good view of the board.

The teacher draws or shows a picture of two people on the board or projector: an ordinary woman or man and a wizard or witch. In pairs, the children should also draw the two figures and try to answer the following questions together:

- What is the difference between wizards or witches and ordinary people?
- What can the ordinary person do in certain situations, e.g. If there is no bread in the house to eat?
- What would the wizard or witch do in the same situation?
- To encourage their imagination, further examples of situations can be found by the children,

possibly with support of the teacher. The teacher collects all the pupils' answers on the board, using the following table:

	«Ordinary» Person	Witch or wizard
Situation 1 (e.g. Hunger)		
Situation 2 (e.g. Poverty)		
Situation 3 (e.g. Boredom)		
Situation 4 (e.g. Birthday)		
etc.		

The children share and discuss their solutions to the various problems. Questions to extend the discussion could be:

- Can you see any solutions or ideas that have been made by a good or a wicked wizard or witch? How would a good or wicked wizard or witch act in certain situations?
- When did you last wish you had magical powers, and what did you want to change then?
- What is your biggest wish right now? How would you grant that wish if you had magical powers? How could you grant that wish in reality?
- Etc.

The teacher encourages the pupils to come forward and share their ideas and offers all of them positive support. He or she explains that the class will be talking about wizards and witches several times over the next few lessons and sets pupils the task of looking for pictures of wizards and witches in magazines or books and of bringing them to the class if possible. The pictures and books can be displayed in a small exhibition.

For the remaining part of the lesson, the children do a colourful drawing of an elaborate wizard or witch, and next to this figure an "ordinary" person. These drawings can be finished as homework and can subsequently be displayed in the exhibition.

### *Lesson 2 (Duration: around 1½ Lessons)*

Introduction: viewing and commenting on the exhibition (see above), if it has become large enough to be presented. The teacher encourages the pupils to collect more pictures, books and objects and to finish their drawings if they haven't already done so.

The children now sit in a circle. The teacher holds a short talk about the ten most important children's

rights. In this key lesson, he or she tells them that over 50 years ago, special rights that deal with the lives and the situation of children were made and signed by a great many nation states. Here we recommend reading the 1959 UN Declaration of the Rights of the Child (see appendix, though abridged versions can also be found on the Internet), that the teacher may adapt and abridge as necessary.

The teacher should make the presentation as descriptive, understandable and child-oriented as possible: examples of real life situations or stories relevant to the children's experience will help support this.

In order to summarise and conclude, the teacher could compile a list of the most important points together with the children and then write these on the board. The children could then record this list in their exercise books.

The children need to understand that:

- there are such things as children's rights,
- these rights are valid for every child, even here in our country,
- the aim is to enable every child to grow up in a healthy and wholesome way (this includes physical, moral, spiritual and social development,
- the freedom and the personal dignity of the child are to be respected.

Next, the teacher lays out approximately 20 paper cut-outs of boys and girls that either they or the pupils have cut out beforehand. These figures are then divided into four groups of five on the floor. The teacher tells the children that each group has a particular problem:

- the first group is experiencing a threat to their physical wellbeing (food, health etc.),
- the second group is experiencing a threat to their spiritual wellbeing (discrimination, right to

- privacy etc.),
- the third group is experiencing a threat to their educational opportunities (right to access information, education etc.),
- the fourth group is experiencing a threat to their social environment (family, friends etc.).

After this explanation, the class is divided into four groups, of which each one is responsible for one of the groups of paper figures. The instruction: Take your five figures and write on each one sentences about what they need or what they are missing or why they are suffering. Use "I" sentences (in the first person). For example, the group "spiritual wellbeing" could write sentences like: "People laugh at me, because I am foreign", "I suffer, because I have no friends", "I am sad, because people laugh at the way I talk" etc.

Children work in their four groups, then present to each other and hold a discussion to find additional examples for their group of figures (e.g. "What else can you think of?") - possibly writing on more figures.

Next, the groups become wizards and witches and want to help these children to experience children's rights! The figures that have been written on are looked at one by one. For each one, the following questions are asked:

- Read what is written on the child: what is it suffering from?
- How could the wizard or witch help? What could he or she do, so that the child will be helped today, tomorrow and each day after that?
- What could the child him or herself do, so that he or she feels better?
- What could people without magic powers do (for example us) to help this child feel better?

This turn can be taken with the class as a whole or, depending on class size and time available, in two or more small groups.

### Lesson 3

The teacher repeats the ten most important children's rights (see above, lesson 2). Today we are looking at concrete situations in real life, where these rights play or should play a big part. The teacher motivates the children to think about places or situations in their everyday lives that are difficult for them, their classmates or younger or older pupils in the school. In particular, they should try to think about situations where the rights of these children are being threatened. This they do in pairs. As a stimulus as well as a writing grid for collecting contributions from the children, the fol-

lowing list of places and situations can be used on the board:

Places:

- the classroom
- the schoolyard
- the way to school

Situations:

- quarrel and disagreement
- no lunch
- forgotten to do homework
- being beaten up
- not having a friend
- not owning a warm winter jacket
- without proper sports gear

Instruction: We will now take on the roles of little wizards and witches. We will have a go at finding solutions to these problems.

In the plenary session two or three situations and their solutions - as realistic as possible - will be discussed. The pupils form small groups of three or four and choose one situation, which they want to deal with and present a solution to. Each group should create a role play to both illustrate the situation and present their solution. Today's lesson is for preparation: the role plays and discussions will be held in the next lesson (and not directly following lesson 3, because of the task requirements below).

The teacher explains the requirements for the role play: he or she specifies the time allocated for preparation and for the performance (e.g. 5 min), the content (situation plus solution), gives performance advice (speaking loudly and clearly, use of props etc.). The teacher supports the groups, makes suggestions if necessary and listens. In preparation for the fourth lesson, the pupils can refine their scenes with costumes and props.

### Lesson 4

Short instructions are given to the class concerning the role-plays: time limits, clear observation criteria for those watching (e.g. Is the situation represented in an understandable way? Is the solution realistic? Were the actors convincing?). These observation tasks should be written down and shared on the board!

The pupils act out their scenes in class (problem plus solution). The time limits (e.g. 5 min per performance) are to be strictly observed.

Following each performance or after every other performance, a discussion should be held that

deals with the above mentioned questions, as well as more general questions (e.g. who has ever experienced a similar situation? How did you respond / what did you do in this situation?).

Concluding discussion (whole class) on the various problematic situations and solutions that have been acted out, rounded off by again reviewing the Rights of the Child and raising awareness that the whole exercise was always about relating to these rights.

A project could possibly be set up to commemorate the Universal Children's Day (20 November), where the children could prepare something for the wider school community (information for another class about children's rights, creative communication of these rights e.g. a poster display in the school corridor, a small play based on the role-plays performed in class etc.).

**Unit 4 (Primary school, Class 4)**

**Our rights - our treasure**

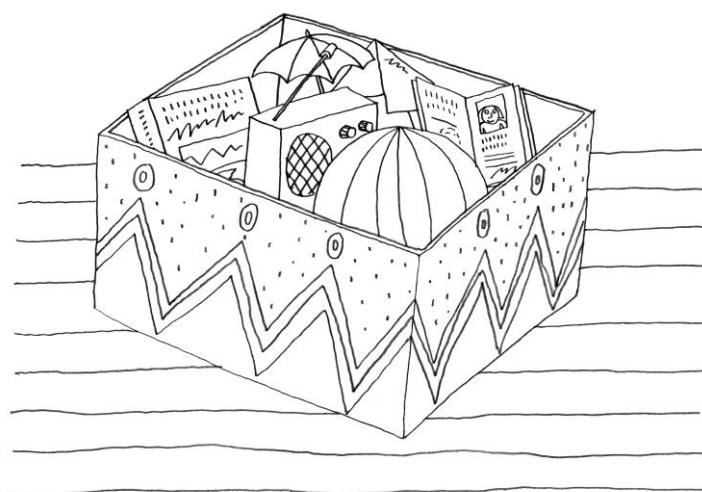
**A Lesson Plan**

	Key questions/lesson topics	Main activity	Resources
Lesson 1	Why do we need special children's rights?	The pupils are introduced to the "treasure box" project, and they discuss how to plan and carry it out.	Objects that may be used to represent certain rights of children (as examples and as inspiration); children's rights cards, text on children's rights (see appendix).
Lesson 2 (plus out of school activities during the next weeks)	My personal treasure box - something very special!	The pupils decorate their treasure boxes and prepare them for their children's rights treasures.	Every child brings a metal, wooden or cardboard box, colourful buttons, rags of cloth, glue and scissors etc. to school.
Lesson 3 (after an interval of several weeks)	My treasure box, your treasure box: a mutual exchange!	The pupils display their treasure boxes by arranging an exhibition on their desks.	Pupils' treasure boxes (with the contents).
Lesson 4 (shortly before 20 November)	How could we arrange an exhibition?	The children exhibit their treasures and treasure boxes for all the other children in school to see.	The pupils find a room or place for their exhibition (preferably - but not necessarily - in the school building).

**B Background and educational objectives**

The pupils acquire a deeper knowledge and understanding of children's rights. Over a longer period of time, they study the contents and intention of these rights by trying to match each right with an object that may illustrate or symbolise this right. Every child will find his or her own solutions. To do so, the children must have understood and interpreted the articles in question.

In terms of learning theory, the task allows the learners to actively organise their own learning processes, which considerably increases their chances of experiencing a sustainable increase of knowledge. In addition, by constructing his or her own individual treasure chest, each child identifies



more strongly with their chosen children's right, both on an intellectual and an emotional level.

This is a class project which continues over a longer period of time (between five and seven weeks) and which may inspire and stimulate the pupils to share and discuss their ideas during this time. On Universal Children's Day (20 November),

an exhibition of the pupils' treasure boxes can be held in the school building. This provides additional stimulation and will motivate the junior pupils to do something similar one or two years later.

The most ideal time for starting the project would be between the end of September and the middle of October.

### C Key questions for reflection on Unit 4

Experiencing children's rights	Getting to know children's rights	Implementing children's right
Teacher		
In what way have the principles of children's rights been observed in the classroom and school community?	What do the children now know about children's rights?	Learning how to take action outside school: What have pupils learned for their future lives?
Every pupil enjoys the right to develop a personal form of artistic expression. In this way, pupils increase their self-confidence and learn more about themselves and each other.	All children's rights are introduced and discussed.	Pupils learn to make decisions and to argue for the solutions that they have found.
Pupils		
How did I experience children's rights in class?	What have I learned about children's rights?	What kind of action am I able to take now?
It is wonderful if school can become a place where we can see so many works of art. I enjoy being at school.	I have studied children's rights for a long time. I had to make a decision about every article, and I could only do this if I had understood the article. I have realised that it is not always easy to understand the children's rights convention.	Not all articles in the children's rights convention are equally important for me. I have thought about the question of which articles I could advocate. I have thought about the question of which rights are particularly important for other children in other families, regions or other countries, and what I could do to support them.

### D Procedure

*Lesson 1 (end of September / beginning of October; duration: approx. 1 ½ hours)*

Introduction: The teacher activates prior knowledge on children's rights and recaps the most important points (see Unit 3, lesson 2). He or she gives the children copies of the children's rights cards (see appendix) and explains them so that the children have a good grasp of these rights (which right is

illustrated by which picture?) and are equipped to do the work required of them. This lesson requires time and good preparation on the part of the teacher, which means a thorough reading of the Convention on the Rights of the Child (see appendix). While introducing the children's rights cards, the focus should not simply be a matter of reading out the various rights and matching a picture to each one, but much more a matter of using the



pictures to tell a story or report on the particular right in question.

Next, the teacher places a box on the table that is decorated to look like a treasure chest next to the children's rights cards. Alongside, he or she places an arrangement of objects that symbolise some of the children's rights. For example, for Article 7 (right to a name from birth), a small candle could be placed as a reminder of a christening ceremony or birthday. For Article 28 (right to education), a pencil could be placed. The teacher explains the principle of symbolisation and discusses further examples with the pupils.

The teacher then explains the plan further:

Universal Children's Day is on 20 November. Until then, each child should design and create a treasure chest. The chest should be filled with children's rights cards and objects that relate to these rights. Each child is free to choose the objects that symbolise their chosen rights.

Concrete tasks: Each child has until next week to find and decorate a box so that it looks like a treasure chest. First, the children need to find a box that they can use to make a treasure chest with. This box could be made of cardboard, wood or metal and children should help each other to find a suitable box. Designing and decorating the box can partly be done in school during Art or Design and Technology classes, so that the homework task for the children can merely be to find a suitable box and decorating material to take to school and to bring enough material for themselves and some extra to share or exchange with their classmates.

All pupils receive the children's rights cards and cut them out. They should be placed in the treasure chest as soon as it is ready. The instruction: Start looking for treasure, i.e. find your first treasures / objects that symbolise particular children's rights!

A possible (meaningful) focus: Go over the children's rights cards again and write keywords on the back of each card to summarise each right.

### *Lesson 2 (one week later)*

The children show each other their material and the objects that they have brought with them to symbolise the rights written on their cards (see task above).

Discussion/Brainstorming

- a) on treasure chest design;
- b) on suitable "symbols" for the individual children's rights (if possible with an integrated repetition of the most important children's rights): What would be a suitable illustration for which card? Where can such objects ("treasures") be found? Etc. It is important that the "treasure hunt" helps the children to familiarise themselves with children's rights and to understand them better. They can only pick an object if they have understood what a particular children's right means.

The children begin to decorate their treasure chests. They help each other to choose and share out the decorative material. The teacher decides how much time to allocate to this task. This could be completed either at school (possibly in an extra lesson) or as homework.

During the "treasure hunt" where children collect their objects and materials over the next four to five weeks, the pupils should exchange their ideas and show each other their finds: What have you found to symbolise which right? The pupils should be allowed to copy each other's ideas. The children will engage in a kind of competition of who has the most beautiful treasure chest with the most creative and original ideas.

### *Lesson 3*

One week before Universal Children's Day (20 November): Each child displays the objects they have collected in an exhibition on their desks. They need not illustrate every child's right with an object. A short "tour" of all the objects is held (10 min).

Each child explains to the others why they have chosen their objects (this happens after a short preparatory phase in groups of three or four).

After this, a plenary discussion is held under the teacher's guidance, where the class discuss how the exhibition could be displayed on Universal Children's Day (20 November) to the other pupils in school. Questions for the discussion: Are there any glass cases that we may use? Should we set up some small tables in the school building? Should we turn our classroom into a children's rights museum on 20 November? Perhaps another third grade class has carried out the same plan - who will check with the other classes? Should we invite the head teacher, other teachers, parents and the housekeeping staff? Should we design a poster to advertise our exhibition? Should we or-

ganise a sort of opening ceremony for the exhibition? Should a child or the teacher hold a short introductory speech? Shall we rehearse or write and compose a song for this occasion? Etc.

#### *Lesson 4*

Universal Children's Day, 20 November (or as close to this date as possible):

The pupils set up the exhibition according to the agreed plan and display their treasure chests for the other pupils in the school to see. In connection with this there must be some information on children's rights (this information could and should also be disseminated in the opening speech and on the exhibition poster).

Following this, a class discussion/reflection should be held (possibly first in writing, then orally): How did the project go? What have you gained from it? What went well? What could we have done better? Etc.

**Unit 5 (Primary school, Class 5)**

**We make rules for our classroom**

**A Lesson Plan**

	Key question/lesson topics	Main activity	Resources
Lesson 1	What rights does every person in this classroom have?	Working in groups, the pupils prepare a list of suggestions for class rules.	Sheets of A3 paper (one per group).
Lesson 2	What makes a rule a good rule? Why can rules be a nuisance? Why can they be useful?	The pupils think about the concept of order and rules.	Hand-outs on basic principles of rules in democracy; blank sheets of A4 paper.
Lesson 3	How can children's rights be brought to life in the classroom?	Working in groups, the pupils work out rules that harmonise with children's rights.	Hand-outs, either copied or written by the pupils.
Lesson 4	Working out rules in groups and agreeing on rules in class.	The pupils compare their ideas and try to reach a unanimous decision on the rules for their class.	–

**B Background and educational objectives**

When we link classroom rules with human or children's rights, these rules gain implications that go far beyond merely ensuring peace and quiet in the classroom.

Human and children's rights are not a body of cold legal standards. If they are to become meaningful, they must serve as instruments and guidelines in our efforts to bring equality and justice to everyday life. For pupils, school is an important element, in some ways even the centrepiece of their everyday lives. But school is even more than that: school is almost the only place where pupils may learn - within the boundaries of a safe space - how to act in society. School, in other words: the classroom, the school building and its premises as a whole, but also the structure of school and school leadership make up a miniature model of society - a micro-society. What the pupils have learned, developed and tested here, be it beneficial or not, will more likely than not be transferred to the world beyond the classroom and school community. To make pupils aware of this fact and to use it in terms of children's rights education is an important objective of Unit 5.



Rights and duties form a complementary pair of concepts. They belong together like day and night or summer and winter. Rights and duties depend on one another. Human and children's rights may

not be fully understood without appreciating this interdependence.

This project will focus on the following articles of the Convention on the Rights of the Child:

Article 12, having our opinion heard;  
Article 13, freedom to express ourselves;  
Article 28, the right to education;  
Article 31, the right to leisure and recreation.

### C Key questions for reflection in children's rights classes

Experiencing children's rights	Getting to know children's rights	Implementing children's rights
Teacher		
In what way have the principles of children's rights been observed in the classroom and school community?	What do the children know now about children's rights?	Learning how to take action outside school: What have the pupils learned for their future lives?
In this unit, the pupils experience concretely that we need rules to live together and they understand that children's rights define such a system of rules.	Articles 12, 13, 28, 31 (see appendix: Convention on the Rights of the Child)	The pupils understand how rules are made in a democracy. They are able to take part in democratic processes of decision-making.
Pupils		
How did I experience children's rights in class?	What have I learned about children's rights?	What kind of action am I able to take now?
The pupils understand that rights and duties belong together. They realise that rules have been made by humans for humans, that they may be changed, and that it is not easy to agree on binding rules for everyone within a group.	I now know that I have the right to take part in working out rules for our class. I am aware that the development of the children's rights convention was a similar kind of process.	Now I can try to find similar rules on how to live together in my family, our sports club or together with my friends. We should make sure that as many people as possible take part in defining such rules and are able to agree on a compromise.

## D Procedure

### Lesson 1

The teacher gives an informative introduction to the project and the plan for the next four lessons.

The teacher begins by moderating a discussion on the issue of “rights and responsibilities” with the pupils. As a possible inspiration:

- Name some rights that you have in the classroom, schoolyard or in your family. Remind yourselves of the children's rights that you have already heard a lot about!
- These rights will only work if others respect them too. To each right there belongs - for others and for us - a duty! Now let's think of other examples that you have mentioned.

The class is divided into three, six or nine groups depending on the class size. Try to have no more than five pupils in each group. Each group is either A, B or C.

Each group appoints a spokesperson. After this, short feedback is given - how did you choose your spokesperson?

Each group has a sheet of paper divided into thirds. Using the top third of the paper, they record what they believe to be the rights of every individual (including the teacher) in their class. They should record every suggestion and each suggestion should be numbered.

Give feedback - how well do you think you have completed the task? What were you all doing that helped? What hindered?

The paper is given to the next group (A to B, B to C, C to A).

Each group evaluates the list of rights generated by the previous group. They discuss the following questions: Which responsibilities correspond to which rights? Which responsibilities do we have to uphold in order to respect those rights? What do we need to do, how do we need to behave? E.g. “Everyone has the right to be heard” corresponds to “We have a responsibility to listen”.

Using the same numbers as used in the rights section, the groups now write down corresponding responsibilities in the middle third of the paper.

At the end of the lesson, the teacher collects all the contributions made by the pupils to review them before the next lesson.

### Lesson 2 (Duration approx. 1½ Lessons)

The teacher moderates a discussion on the theme of “rules” using basic questions concerning rules, illustrated with references e.g. to rules in sport, in the classroom or in traffic. Inspiration:

- What is the good thing about having rules? What can be irritating about having rules?
- When am I glad that there are rules? What annoys me about rules?
- Who sets up rules in various contexts? Who has the power to enforce rules and sanctions if these rules are broken?

As a stimulus to begin this lesson phase, or to summarise afterwards, the following text (or an abridged version), “Discipline and order in democracy - and in school” can be used.

### Discipline and order in democracy - and in school

1. Order is necessary under all circumstances. A group without order and basic rules cannot be democratic.
2. Limits are necessary. Rules may be wrong or inappropriate. But as long as they have not been replaced they must be respected. It must, however, be possible to change them.
3. From the very beginning, children should participate in setting up and enforcing rules. Only in this way is it possible for them to identify with the rules.
4. A classroom community cannot function without mutual trust and respect for one another. In some cases it may prove difficult to create such an atmosphere.
5. Team spirit must replace competition in the classroom.
6. A friendly classroom atmosphere is of vital importance.
7. The social skills of the teacher have an essential contribution to make in the development of democratic leadership, developing a feeling of belonging to the group, building up relationships, etc.
8. Group communication is a permanent reality in a democratically led class.
9. Pupils, both boys and girls, must be encouraged to explore something new and to learn from their mistakes.
10. Within the limits set, it must be possible to exercise liberties. Only in this way is it possible for individual responsibility to develop.
11. Discipline and order will be accepted and complied with most willingly if they help each individual to express himself or herself, and if they support the group in developing satisfying relationships and working conditions.

**"A group without order  
and basic rules cannot  
be democratic."**

The class is divided into the same groups as in the previous lesson. The teacher hands out the sheets of A3 paper from the previous lesson and gives the following instruction:

- Look at what you have written so far. Think of rules that you feel are particularly important for us to live together and that you would like to present to the class afterwards.

Write these rules on the bottom third of your sheet of paper according to the following guidelines (optimally, the teacher gives one or two examples):

- They should be positively phrased rather than prohibitive.
- They should describe the responsibilities as well as the rights e.g. using a "because" wording: "We have the responsibility to listen when other people speak, *because* we have the right to be heard."

The groups do their work according to the instructions. Following this, larger groups are formed by joining two groups together. Each group presents their rules to the other group, and there is discussion

and feedback on the chosen rules, their wording and comprehensibility, with possible reworking and optimisation.

Each group has to select a maximum of three rules. These are then written in thick, bold writing on large strips of paper (cut lengthways out of A3 paper).

These three rules (per group) are attached to the board in the classroom. There is a class discussion on each set of rules: a speaker from each group explains the chosen rules to the class.

Synopsis: Final editing with a view to creating a collection of rules that we want to make binding for our class:

- Which rules are identical or similar? Which may therefore be omitted or amalgamated?
- What needs to be re-worded so as to make the phrase more succinct or comprehensible?

A vote is then held to determine which rules are to be kept. Each pupil has five “tokens” to spend on the five rules that they believe should be included in their class. They may choose these by making a little line on the board, or by placing a little sticker next to their preferred rules. The rules (up to but no more than ten) with the highest number of votes are written up as a new set of class rules or included in the pre-existing set of rules for the class. They can be written up as a special document, signed by each pupil and prominently displayed in the classroom.

Reflection on learning (where at the same time, the new rules are applied and reinforced): What helped, what was obstructive? How did you contribute to the activities? Did you notice anyone else in class whose contributions were helpful? Why? What did they do?

### *Lesson 3*

The teacher activates prior knowledge on children’s rights and recaps the most important points (see Unit 3, lesson 2 and Unit 4, lesson 1): the creation of children’s rights, the most important children’s rights, possibly also linked to human rights.

Now the teacher introduces the following selection of children’s rights, this time using the original text from the original Universal Declaration on the Rights of the Child (see appendix):

- Article 12, Expressing our views and interests;
- Article 13, Freedom to express ourselves;
- Article 28, The right to education;
- Article 31, The right to rest and leisure.

The pupils are divided into groups (the same as in lesson 1 and 2, or new groups of between three and four children). Each group receives an A4 sheet of paper and with it they prepare a worksheet with two columns as shown below. In the narrow column on the left, they enter the four rights, spacing them evenly down the page. In the wider column on the right, they collect their thoughts on the rights and obligations that these rights carry, both for them and for others. As a point of reference, they could ask: “If my neighbour, a friend or my classmate claims this right, which obligations and duties result for me and for the others?” Or (for Article 28): “Which duties must society and school fulfil, to ensure the right to education? How can I as a member of this class contribute to upholding this right?” The results will be discussed in the following lesson.

Names of group members	
<b>Rights</b>	<b>Rules and duties</b>
<p><i>Article 12</i> <i>Expressing our own views and interests.</i></p> <p>What is it about?</p>	
<p><i>Article 13</i> <i>Freedom to express ourselves.</i></p> <p>What is it about?</p>	
<p><i>Article 28</i> <i>The right to education.</i></p> <p>What is it about?</p>	
<p><i>Article 31</i> <i>The right to rest and leisure.</i></p> <p>What is it about?</p>	



### *Lesson 4*

The pupils present their results (i.e. the completed worksheet from lesson 3) to each other in class. There is one spokesperson per group. They could address aspects such as the following:

- How did we approach our task (the process of group work and decision-making)?
- What was important for us (criteria and values)?
- How can we make sure that the rules are respected (attitudes towards rules and their enforcement)? Who is responsible for the enforcement of these four children's rights?

Possible conclusion: Collaborative final editing, agreement on a final collaborative edition of the rights and responsibilities in connection with the four elementary children's rights that have been looked at. One group could receive the task of creating a document depicting the rules as a work of art. All the pupils and teachers sign this document. The rules are in force until they are replaced by a new document. The document could be displayed on Universal Children's Day as an example of how to practise democracy in class.

## Unit 6 (Primary school, Class 6)

## Children's rights: a work of art!

## A Lesson plan

	Key questions/lesson topics	Main activity	Resources
Lesson 1	What is an art project? How can I represent children's rights by artistic means?	The pupils choose a single article from the children's rights convention to present as a work of art, and they develop their initial ideas.	Some magazines; children's rights on cards or slips of paper.
Lessons 2 - 4	How can teachers and pupils support each other? How do we deal with slow and fast workers?	The pupils carry out one or several art projects. They learn to give and to accept help in class.	Paper, colours, glue, magazines, etc.


## B Background and educational objectives

Children's and human rights are often related to complex political, social and personal problems. In addition, this project resumes a long-standing tradition of artistic interpretation of children's and human rights, which can be referred to and used as inspiration for this project.

Artists received the task of expressing the contents of a certain article - or part of one - creatively. In this way, many wonderful cards, calendars, books, and even films have been made.

For those pupils who have already worked on the treasure box project in Unit 3, this art project will offer a further opportunity to study children's rights from a creative angle in more depth.

Using this artistic tradition (which was already the case in Unit 3 with the treasure chest project) follows our conviction that a creative and integral approach to learning is very valuable: children should learn about a challenging theme not only cognitively, but artistically and musically. A spoken or written statement can only be expressed as an image if it has been fully understood.



We recommend planning the teaching sequences early enough to allow the pictures to be exhibited on Universal Children's Day, (20 November) in the school, town hall or another public building.

This objective of the project is both climax and motor in one, stimulating the pupils to carry out the task with the necessary care and creativity.

Note: the first lesson or even the entire project could also be carried out in collaboration with another Art teacher or Design and Technology teacher or in collaboration with a local artist. The pupils may also have suggestions that may also be integrated into the planning. It may also be possible to carry out the project together in partnership with another class.

**C Key questions for reflection in children's rights classes**

Experiencing children's rights	Getting to know children's rights	Implementing children's rights
Teacher		
In what way have the principles of children's rights been observed in the classroom and school community?	What do the children know now about children's rights?	Learning how to take action outside school: What have the pupils learned for their future lives?
Particularly in art classes, the pupils can understand that developing their individual means of expression is both possible and important. They find individual ways of representing the different children's rights articles through artistic means.	Pupils have broadened and deepened their knowledge and understanding about children's rights and have critically evaluated some of the key rights from the Universal Convention on the Rights of the Child.	The pupils are emotionally capable of grasping violations of children's rights and are able to judge them. They have developed this competence through their very personal approach to studying and presenting violations of children's rights.
Pupils		
How did I experience children's rights in class?	What have I learned about children's rights?	What kind of action am I able to take now?
This project has turned the classroom and the whole school building into a place that I have taken part in decorating and where I feel at home. I can express my individual personality and I am perceived as an individual.	Together with my fellow pupils, I have extensively studied children's rights. I have asked a lot of new questions, and I have realised that I need not worry if I have not yet understood all the articles on children's rights. I will continue with my studies.	I have become more aware of my artistic talents, and now I have become bolder in using and training them. They are part of my personality and sometimes they enable me to express more than I could by many words or texts. I could think of a similar children's rights arts project with my friends, sell some pictures and donate our proceeds to support projects for children.

## D Procedure

### *Lesson 1 (duration approx. 1 ½ lessons)*

The teacher introduces the class in detail to the new project. The important thing is that the children:

- possibly have another introduction to the subject of children's rights;
- understand the underlying principles and aims of the project;
- are able to estimate what the time schedule demands of them;
- have seen examples of artistic expression of children's (or human) rights.

In view of the last point, the teacher must not only show examples illustrating different human or children's rights. He or she must also demonstrate different styles, media and work processes used to support the children in finding their personal means of expression.

After the introduction, the teacher or the pupils form small groups (of around six children). (This will form the basis of the subsequent fixed groups.) Each group receives a copy of the children's rights declaration (see appendix). Task: Find three children's rights for which you would like to create a matching work of art (picture, painting, sculpture, object).

A reading and discussion phase follows. After this, a plenary discussion is held to finalise the groups who will work on the chosen children's rights (for example, on each main copy of the declaration, each group marks the rights they have chosen). Then the class compare and clarify overlaps, so that the most satisfying solution can be found for all groups.

The groups should clarify questions such as the following:

- first thoughts on the concept of the planned picture or object;
- chosen colours, material, tools;
- time schedule (note: the teacher must monitor and advise the children to ensure that their chosen project is realistic in terms of the time available);
- ideas for the planned exhibition (can also be discussed later during a plenary session).

The groups then discuss and exchange their ideas and concepts in class.

The task for the next lesson is for the groups to formulate ideas for the project, to look for inspir-

ation and information in newspapers, on the Internet and in the library, to make sketches or descriptions and to possibly begin with collecting material. Each group prepares a short presentation of their plans for next lesson, whereby the starting point is a chosen children's right, illustrated by examples.

### *Lesson 2 (first half)*

The pupils share and comment on the ideas that they have developed since the last lesson and show each other the sketches or notes they have made. It is important for the pupils to have understood the children's right underlying their concept and they should be able to give examples in class of how these rights could be respected or violated. As such, they should be ready to clearly and plausibly inform the class of their plans: which right they have chosen to illustrate creatively, the steps they need to take to do this and at which point(s) they will need the assistance or input of the class or their teacher.

Clarification of the definitive concept for the project that will be concluded with the exhibition to be held on or around 20 November (an option would also be to assign the planning and finalisation of the project as a homework task-to be discussed in the third lesson).

### *Lessons 2 (second half) to 4*

The pupils may use all the time in the last half of the second lesson and the following two lessons to carry out their project (depending on the type of project they have planned, homework time can also be allocated for this). Experience has shown that the pupils will be more motivated if working together rather than isolated from one another. The teacher should encourage them to modify, develop and optimise their ideas.

The teacher may support the class by bringing a collection of posters, illustrations from advertisements, diagrams, etc., cut out of newspapers and magazines, art books, websites etc. The pupils may also bring suitable documents from home. This collection of illustrations need not necessarily be related to the topic of children's rights, but is there to offer various different options for the children to express themselves.

Some tips for the exhibition:

- If an exhibition is foreseen in the school building, in the classroom or in a public building, then a particular format for displaying objects in the exhibition should be agreed upon (e.g. using the same print and format for the exhibition plaques).
- A competition could also be held before a jury panel. The jury could be put together out of pupils as well as local public figures for example a local artist or journalist.
- If the project (with or without premier) is mentioned in the local press, this can contribute greatly to the pupils' motivation.

## Unit 7 (Primary school, Class 7)

## Is what I want also what I need?

## A Lesson plan


	Key question/lesson topics	Main activity	Resources
Lesson 1	What are my wants, desires and wishes?	The pupils become aware of their wants by explaining them to each other.	Pictures to form pairs of pupils.
Lesson 2	What do people need? What would be nice to have?	The pupils learn to distinguish between wants and needs, and between basic needs and needs for self-fulfilment.	Old magazines, scissors, glue, paper, string, clothes pegs.
Lesson 3	What are wants? What are needs?	The groups or class decide upon ten important wants and needs.	Material supplied by the pupils.
Lesson 4	Do children's rights match our ideas of wants and needs?	The pupils compare their suggestions with various children's rights and create posters for a presentation on Universal Children's Day.	Copies of the children's rights convention for each group, flip chart paper.

## B Background and educational objectives

In order to understand what children's and human rights are about, pupils must reflect on themselves, their personal needs and desires. They must become aware of what they expect from life in their present situation.

Firstly, they should think freely about their wants and desires (no matter how crazy they may seem) and they should also be allowed to freely express them.

Secondly, they should clarify what the difference is, in their understanding, between mere wants or desires and real needs in life. This kind of choice will almost certainly guide them towards many of those rights in the Convention on the Rights of the Child.



At every stage it is important that the teacher stimulates and moderates the discussions, yet he or she should take care not to intervene too much. It is important that he or she does not moralise or try to convince the pupils of his or her own values. Rather: in a well-guided discussion, the pupils will often discover and resolve conflicting concepts and values themselves.

An ideal time to work through Unit 7 would be the beginning of November. In this way, the posters that will be created in the fourth lesson will be finished and ready to be exhibited on Universal Children's Day (20 November).

**C Key questions for reflection on Unit 7**

Experiencing children's rights	Getting to know children's rights	Implementing children's rights
Teacher		
In what way have the principles of children's rights been observed in the classroom and school community?	What do the children know now about children's rights?	Learning how to take action outside school: What have pupils learned for their future lives?
This unit gives pupils the opportunity to express their personal wishes and needs. They experience being listened to and taken seriously. They learn to differentiate between basic needs of survival and things we desire.	Pupils understand that children's rights deal with basic needs that are necessary for survival.	Pupils should become aware that they are confronted daily with key issues of life, and that society creates unequal conditions for its members in coping with these problems. They should learn to stand up for their wishes and desires, while maintaining a critical distance to them.
Pupils		
How did I experience children's rights in class?	What have I learned about children's rights?	What kind of action am I able to take now?
I can only express my wants if I trust my fellow pupils and the teacher. I have learned that it is worth the effort to open up and talk about them and to see others do so too.	I have learned that children's rights focus on our most important needs: participation, development, survival, and protection and that they have a lot to do with my everyday life.	I will try to pay more attention to the differences between wants and needs. I won't hide or deny my wishes and dreams, but I will try to make them come true without doing harm to other people's needs.

## D Procedure

### Lesson 1

**Introduction:** The teacher informs the class that in secondary school, children's rights will also be the theme of a sequence of lessons each year. The teacher asks the class what they remember from primary school and reviews the most important facts (see Unit 3, lesson 2 and Unit 4, lesson 1: the origin of children's rights, the most important children's rights, possibly their relation to human rights).

**Announcement:** This year, the theme will be "wants and needs". The teacher gives a short description of the theme, collects examples from the pupils of each category and the most important differences. How could this theme be connected to children's rights?

**Forming groups:** The teacher has cut pictures of beautiful cars, fashionable items of clothing or attractive holiday resorts into four pieces each and distributes these pieces at random among the pupils. The pupils must find their partners who also hold a part of the same picture: together they form a working group. If of three or five are needed to fit the total number of pupils, the teacher adjusts the number of pieces accordingly.

Each group elects a spokesperson and a manager. The spokesperson will speak for the group to other groups and to the teacher during the plenary session. He or she is responsible for transmitting the group's opinion, not his or her own. A group manager organises the working process, integrates all the members and watches the time.

The groups receive the task of discussing the following points and of writing down notes on them:

- Which are your biggest wishes or desires today? What would make you particularly happy?
- What are your biggest wishes, dreams or desires for the future (e.g. when you are 25)?
- Can you remember your wishes and dreams when you were 5, 7, 9 and 11 years old? What were your biggest wishes then? What would have made you particularly happy?
- What kind of wishes and dreams do adults (e.g. parents, acquaintances, others) have?

Each group puts together a list of wishes and dreams that are ordered according to the various ages at which they were important. The list is written down in a table (on A3 or A2 size paper). The

pupils can design the table themselves or the teacher can give them precise instructions as to the details and design, depending on the level of the class. The table should have a suitable heading that the pupils themselves should come up with.

The sheets of paper are hung up (as mini posters); a spokesperson from each group presents the results. The teacher could possibly give some input on aspects such as gender-specific wishes, realistic or utopic wishes etc.

**Homework task for the next lesson (a few days later):** Children collect cuttings on the theme of wishes and needs (from newspapers, catalogues, magazines etc.), clothes pegs (if there aren't ca. 60 clothes pegs available at school).

### Lesson 2

**Introduction:** Short recap of the previous lesson. The lesson was about our wishes now and when we were younger. Today we want to focus more on the differences between wishes on the one hand (that would be nice for our self-development if they came true), and (basic) needs on the other (which are essential for our survival). A few examples can be collected.

**Further work in groups.** The task is to discuss the following:

- What would we like to have? What would be nice to have? What would this allow us to do/be? (Wishes/desires)
- What do we really need and why? (Existential needs)

The pictures that have been brought to class as a homework task can be used to help produce spontaneous thoughts and ideas, especially to find ideas for wishes and desires.

After distributing an A3 sheet of paper to each group, the following tasks are given:

- a) Design a table with at least five (basic) needs (food, safety, care, friends, education, warmth etc.) and five wishes that would be nice for self-development (our own TV, travel to exotic places, a fancy car etc.);
- b) Cut out pictures to illustrate both categories and (possibly as a homework task) find further pictures. The pictures should be labelled on the back or beneath each one with either BN (basic need) or W (wish).



### Lesson 3

The groups receive the following task: place all your pictures illustrating wishes and (basic) needs in front of you. Democratically select five pictures that best illustrate basic needs. In the same way, decide on five pictures that best illustrate the wishes that your group would most like to have fulfilled. Make sure that you take into account each member's opinion! (To select the pictures, each group member can be given five little paper dots or tokens, to place on their preferred image. The ten pictures with the most tokens are chosen.)

Discussion and finding a consensus in groups. Next task: Take a piece of string (about 4m long) and ten clothes pegs. Hang the string up in an appropriate place and use the clothes pegs to hang your pictures up in this way:

- On the left: pictures of things that we need in order to live with dignity (basic needs).
- On the right: pictures of things that would make our life more pleasant or enjoyable (wishes).
- Some pictures could also be hung up in the middle between these two categories.

Presentations by the groups. In addition, a discussion could take place (moderated by the teacher) on various aspects (differences based on gender, or what counts as basic needs in rich countries and in poorer countries).

### Lesson 4

Each group receives five blank A3 sheets of paper as well as a copy of the children's rights (see appendix). The following tasks are then given:

- Take your ten pictures that you hung up last lesson. The focus will be on the five pictures that illustrate basic needs.
- Take turns to read the children's rights convention aloud to your group. For each right that is read out, consider whether it relates to one of the needs on your five chosen pictures (or to one of the wishes on the five other pictures),
- Take the five A3 sheets of paper: On the left or in the middle at the top of the sheet, stick one of the five pictures that represents a basic need. On the right or at the bottom, write the children's right that matches the picture. Some pictures may have more than one matching children's right!
- Design and decorate the five sheets of paper as beautifully as possible (as a "mini poster"). They should be exhibited in the school building on 20 November (Universal Children's Day).

Presentations of the five mini posters (per group) to the class. Concluding discussion on questions such as: How far did our thoughts on basic needs correlate to that which is said in the Convention on the Rights of the Child?

Clarification of the logistics of the poster exhibition to be held on the 20 November.

## Unit 8 (Primary school, Class 8)

## Children's rights - thoroughly researched

## A Lesson plan

	Key questions/lesson topics	Main activity	Resources
Lesson 1	Do we understand the articles on children's rights?	The pupils select articles from the Convention for further criteria-guided study during the following two lessons.	Copies of the children's rights convention (see appendix).
Lessons 2 and 3	Does everyone understand the criteria? How can the teacher give support without intervening too much?	The pupils work at their own pace in small groups. They analyse articles from the children's rights convention and design diagrams that appeal to the viewer.	Magazines, paper, glue, scissors.
Lesson 4	What have we learned? How demanding was our task? How have we made use of our liberty?	The pupils reflect on their work and learning and they discuss how to exhibit their products.	The finished posters.

## B Background and educational objectives

Human rights and children's rights will remain a mere vision on paper if they do not become meaningful for a person's real life. They need to be understood and related to concrete experience. That is to say, they need to be applied to everyday life and violations of these rights must be identified. If pupils are to understand the rights of the child, which is our focus here, they must become active and work with them. Listening or reading alone will not suffice. A critical understanding and application of children's rights is not only the aim of this unit, but of this entire handbook.

A remark should also be made here (and communicated to the pupils) about the term "children's rights", as this occasionally causes considerable irritation among adolescents. Quite rightly, they might not want to be called "children". Still, the rights of the child are also applicable to them, at least up to the age of 18.

Adolescents should realise that children's rights (regardless of the use of the word "children") provide them with an instrument that may help them to identify cases of injustice and to claim justice. By ratifying the Convention on the Rights of the Child, every state accepts the obligation to implement these rights by all possible means. This in turn implies high priority to the process of implementa-



tion and includes support for children and young people to make use of and enjoy their rights.

In the teaching project for the 8th class, we suggest that the pupils should deal with the children's rights convention in depth by researching cases of implementation and, conversely, violation of children's rights in the spheres of their everyday lives. As a possible and meaningful additional aim of the project, we would advise an exhibition of posters on various children's rights. Each poster is composed of different elements: a description of con-

tents, analysis, examples and illustrations of the children's right in question. This approach encourages an analytical as well as a creative approach to the theme.

From a pedagogical perspective, this exhibition provides an occasion and an incentive to deal with a specific article from the convention. Perhaps teachers from other classes could perform as a jury who select the most beautiful poster for which a small prize is awarded (e.g. tickets to the cinema, book vouchers).

The examples from local life or an international context should be taken from different print media that the pupils have brought to school. Reading newspapers and magazines will therefore be a core element of preparation. Without engaging in co-operative learning (working in small project groups), the pupils will not achieve their objectives. This is a further teaching aim of the project.

The project should cover approximately four lessons. Not every lesson is complete in itself: rather, all lessons belong together. Within the groups, the pupils should be given the opportunity to work out reasonable schedules for themselves.

With a view to holding the exhibition on Universal Children's Day (20 November), it is advisable to begin the project at the end of October/beginning of November.

**C Key questions for reflection on Unit 8**

Experiencing children's rights	Getting to know children's rights	Implementing children's rights
Teacher		
In what way have the principles of children's rights been observed in the classroom and school community?	What do the children now know about children's rights?	Learning how to take action outside school: What have the pupils learned for their future lives?
The pupils perceive the classroom and the school as a stimulating learning environment. Daily newspapers are turned into material for work. In this way, school becomes a place where the pupils can analyse their everyday lives.	The pupils learn how to analyse children's rights by using a systematic approach.	By learning how to present a product (here, a poster), pupils become capable of observing and presenting important issues outside school.
Pupils		
How did I experience children's rights in class?	What have I learned about children's rights?	What kind of action am I able to take now?
I have experienced how my fellow pupils and my teacher have both encouraged and challenged me. Both ways of interaction are ways of support for me.	I have become aware of how accurately the articles of the children's rights convention have been phrased and how many aspects are hidden in them. I have learned to analyse them and to think about them.	I am prepared to take part in public debates on issues I understand. I am willing to argue my opinion on children's and human rights, and I am also willing to listen to other people's opinions.

**Material**

- large sheets of paper (A2 for posters)
- paper in various colours
- felt pens
- scissors
- glue
- old magazines and newspapers
- pictures and photographs
- text of the Convention on the Rights of the Child (see appendix), one copy per pupil
- task description, one copy per group (see lesson 2)

## D Procedure

### Lesson 1

The teacher presents the complete plan of the following four lessons to the pupils. The class should have understood that they are to deal with the topic of children's rights, to conduct research and finally to create posters that show the children's rights, in order (perhaps) to enter a competition. It could be wise to begin with reactivating pupils' prior knowledge on children's rights.

The teacher hands out copies of the 1989 Convention on the Rights of the Child (see appendix). Of the 54 articles, the first 41 - perhaps 42 at the very most - are the most meaningful for the pupils.

Task: Read through the whole text (perhaps to be completed as a homework task). Choose three articles, that you find particularly meaningful.

On a list that has been prepared by the teacher with the numbers of the various articles, the pupils mark the articles they find particularly important. The results are counted, and a list is made and ordered according to the most frequently chosen articles.

A class discussion is held (moderated by the teacher). As a stimulus:

- How did these priorities emerge, what were the motives behind choosing them?
- How does this choice of priorities reflect the

real situation of children and adolescents here?

- Can you identify a pattern or underlying principle?
- Which elements have been left out?

### Lessons 2 and 3

The pupils should work in groups of three. The teacher could form these groups by:

- a) selecting randomly (e.g. by counting 1 - 2 - 3);
- b) allowing the pupils to choose, though class dynamics and inclusion need to be taken account of;
- c) using transparent criteria decided upon by the teacher.

The pupils give their group a name and distribute three tasks. Each group needs a time manager, a manager for the materials and a coordinator. They write down what each member is responsible for at the top of an A2 sheet of paper and these planning sheets are then hung up in class. Later, the groups will use them to document the steps they have taken to complete their work. Meanwhile, the teacher has taken the 10 most frequently chosen articles from the board and laid them out on a table, face down. The group coordinators will now select an article from the children's rights convention at random. They are then provided with the task description (see below):

### Task

Each group prepares a poster on a children's right. The poster will consist of the following:

- the title of the children's right,
- the text of the article from the Convention on the Rights of the Child,
- a picture that symbolises the right,
- a text (article, story, report) found and taken from a newspaper, magazine or the Internet, that refers to this right. The text should be an example of an incident, in which the particular right has been violated or defended. Your teacher can help you and give you tips on how to search!

After having finished the poster - and if there is enough time left - the group will choose another article from the remaining ones and produce a second poster in the same way.

The groups study their task and decide on who is responsible for what (according to the functions mentioned above).

For now (lesson 2) they set up a list of materials required and note down any questions that may have arisen, decide on their plan of action and set up a time schedule. Important points: What needs to be done? What must be collected? Are there things that group members can bring along from home? Where will the material be stored?

It is important that the teacher checks each group towards the end of the lesson, to see whether the work and the tasks are divided optimally amongst the group members. A short dialogue about the following questions could be useful: Where are we up to in our work? Where do we need help? Are we ok with the distribution of tasks within the group? Is everyone clear on what they have to research and/or collect at home?

Then (as a homework task between lessons 2 and 3, as well as during lesson 3), the children look at their research (images and text), and find the things that present the main challenges and may warrant the teacher's support. In lesson 3, the pupils bring all their research and the things they have collected to school. Another important point in lesson 3 is the design and creation of the poster, which should be made to look appealing. The teacher can also be called upon for advice for this task.

Clarification of the logistics of the exhibition: Where should it be held, and when (perhaps in a public building)? Who will take part (only our class, or do we suggest the project to a partner class)? Who will open the ceremony? Who will be invited to the opening ceremony? Should there be an award ceremony for the best poster? Who will be the members of the jury panel?

#### *Lesson 4*

Presentation of the finished posters in class, followed by a discussion.

Clarification of questions in connection to the exhibition (if planned).

Review of the work done on this project (distribution of tasks, problems with research and collecting information, what was helpful/useful advice, good/bad experiences, group dynamics etc.).

Concluding review on the theme of children's rights: What have we achieved in order to perhaps improve the situation? What else could be done? Which concrete steps could be taken? When is the involvement of authorities needed? Etc.

**Unit 9 (Primary school, Class 9)****Why must we obey rules?****A Lesson plan**

	Key questions/lesson topics	Main activity	Resources
Preparation	The pupils collect information on a case in which a school rule has been broken and then enforced.	Individual work: collection of information.	Standardised fact sheet.
Lesson 1	A pupil in trouble (case study)	Group work: analysing a case.	Worksheet for a case study.
Lesson 2	Why does a school have rules?	Group work: reviewing the school rules through a children's rights lens. Homework: which rules govern our daily lives?	Flipchart and worksheet: "Why does a school have rules?", copies of the school rules, worksheet: "Which rules should we obey during the day?".
Lesson 3	Where do we need rules in life?	Group work: Who "invents" and who enforces informal rules?	
Lesson 4	Who should set up laws? (Rules for setting up laws)	Group work: Which rules ensure that laws are fair?	
Extension	Follow-up discussion with the school principal or pedagogical adviser.		

## B Background and educational objectives

An important principle running through all our units on children's rights is "learning from experience - learning by example". This also applies to school rules and laws generally. School is life, and can be seen as a small image of society. School rules function in a similar way as laws do in the political community, which is to serve the community and to protect human rights.

Examined more closely, parallels - but also differences - between the rules at school and the laws of the political community become apparent:

Parallels:

- No community can survive without an agreement among its members to obey laws.
- Laws protect the weak. Laws are instruments to implement human and children's rights.
- Laws need to be enforced, but this should be the exception. They will only work if they are generally understood and accepted. Therefore laws need to be fair.

Differences between school and the political community:

- Making and enforcing laws is an exercise of power. Power must be subject to control. Laws therefore need to adhere to the principles of human rights, and the power to make laws and to enforce them needs to be divided and controlled in a democratic community. In the case of the political community, there are exact rules as to which body is entitled to make a law.

- Within the school community, the responsibility for defining school rules and enforcing them rests with the school principal and the staff. However (as with laws in the community), school rules should be open for discussion in the light of children's rights, and pupils need to understand and appreciate the need for school rules.

Pedagogical approach: The lessons follow a pattern of expanding concentric circles. Lesson 1 looks at a specific incident of a rule at school being enforced after it has been violated. Lesson 2 deals with the question of which purpose school rules serve, and offers the answer that school serves certain rights of the child, and school rules are important tools for a school to function well. Lesson 3 moves beyond the horizon of school experience and looks at rules in other spheres of life. Lesson 4 finally draws a line from rules to laws, and asks who should have the power to impose laws that we all are expected to obey.





**C Key questions for reflection on Unit 9**

Experiencing children's rights	Getting to know children's rights	Implementing children's rights
Teacher		
In what way have the principles of children's rights been observed in the classroom and school community?	What do the children know now about children's rights?	Learning how to take action outside school: What have the pupils learned for their future lives?
The pupils learn how to face the experience of an unequal distribution of power. They make use of their rights, but find out that there are limits to what they can achieve.	Children's rights are part of state law and as such binding for everyone. In spite of this, they have not been fully implemented anywhere in the world.	For the pupils, this experience is important, as it will help them as adult citizens in civil society to cope with difficulties in negotiations or political defeats.
Pupils		
How did I experience children's rights in class?	What have I learned about children's rights?	What kind of action am I able to take now?
I have learned to go through the difficult process of negotiating rights and duties. I have learned how to cope with frustration and defeat.	I know that rights and duties are both essential for living together. I also know that children's rights are a part of this framework.	I can discuss rights and duties, making use of my knowledge. I can negotiate and discuss with representatives of authorities, and I can both argue and listen to them.

**D Procedure**

*Preparation for lesson 1*

About a week before the first lesson, the teacher gives the pupils the following task: Collect information on a recent case in which school rules have been broken and a pupil has been reprimanded or punished (if possible, it should be based on a case from our school or community, but other examples are allowed). Make notes using this brief set of standardised questions:

*Lesson 1: A pupil in trouble (case study)*

Introduction (the pupils sit at tables arranged for group work): Some pupils report on their research on the case in question. The class should decide on a case, that they would like to study in more depth (if possible, a case from the immediate social environment, so that pupils understand the context already and do not have to learn about this).

**Breaking school rules: key questions**

1. What has happened?
2. Who is involved?
3. Which punishment - if any - has been given?

Discussion: Now the class should try to identify the problem underlying the case in question. This makes it necessary to recur to a school rule and interpret it. The teacher invites the pupils to come forward with their comments (possibly after having made notes first). Depending on the case, their views may diverge, or they may agree (for example, "It was quite right to do something", or, "I think this punishment is rather unfair/too tough"). Finally, the teacher asks a pupil to sum up the comments that have been made.

Summary by the teacher: If we scratch away at the surface of such a case, quite often, some pretty complex issues present themselves. These have to be examined in more detail in order to understand the case in all its aspects.

The teacher hands out the following worksheet, which is to be used as a basis of discussing and working on the chosen case (in groups of approx. four pupils).

<b>Case study: a pupil in trouble at our school</b>	
1. What has happened?	
2. Who has discovered or reported the case?	
3. Who is involved?	
4. What is the problem? (Why was it necessary to protect work and life at school?)	
5. Which school rule(s) apply in this case?	
6. Which punishment, if any, has been given?	
7. What effect does the punishment have on the culprit and on the other students?	
8. ...	

Of course, the worksheet may be modified or extended in the plenary if necessary.

The groups choose a spokesperson and possibly further roles (time keeper etc.). Then the group members discuss the case and note all their ideas down on the hand-outs provided. In particular, they discuss questions 4 and 7, because they address the core issue surrounding the problem.

For the remaining time: Each group decides on the form and contents of their answers to questions 4 and 7 for their chosen spokesperson to present to the class during the next lesson.

*Lesson 2: Why does a school have rules? (duration: approx. 1 ½ lessons)*

Presentations, then discussion on last lesson's task: A spokesperson from each group presents the answers to questions 4 and 7. After this, a discussion is held.

Stimulus:

- What do the groups agree on? Where do the opinions differ?
- What did I like? What do I agree with? What didn't bother me? What did I find unacceptable? Why?

In general, the pupils' findings (supported by the teacher) should be: We all enjoy basic human and civil rights that must also be respected in school. To enable school to uphold these rights, certain conditions need to be observed. The teacher or a pupil might sum up this idea as follows: A school is a place where many people, both young and

old, meet and work together. This needs to be organised, which requires rules, including the one that lessons should begin and end on time with everyone, including the teacher, present in the classroom. In addition to this, school is directly responsible for some of the most important children’s rights: first and foremost, the right to education.

Input and discussion focussing on the right to education: Where has this right been laid down?

Discussion that can be supported by the teacher giving a brief lecture on the rights of the child and their relevance for school life. The following worksheet can be used, which can also be enlarged e.g. on a flipchart or on the projector:

<b>Why does a school have rules?</b>	
Rights of children and adolescents (1989 Convention)	Which rules at our school protect these rights?
Article 13: Freedom of expression	
Article 14: Freedom of thought, conscience and religion	
Article 24: Protection of health	
Article 28: Right to education, including access to higher education and measures to ensure regular attendance at school	
Article 31: Right of the child to rest and leisure	
Article 33: Protection from narcotic drugs	
Article 37: Protection against cruel treatment	

Input and discussion on the theme “Observing school rules from the perspective of children’s rights: Why does a school have rules?”

The teacher writes this theme on the board: “Why does a school have rules?” He or she distributes a copy of the school or class rules, a felt tip pen and a piece of flip chart paper. The teacher then explains the task:

- Form groups of four. At first, each person will work on his or her own. Read the school rules. Try, wherever possible, to make connections between the school rules and children’s rights.
- Then work as a team. Exchange your ideas and try to decide on which school rule correlates to which children’s right. Write your results down.

- Take the worksheet “Why does a school have rules?” and link the articles of the children’s rights convention to the correlating rules of your school or class.
- Elect two spokespeople to present your results to the class.

The pupils present their results in class. The teacher insists on sound reasoning, both in the presentation and in any discussion that may arise.

In the last five minutes of the lesson, the teacher draws the attention of the class to the topic of the lesson, the question on the board: Why does a school have rules? (The pupils may be expected to sum up the result of the lesson with an answer such as: “School serves the right of every child

and adolescent to be educated,” or: “School rules are there to ensure that school runs smoothly and effectively to perform its purpose,” etc.)

Task 1, possibly as the conclusion of this lesson: Write a summary of what you have learned in a few sentences a) on the theme “(A school) without

rules...” and b) on the question “Why does school have rules?”.

Task 2 (Homework, to be copied as a worksheet separately or on the back of the previous worksheet):

### **A whole day of rules**

Choose a weekday. On this day, write a diary and note down all the rules you had to follow (even all unwritten rules).

Look at all the rules that tell you how you have to behave or what you have to do, e.g.:

- when you are at home with your family;
- when you meet up with friends;
- when you buy something in a shop;
- when you walk through town;
- etc.

Think about which rules have been written down as formal rules, and which rules exist as unwritten, informal ones. For example, school rules are formal. Rules that tell us how to behave at table or when we are together with our family or friends are informal.

Lesson plans Unit 9

Time	Rule	formal/informal
...		
07.00		
08.00		
09.00		
10.00		
11.00		
12.00		
13.00		
14.00		
15.00		
16.00		
17.00		
18.00		
19.00		
20.00		
21.00		
22.00		
...		

### Lesson 3: Who makes rules in life?

The teacher asks pupils, as experts, to read examples from their homework (see above), including examples of both formal and informal rules.

The teacher then selects two examples and writes them on the board by filling in a table that has already been prepared, e.g.:

Type of rule	Contents	Set up by ...	Enforced by ...
Formal rule (e.g. a law):	You must not cross the road when the traffic light is red.		
Informal rule	You must not belch at the table.		

The teacher invites the pupils to voice their thoughts on the two empty columns as well as on the sanctions they think would be needed in the case of a rule being broken. (The traffic rule - in fact a law - will prove quite straightforward: it is set by the Ministry of Traffic (draft) and parliament (legislation), enforced by the police and, if necessary, the law courts (e.g. with fines). More difficult (but perhaps more interesting for the sake of discussion) are the unwritten rules e.g. not to belch at the table; the sanctions here are specific to family and culture. The teacher should give the pupils the opportunity to act as experts by asking many pupils to participate in the plenary discussion. The information is then added to the table.

The pupils form groups of four or five. Task: Share your examples of informal rules on your worksheets and find out how these rules are enforced and how breaking these rules is sanctioned. In addition: Are there rules that are specific to gender, norms or even laws?

The results are gathered together in the plenary session. Possible points to focus on during the discussion:

- Type and ranking of unwritten rules within the peer group (with examples)
- Who defines or modifies unwritten rules and sanctions in the case of a law being broken?
- Gender specific unwritten rules
- Which possibilities do we have to define or modify rules? When and where can we have a say?

### Lesson 4: Who should be allowed to set up laws? (Rules for setting up laws)

The lesson is opened with a review of the last lesson's findings, where the pupils had looked at informal rules and laws. In this lesson, they now take a closer look at how laws should be made.

Stimulus: The teacher gives the following "example" of a law (written or projected on the board):

**§1 All men born in April need not pay taxes.**

Discussion: The pupils may comment freely, prompted if necessary by a few open questions. Their ideas might focus on points such as these:

- This law is unjust, as it is a violation of the principle of non-discrimination.
- It discriminates against various groups (all women, not only women born in April).
- It serves the interests of a small group of people, namely men born in April.
- Laws must serve the good of all. Therefore such laws must be prevented.
- Unjust laws will cause conflict in a community and may even destroy it.

Pupils form groups of four or five. Task: The pupils should discuss which rules and principles are necessary to offer protection against unfair legislation. Agree on no more than three key elements for a subsequent presentation.

Presentation, discussion, comparison in the plenary session.

Who actually makes the laws in our country? Gathering of pupils' prior knowledge; summarising input/short presentation by the teacher. Main issues: The constitution encompasses human rights, including the principles of equality and personal liberty. It also contains a section that defines who may set up laws; in most states this is a body of representatives who pass laws by majority vote. These representatives must stand for election and

are therefore subject to control by the citizens. Some laws are set up by direct vote at the ballot box.

Possibly a concluding discussion with a review of what has been learned in this unit and a look at the future prospects of living as a young adult in a society shaped by norms and laws.







## Part 2: Background information

### 1. Frequently asked questions about the children's rights convention

#### What is it about?

The United Nations Convention on the Rights of the Child is an international treaty on human rights that regulates the rights of young people. It was adopted in 1989 by the General Assembly of the United Nations. The Convention consists of 41 articles on the rights of young people, one article on public awareness and education, and twelve articles on how the Convention is monitored, ratified and put into force. The Convention on the rights of the Child was adopted by more countries than any other international human rights treaty. By December 2008, 193 countries had signed and ratified the Convention.

#### What is a child according to the Convention on the Rights of the Child?

By “child”, the UN means all young people under the age of 18 years, unless the age of majority (i.e. the age at which a person is legally recognized as an adult) is attained prior to this. This is noted in the first article of the Convention.

#### How does the Convention work?

The Convention is not a national law. However, the principles of the Convention must be reflected in the national legislation, in the political activity and programs of the various states. Governments must also submit regular reports to the United Nations about their progress in implementing the Convention. This system of reporting puts governments under pressure to really respect the rights of young people.

#### Does the UN Convention on the Rights of the Child really make a difference to our lives?

With the ratification of the Convention on the Rights of the Child, governments obligate themselves to respect the rights of people under 18 years of age, to allow them to participate in decisions that affect them, to secure their survival and to protect them from harm. Article 4 states that governments must advocate our economic, social and cultural rights “to the maximum extent of their available resources”. Only if and when we know and understand what is written in the Convention can we work towards upholding it to guarantee that these rights determine how young people are treated.

### 2. Children's rights - part of the human rights process

The Convention on the Rights of the Child is historically the instrument of human rights which has found the greatest acceptance worldwide. It has been ratified by all countries (apart from two), thereby bringing children and their rights closer to the centre of the endeavour to establish a universal implementation of human rights. With the ratification of this instrument, national governments have committed themselves to protecting and ensuring children's rights. At the same time, they have declared themselves willing to hold themselves accountable for this responsibility *vis-à-vis* the international community.

The Convention on the Rights of the Child is based on various different cultural traditions and legal systems. It is a universally recognised collection of non-negotiable obligations and standards. It de-

termines - without any form of discrimination - the fundamental human rights for all children the world over.

- the right to survival
- the right to the development of one's full potential
- the right to protection from abuse, exploitation and harmful substances
- the right to participate fully in family, cultural or social life

Every right spelled out in the Convention is inherent to the human dignity and harmonious development of every child. The Convention protects children's rights by setting standards in health care, education and legal, civil and social services. These standards are benchmarks against which



progress can be assessed. States that are party to the Convention are obliged to develop and undertake all actions and policies in the light of the best interests of the child.

The Convention on the Rights of the Child is the first legally binding international instrument to incorporate the full range of human rights - civil and political rights as well as economic, social and cultural rights. Two optional protocols (on the involvement of children in armed conflict and on the sale of children, child prostitution and child pornography) were adopted to strengthen the provisions of the Convention in these areas. They entered into force on 12 February and 18 January 2002 respectively.

The development of modern societies points to another question: The right to liberty supports a development of pluralist societies encouraging a high degree of secularisation and individualised lifestyles. How can these societies maintain a minimum consensus of basic values that are binding for all citizens?

Human rights and children's rights have contributed immensely to making the world a safer and more humane place to live in, and also to modernising the political, economic and cultural systems around the world. However, they must never be taken for granted, and each generation must contribute to their development, negotiate them anew and also fight for them to fulfil the pledge of human rights and children's rights in future.

Human rights, on which children's rights are based, have a long tradition. Forerunners and parallels can be found in great world religions and schools of philosophical thought. Modern human rights were first declared in the Age of Enlightenment, and were a source of inspiration for the American and French revolutions. Today, they form the basic constitutional principles in written and unwritten constitutions of modern democracies. Throughout their history, human rights have been of particular importance to protect the weak against the strong. This is why children's rights are so crucial: minors are among the groups whose legal status *vis-à-vis* the executive powers is weakest.

The human rights process, both revolutionary and evolutionary, has produced successive generations of human rights: the classic rights of liberty, social rights focusing on the value of equality, and - still under discussion - ecological and societal rights addressing issues of development and mutual dependence in an increasingly globalised

world, and, as a further implementation - children's rights.

The process of developing and expanding human rights and children's rights is still - and perhaps always will be - under way: the universal claim of human rights and children's rights have been questioned on numerous occasions, human rights and children's rights are withheld by dictatorships and autocratic regimes around the world, and the dynamic development of modern society and technology poses new questions and challenges. For example, how can the privacy of communication be protected in the era of the Internet?

Human rights have acquired increasing importance as a framework for secular ethics, as codified by the UN Charter and the Council of Europe Convention on Human Rights. They represent the only set of values that stand a chance of being universally accepted by the world community.

Time and again, there are states that misuse their rights of sovereignty under the pretext of protection while violating basic human rights and children's rights of its citizens. It is an open question how human rights and children's rights are to be enforced and protected in a world of sovereign states including democracies and dictatorships. In order to protect peace not only *between* - but also *within* - states, it would seem that further adaptation and development of the UN Charter is indispensable.





Human rights - and the children's rights connected to them - are universal. This is the pledge by which they either stand or fall. They are indivisible, cannot be negotiated, nor reduced to the status of mere political folklore of the Western world.

Human rights are natural rights - they are inalienable. Thus no state authority has the power to grant or withhold human rights, but is instead to recognise and protect them. Human rights imply that the state serves the individual, and not the other way around. They apply to every human, regardless of age, sex, ethnic background, nationality and so forth.

However, human rights also carry responsibilities. For example, an individual's rights of liberty need to be balanced with those of his or her fellow humans: my personal freedom cannot be extended at the expense of others. For example, freedom of expression does not include the right to insult other people. In some countries, the freedom to own property, concerning the ownership of factories or other means of production, is limited by law to control management decisions concerning the job security of employees. It is difficult to find the right balance between ensuring and restricting human rights. Time and again, these questions lead to discussions that have to be settled in political decision making processes and/or in laws that need to be implemented. This also explains why different strains of human rights, as it were, have emerged in democracies around the world.





### 3. How children's rights were created

<b>1945</b>	<p>After the Second World War, many nations in the world formed a union - they founded the UN, that is, the United Nations.</p> <p>Together they wanted to support peace and liberty in the world.</p>
<b>10. December 1948</b>	<p>On this day, the United Nations adopted the Universal Declaration of Human Rights.</p> <p>These basic rights of all human beings in the world were also understood to apply to children.</p> <p>But soon it was suggested that children were something special and therefore they were in need of special protection.</p>
<b>1950</b>	<p>A first draft of children's rights was set up. For several years, the representatives of the member states discussed it in the United Nations.</p>
<b>20. November 1959</b>	<p>On this day, the United Nations adopted the Declaration of the Rights of the Child.</p> <p>Such a declaration is not binding for all states, but it has the advantage of addressing all states as a recommendation for their future policies.</p>
<b>1979</b>	<p>In the whole world, this year was celebrated as the Year of the Child. The rights of children were thought about and discussed everywhere. For the benefit of children, more and more people wished these rights to be worked out in more detail, and, more importantly, to be made more legally binding.</p>
<b>20. November 1989</b>	<p>On this day, the General Assembly of the United Nations unanimously adopted the Convention of the Rights of the Child.</p> <p>Since then, governments of almost all nations in the world have signed this Convention on children's rights.</p> <p>In doing so, they have promised to spread information on the rights of children in their countries, to apply them and to give special attention to the protection of children.</p> <p>However, in many places around the world, children still suffer serious injustice.</p> <p>Each of us is responsible and must take action if all children in the world are to enjoy their rights.</p>



#### 4. Children's rights: experiencing, getting to know and implementing them

Children should not only know what rights they have, but they should also learn how to appreciate and to use them. To achieve this, school must offer a framework that allows pupils to make a wide range of learning experiences in children's rights education. In relation to the three main categories of Education for Democratic Citizenship (EDC), these may be summed up as follows:

**Experiencing children's rights (learning through):** The pupils experience children's rights as principles that govern the classroom and school community, and so have a direct impact on them. This category has to do with the development of attitudes, values and skills.

**Getting to know children's rights (learning about):** The pupils know and understand what rights they have. Critical for this process, in which knowledge and understanding is at the centre, is the targeted and reflectively planned induction by the teacher.

**Implementing children's rights (learning for):** The children are encouraged to respect and make use of their rights in class and in school. In this way, they are trained for their future role as informed and active citizens in a democratic community (this has to do with participation, both in school and later on in adult life).

Learning in the spirit of children's and human rights ("through") and learning how to participate in a democratic community ("for") is a commitment for the whole school community. All teachers and head teachers must play their part, as must the pupils and their parents. These three dimensions of learning in EDC support and complement each other. Opportunities to initiate and implement the appropriate learning processes are described and demonstrated in this manual. In particular, the aspect "experiencing children's rights" implies a careful selection of teaching and learning methods that allow pupils to experience school as a micro-community governed by principles of human and children's rights. To achieve this, it is vital that children experience the feeling of being respected as persons, and that their opinions are heard in discussions or decision making. Experiences made by children and young people should be respected and need to be reflected upon, as it is exactly this point that links their real life experience to their knowledge and understanding of human and children's rights. For pupils to experience, get to know and implement children's and human rights - indeed to take part in a democratic community - in the exemplary framework of a school is, without a doubt, a challenging task for the whole school community. Not only teachers and school management, but also children and their parents must play a part in order to successfully achieve this. A vital component in this process is the principle of participation. In this way, many forms of participation already practiced in classrooms and school communities become part of children's rights education.





## Various Forms of Participation

**Participation can take on many forms. Participation can start in the classroom or school community and extend to wider society beyond school:**

1. To inform oneself about current questions and leadership
2. To write about current questions and leadership
3. To discuss current questions
4. To support particular causes within a community
5. To found an advocacy group (or political party) or to join a grassroots organisation
6. To take part in meetings of an advocacy group
7. To lead a Non-Governmental Organisation
8. To vote in elections
9. To support the candidates in election campaigns
10. To put oneself forward as an electoral candidate and after election to take up office
11. To pay taxes
12. To engage in lobbying
13. To perform military service
14. To use legal avenues e.g. contacting government officials, taking a case to court etc.

## 5. Pedagogical approach: learning by example

This manual adopts the classic inductive approach of teaching and learning through concrete examples. By studying or experiencing one or several examples, pupils may grasp a general, abstract principle or insight. This manual demonstrates the three steps that teachers need to take when teaching by example:

1. The careful selection of one or more appropriate examples; deciding on the best medium and method to introduce the example(s).
2. The creation of carefully moderated phases of discussion and reflection during which the pupils - using a given example - develop their general knowledge of a topic and its key concepts. In phases of discussion and reflection, the pupils develop their general understanding and come to grasp the key concepts that the example has demonstrated.
3. The creation of appropriate opportunities to use newly acquired knowledge and categories by applying them to new contexts (knowledge transfer).

To support the teacher in carrying out step 2, a matrix is used in all the units. This matrix addresses the three dimensions pertaining to democratic citizenship and children's rights education that are important to the unit described. Key questions are suggested to guide the pupil's reflection in class. This effort of reflection on the part of the pupils is important, as learning objectives should not stay at the back of the teachers' or pupils' minds, but need to be expressed by the pupils in their words, as something they have understood, experienced, trained in, or wish to do in future. By sharing their insights in class, pupils will benefit from one another, as will the class community as a whole.

Processes of learning will become most powerful and effective if the pupils know why and for what they are learning certain pieces of information, concepts and categories, skills, or modes and principles of behaviour in democratic communities. Phases of reflection and discussion should therefore not only draw general conclusions from concrete examples, but also address the whole process of learning. In terms of constructive learning, the pupils will become aware of their own personal approach to learning in general, and they will find out what type of learner they are, and what specific





strengths and learning needs they have. Teaching in the spirit of human rights (“through”) encourages teachers to give learners the space and time to learn according to their needs. We may then become aware of our profiles as learners as part of our identities.

Viewed from the perspective of democratic leadership, the teacher should not keep the learning objectives at the back of his or her mind but share them with the pupils, which in itself turns lesson planning into an exercise in democratic decision making.

Finally, this form of meta-learning in children’s rights classes gives a model of how to teach pupils

to organise their own processes of learning. In modern societies, processes of change - for example, technology, economy, globalisation or the environment - are becoming more dynamic and complex. This poses new challenges for future generations: in order to succeed in their jobs and to participate in decision making, they will engage in a lifelong process of learning, having to tackle problems no one in school can anticipate today. Our pupils therefore need to become experts in co-operative learning, project work, process assessment and problem solving. In this manual, we have suggested some small steps for children at the beginning of their lives as learners.

## 6. Task-based learning: accompanying learning

The units are conceived as small projects in which the pupils are confronted with problems that are typical in project work - relating to the subject matter, organisation of work, communication, time keeping, etc. By finding ways of how to identify and solve these problems, the pupils develop a wide range of competences (task-based learning).

In Unit 1, the children are given the task of creating a flower which carries their name and a photograph of themselves. It is left up to them, for example, how they will design their flower, where they will obtain the materials, how they will find a photo, how they will plan their time. This way, the children will learn a lot “on the job”, but the teacher needs to think carefully about the framing of the task, deciding questions like the following. How much time will the children have? Which materials must I provide? Should I supply some parts for the flowers ready-made? (See variations for the project laid out in Unit 1.)

This example shows that at a very early age, the children are encouraged to take responsibility for their work in class, in effect sharing responsibility with the teacher. This kind of learning experience is important if the pupils are to plan their work more independently at a more advanced stage.

In children’s rights education, as a branch of EDC, the teacher will act within a wider spectrum of roles and activities. Teaching “about” children’s rights corresponds to the classic function of instruction and information - by means of a lecture, a reading task, a video clip, etc. Teaching “through” and “for” children’s rights, on the other hand, requires the

teacher to reflect his or her behaviour and his or her personality as a role model. Children will perceive an adult’s message as credible if his or her behaviour supports it, for example, by the tone of voice and level of understanding, tolerance, fairness or encouragement. As all units in this book show, the methods of teaching and learning correspond closely with the subject matter. The approach of task-based learning requires careful planning and preparation by the teacher, who may then seem more inactive in class. However, while the pupils are working, the teacher should watch them closely, as he or she will identify and respond effectively to their competences and learning needs in terms of knowledge and understanding, skills training, and values.





## 7. Teaching children's rights: key questions to guide the choice of teaching methods

In this handbook, we have described a number of small projects for children's rights education in such a way as to promote an underlying approach of task-based learning, focussing on problem solving, interactive and pupil-centred learning, and school as a model of society that orientates itself towards the principles of human and children's rights. The teacher may transfer this approach to

other tasks and topics. The teaching methods of this approach constitute an important part of the message. The competence to choose methods that support content and learning should be apparent throughout this book. The following key questions may serve as a guideline when planning further projects of this kind:







Key questions	References to the modules of this book
Are the topics and methods appropriate for the pupils' level of knowledge, attitudes and expectations?	The teacher must decide this himself or herself, and decide which type of guidance the pupils need.
The structure of pupils (for example, gender, ethnic background, learning needs) defines the learning conditions in class. Has the teacher considered these specific conditions in his or her choice of methods?	Only the teacher can answer this question. Maybe the specific learning conditions or the make-up of a particular class require a teaching unit to be modified in order to deal with certain questions or meet specific needs.
Do the chosen methods arouse and maintain the pupils' interest and willingness to learn?	The approach of task-based learning in these modules ensures active pupil participation in lessons.
Do the chosen methods give pupils the opportunity to personally take initiative and allow them to organise and steer their own learning?	All teaching modules have been designed as projects. Pupils are responsible for their own work, including time management. The risk of failure corresponds to risks found in real-life situations - and if reflected upon with empathy, offers an important learning opportunity.
Do the methods allow the pupils to reflect on their personal experience and actions?	All modules include a debriefing phase, and in some of these, the pupils are asked to reflect on their learning experience.
Do the methods encourage the pupils to view problems and questions from different perspectives?	E.g. In Unit 1 - I have a name: children become aware of how they perceive each other and realise that each individual is a unique personality. E.g. In Unit 8: a chosen children's right is analysed from different points of view.
Do the methods support critical thinking and discussion in class?	All modules include discussion and critical thinking.
Do the methods allow for learning by "mind, heart, and hand"?	Creating a work of art, creating a treasure box, acting as a witch or wizard.
Do the methods allow the pupils to experience their competencies?	Learning in different settings (individual work, co-operative learning, class discussions). Projects lead to visible results. Reflection on their own learning helps pupils to become aware of how they have progressed and the goals they have achieved.
Do the methods allow for different types of learners to learn in different ways (constructivist learning)?	Individual learning settings and a wide range of activities allow different types of learners to work and develop according to their needs.
Do the methods train the pupils to develop basic skills (E.g. collecting information, giving a presentation, planning a project, working in a team)?	Project work is an ideal way of developing basic skills, including collecting information, giving a presentation, planning a project, working in a team.



## 8. "But that means that I have the right to have a break, doesn't it?" Children's rights in the classroom

The teacher, Sadina Siercic has prepared the classroom carefully. The children are seated in groups. Their desks serve as group tables and on each, large envelopes have been placed. At one table, there are the rabbits, at another the bears, and the tigers are seated around the third. Full of excitement, a rabbit opens the envelope on his table. The teacher asks the 8-year-old to read the lines aloud to the class.

The rabbit reads, "Children have the right to the highest level of health and medical care attainable", and sits down again. "There is a number too," the teacher calls. "We're not doing arithmetic, but the number is important!" Obediently, the rabbit stands on his hind legs again and reads, "Article 24". The teacher is pleased. The rabbit may come to the board in front of the class. Article 24 is shown on a piece of coloured paper shaped like a balloon. The boy can then fix this balloon to the board.

On the board there is space for many balloons. Together, the balloons will carry a basket with the words "Children's Rights" written on it. The teacher is as happy as the little rabbit: "This is one of the rights that you have," she calls to the children. She continues, "In all your envelopes there are many more rights. Each right is a balloon." The children have understood. Now many hands are up in the air. They are all eager to open an envelope, read and come forward, fix the balloons to the board to let the basket fly and to be praised.

This goes on for the next forty-five minutes. Now it is a bear's turn. A young lady-bear's turn, to be precise. She has drawn Article 30. She reads, "Children belonging to a minority have the right to enjoy their own culture, to practise their own religion and to use their own language." From the next table a tiger adds, "Children have the right to rest and leisure, to engage in play and to take part in cultural life and the arts - Article 31."

The third-grade pupils are in a cheerful, enthusiastic and active mood. There is a lot of movement and whispering, and everyone wants to be listened to.

Is this good teaching? Is this a good lesson on children's rights? How relevant is this lesson for the pupils present? How are their competences being developed? Perhaps I should mention that I observed this lesson in Goražade in autumn 1998.

Goražade is an Eastern Bosnian town that was cut off from the outside world, isolated and almost forgotten during the war. It nearly suffered the same fate of ethnic cleansing as Srebrenica. In view of this background, and given that the observed lesson took place only a few years after the Dayton peace agreement, to see topics like freedom of religious belief and protection of minorities addressed in this school in Goražade was an exciting experience and no easy task for pupils and teachers.

Let us look at one more detail from this lesson. Shortly before the bell rings, the teacher asks her third grade pupils what they had learned. A witty rabbit girl raises her hand and remarks, "Now I know that there is this Article 31 which says that I have the right to rest and leisure. That means that now I have the right to have a break, doesn't it? Well, now I am tired and I need a break!" The whole class begins to laugh. The teacher joins in with laughter at first, then looks thoughtfully at the class.

What happened? How did it continue? The teacher found herself confronted with a great difficulty. The pupil had not only learnt something in her lesson, but had also made an interesting attempt to apply it to an everyday situation. I could not read the thoughts of this teacher, but could only guess how difficult this situation must have been for her. It also made me reflect: is the Convention, that was conceived as a judicial instrument, intended to be used in this way? Should it be possible - as it is following the constructivist paradigm - that each person should be able to construct his or her own interpretation of it? What happens in the classroom, if this is allowed to happen?

At this moment, Sadina Siercic, the third class teacher from Eastern Bosnia, did not have the time to engage in reflection on complex judicial or societal issues. She had put a new concept out to the class and knew now that a deciding moment had been reached: she would now be setting a milestone for her class. She would now decide whether children's rights would remain a happy balloon lesson - without a direct impact on every-day thinking - or whether here in Eastern Bosnia, on this springtime morning lesson in the late 1990s, something would happen that we all wish for: a real examination and application of the children's rights convention! Sadina Siercic reacted in the following way: she looked at the class and then turned to the



girl and said: “Yes, you are right. Yes, Article 31 exists and guarantees you and other children rest and balance. This means that I need to think very carefully about how much homework I give you and others. I need to think about whether it is fair for pupils who finish their work during lesson time to have nothing to do at home and whether those who work more slowly and perhaps more carefully during lessons should have to take home more homework and therefore have less time to rest and recuperate. Yes, I need to think about such things, because I know about Article 31.” However, Sadina Siercic had not yet finished. She continued: “I need to tell you something else. You also know about Article 28. This Article guarantees your right to education. For you and for your friends this means that until the break, it’s education time!”

The class was quiet. The pupils were not very satisfied with this answer. So what had happened? An eight-year-old girl had made an effort to understand an internationally valid convention, ratified by her country and accepted as state law. But more than this, she had tried to connect the children’s rights convention to her everyday, lived experience

and even to apply it. She had tried to interpret it and had applied it to the right area of her life - as school is precisely the place where a child can contact his or her state directly. This is the place in which it is decided how the state encounters the child and how the child encounters the state.

And the teacher? This teacher had met her pupil on the same level. She had permitted what we call “empowerment”, whilst at the same time trying to react appropriately. Sadina Siercic from Goražade, together with her pupils, had begun to carve out a new path. She had - in a way more or less comprehensible to an eight-year-old - shown that there are within the Convention on the Rights of the Child, competing articles. Articles that, whilst not negating each other, have to be understood as interdependent. At any rate: in this class, on this particular morning, the children’s rights convention had been employed as an instrument - not merely one that needs to be known about, but one that should become an applicable value system that can help individuals evaluate their own actions within a larger context.







## Part 3: Documents and Teaching Materials

On the following pages there are important documents on the theme of children's rights for use in lessons and guidance on how to use them. They are: a pupil's version of the Convention on the Rights of the Child (1), possible groupings of the children's rights into four dimensions (2), the UN Convention on the Rights of the Child of 20 November 1989 (3), as well as children's rights cards

to be copied and used in lessons (4). The definitions used in the pupil version of the children's rights convention correspond to those used in the short texts on the children's rights cards. A wealth of further material for use in lessons can be found on the internet.

### 1. Pupil's version of the Convention on the Rights of the Child

#### Why have a pupil's version of the Convention?

The version of the Convention on the Rights of the Child, opened by the general assembly of the United Nations and adopted and ratified by most states world-wide, is a legal document that is written in a very technical, complicated language. If young people are to understand their rights, then we need to start expressing documents such as the Convention on the Rights of the Child in accessible language. In addition, Article 42 of the Convention states that it is the duty of governments to inform young people of their rights in various different ways. Without a doubt, this version of the UN Convention on the Rights of the Child is different than the original text and allows young people an active access to their rights. In this way, more people can be made aware of their rights.

#### After all this talk of rights, what are our responsibilities?

Rights and responsibilities can not be regarded independently of one another. The UN Convention on the Rights of the Child describes rights that are guaranteed to young people by their governments. As with all functional relationships, be this amongst friends, family, at school, in sports clubs or between countries, we must be aware that we have responsibilities towards other people and that they have responsibilities towards us. Two of these basic responsibilities towards others are respect and tolerance. The UN Convention on the Rights of the Child describes these basic responsibilities of governments towards people under 18 years of age.

#### Pupil's version of the Convention on the Rights of the Child

Article	Short Title	Short Description
1	Definition of the child	A child is a person under 18 years of age.
2	Non-discrimination	No child should be discriminated against due to skin colour, gender, language, religion, opinion, country of origin, poverty or wealth, disability or belonging to an ethnic minority.
3	The well-being of the child is paramount	In all laws and judicial decisions, the well-being of the child comes first.
4	Implementation of rights	Each state must ensure, to the best of its ability, that children's rights are implemented.



5	Respect of parental rights	Each state is responsible for making sure that the duties, rights and responsibilities of parents are carried out in such a way as to ensure that children are free to exercise their rights. (Governments must respect the rights and duties of the parents, family members and/or legal guardians by informing and advising children about their rights.)
6	Survival and development of the child	Every child has the right to life and survival. The state must ensure that children and young people can develop well.
7	Name and state membership	Every child has, from birth onwards, the right to a name, to state membership and to be cared for by their own parents.
8	Protection of identity	Every child has the right to keep or to restore their name, state membership and family relations.
9	Separation of parents	Every child has the right to live with his or her parents, apart from when they need to be protected from their parents. If a child must be separated from either or both of their parents, they have the right to be heard. If a child is separated from either or both of their parents, they have the right to know where they are.
10	Family reunification	Every child has the right to leave each state and travel to their own country in order to be reunified with their family.
11	Protection from kidnapping and abduction	Every state must fight against kidnapping and abduction to another country and non-return of children by a parent or another person.
12	The child's freedom of opinion	Every child has the right to be heard and to express their opinion on all questions and matters relating to their life. This is particularly valid in legal or administrative processes. The older the child, the more their opinion should be listened to.
13	Freedom of expression	Every child has the right to express their opinion freely and to obtain and disseminate information through the media. Every child also has the responsibility to express their opinion in such a way as to respect the rights of others.
14	Freedom of thought, conscience and religion	Every child has the right to freely practise their religion and freely exercise their thought and conscience. The state must respect the rights and responsibilities of parents when children implement these rights.
15	Right to peaceful public gathering	Every child has the right to gather together with other children, to join or found an association or union, as long as the rights of others are not injured in the process.
16	Protection of privacy	Every child has the right to not have anyone interfere with their private life, family, dwelling or written exchanges. In addition, every child has the right to not have anyone damage their honour.



17	Access to appropriate information	Each state must ensure that children have access to information through various forms of media and that they can acquire knowledge that is important for their well-being. The state also has the duty to protect kids from damaging information.
18	Responsibility of parents	Parents or guardians are jointly responsible for the upbringing of the child. The state has the responsibility to support them in this and, for example, to make childcare available should the parents need to work.
19	Protection from abuse	The state is responsible for protecting the child from abuse by parents or other people. Every child has the right to learn how to avoid or deal with every form of abuse.
20	Young people without families	Every child that doesn't live with their family, has the right to special protection and support. They then have the right to a foster family or care in an appropriate institution that is considerate of their religious, cultural or linguistic background.
21	Adoption	A child can be adopted if adoption is authorised, recognised and approved by the country and if it serves the well-being of the child.
22	Refugee children	Every child who is forced to leave their country, who is a refugee and seeking asylum, has a right to special protection by the state.
23	Disabled children	Every child with a disability has a right to special care and education. They should be helped to be independent and to participate actively in their communities.
24	Health and medical services	Every child has the right to the best possible medical care. The state has the duty to combat child mortality, to ensure medical provisions for young people, to combat poor diet and illness, to guarantee medical care for pregnant women and young mothers, to make accessible health education, to develop prevention in the public health sector and to abolish customs that harm children.
25	Review of treatment or care	Every child that has been admitted to an institution for their protection, care or treatment has the right to have their admission checked and reviewed.
26	Social security	Every child has the right to social security such as a social insurance. The state guarantees the child payments which take into consideration the financial situation of the family or carers.
27	Standard of living	Every child has the right to a standard of living appropriate to their physical, spiritual, moral and social development. The parents or guardians are above all responsible for ensuring this. The state has the duty to support them in this.



28	Education	Every child has the right to an education and to school. The state has the duty to make primary education free and obligatory and similarly to make secondary education accessible to all children and young people. The state has the duty to ensure that children and young people are treated appropriately at school and that their human rights are not infringed upon.
29	Educational aims	School education should develop each child's personality and talents, prepare each child for adult life and should encourage children to respect human rights and their own and other cultures and values.
30	Children of minorities	Every child belonging to a minority has the right to learn about and practise their own culture, religion and language.
31	Rest, play and free time	Every child has the right to rest and free time in which they can play and participate freely in cultural and artistic life.
32	Child labour	Every child has the right to be protected from every form of exploitation and work that could damage their education or development. The state has the duty of determining a minimum age for the permission to work, the amount of hours per day and working conditions.
33	Protection from narcotic drugs	Every child has the right to be protected from the production and trade of illegal drugs.
34	Protection from sexual exploitation	Every child has the right to be protected from sexual exploitation and abuse and from prostitution and pornography.
35	Protection from sale and trafficking	The state must undertake everything within its power to ensure that children and young people are not abducted or trafficked.
36	Protection from all other forms of exploitation	Every child has the right to be protected from all other forms of exploitation (e.g. begging)
37	Torture and imprisonment	Every child has the right to protection from torture, cruel treatment or punishment, illegal arrest or any other forms of injury to their personal freedom. The state has the duty to prohibit the death penalty and life imprisonment for young people. If a child is imprisoned, they have the right to humane and respectful treatment. If a child or young person is arrested, they must not be held in confinement with adults, be able to keep in contact with their families and have the right to legal assistance.
38	War and armed conflict	Children and young people under 15 years of age have the right to not take part in war and armed conflict. The state has the duty to grant special protection to children who are affected by war.





39	Rehabilitation and integration	Every child who is the victim of armed conflict, torture, neglect or exploitation has the right to appropriate care to enable them to become mentally and physically healthy and to be integrated in a community.
40	Juvenile justice	Every child accused of committing a crime has the right to be treated with dignity in court. They are innocent until proven guilty. Every child has the right to a fair trial, an interpreter (if needed), the protection of their privacy and to have a court decision re-examined. The state has the duty to set a minimum age below which children cannot be held criminally responsible. The state also has the duty to provide alternatives to imprisonment for convicted children and young people.
41	Higher national standards have priority	If a country has laws that protect children and young people better than the children's rights convention, then those laws apply.
42	Disclosure of children's rights	Every state has the responsibility to make children's rights known to adults and children in an understandable way.





## 2. Grouping children's rights into four dimensions

The Convention on the Rights of the Child can be subdivided into four groups of rights. These categories can be used in lessons by allowing pupils to try to order the rights into these four categories. This could be done individually or in groups for each section.

**I. Playing a part** – means being able to take part in decision-making processes, the freedom to form groups, freedom of thought, and the freedom to gain access to information from a range of sources.

**II. Reaching our potential** – means that particular conditions must be fulfilled in order for optimal

personal development to take place. Included in this group of rights are: education, family, culture and identity as important parts of our lives.

**III. Living well** – The right to survival comprises our basic needs. These include food and protection, standard of living and health.

**IV. Being free from harm** – means that young people have a right to protection against abuse, neglect, economic exploitation, torture, abduction and prostitution.

In the following list, the children are ordered into these four categories:

Group	Article	Abbreviated title
I. Playing a part: our right to participate	3	The well-being of the child is paramount
	12	The child's freedom of opinion
	13	Freedom of expression
	14	Freedom of thought, conscience and religion
	15	Right to peaceful public gathering
	16	Protection of privacy
	17	Access to appropriate information
II. Reaching our potential: our right to develop who we are	5	Respect of parental rights
	7	Name and state membership
	8	Protection of identity
	10	Family reunification
	21	Adoption
	23	Disabled children
	28	Education
	29	Educational aims
	30	Children of minorities



III. Living well: our right to survival	6	Survival and development of the child
	9	Separation of parents
	18	Responsibility of parents
	24	Health and medical services
	26	Social security
	27	Standard of living
	31	Rest, play and free time
IV. Being free from harm: our right to protection	2	Non-discrimination
	11	Protection from kidnapping and abduction
	19	Protection from abuse
	20	Young people without families
	22	Refugee children
	25	Review of treatment or care
	32	Child labour
	33	Protection from narcotic drugs
	34	Protection from sexual exploitation
	35	Protection from sale and trafficking
	36	Protection from all other forms of exploitation
	37	Torture and imprisonment
	38	War and armed conflict
	39	Rehabilitation and integration
40	Juvenile justice	

In the above table, four rights are missing. They cannot be ordered into any of the four categories, as they focus mainly on the responsibilities of the state. These are:

1	Definition of the child
4	Implementation of rights
41	Higher national standards have priority
42	Disclosure of children's rights





### 3. The UN Convention on the Rights of the Child (20 November 1989)

Adopted and opened for signature, ratification and accession by General Assembly resolution 44/25 of 20 November 1989. Entry into force 2 September 1990, in accordance with article 49.

#### Preamble

*The States Parties to the present Convention-*

considering that, in accordance with the principles proclaimed in the Charter of the United Nations, recognition of the inherent dignity and of the equal and inalienable rights of all members of the human family is the foundation of freedom, justice and peace in the world,

bearing in mind that the peoples of the United Nations have, in the Charter, reaffirmed their faith in fundamental human rights and in the dignity and worth of the human person, and have determined to promote social progress and better standards of life in larger freedom,

recognizing that the United Nations has, in the Universal Declaration of Human Rights and in the International Covenants on Human Rights, proclaimed and agreed that everyone is entitled to all the rights and freedoms set forth therein, without distinction of any kind, such as race, colour, sex, language, religion, political or other opinion, national or social origin, property, birth or other status,

recalling that, in the Universal Declaration of Human Rights, the United Nations has proclaimed that childhood is entitled to special care and assistance,

convinced that the family, as the fundamental group of society and the natural environment for the growth and well-being of all its members and particularly children, should be afforded the necessary protection and assistance so that it can fully assume its responsibilities within the community,

recognizing that the child, for the full and harmonious development of his or her personality, should grow up in a family environment, in an atmosphere of happiness, love and understanding,

considering that the child should be fully prepared to live an individual life in society, and brought up in the spirit of the ideals proclaimed in the Charter of the United Nations, and in particular in the spirit

of peace, dignity, tolerance, freedom, equality and solidarity,

bearing in mind that the need to extend particular care to the child has been stated in the Geneva Declaration of the Rights of the Child of 1924 and in the Declaration of the Rights of the Child adopted by the General Assembly on 20 November 1959 and recognized in the Universal Declaration of Human Rights, in the International Covenant on Civil and Political Rights (in particular in articles 23 and 24), in the International Covenant on Economic, Social and Cultural Rights (in particular in article 10) and in the statutes and relevant instruments of specialized agencies and international organizations concerned with the welfare of children,

bearing in mind that, as indicated in the Declaration of the Rights of the Child, "the child, by reason of his physical and mental immaturity, needs special safeguards and care, including appropriate legal protection, before as well as after birth",

recalling the provisions of the Declaration on Social and Legal Principles relating to the Protection and Welfare of Children, with Special Reference to Foster Placement and Adoption Nationally and Internationally; the United Nations Standard Minimum Rules for the Administration of Juvenile Justice (The Beijing Rules); and the Declaration on the Protection of Women and Children in Emergency and Armed Conflict, Recognizing that, in all countries in the world, there are children living in exceptionally difficult conditions, and that such children need special consideration,

taking due account of the importance of the traditions and cultural values of each people for the protection and harmonious development of the child, Recognizing the importance of international co-operation for improving the living conditions of children in every country, in particular in the developing countries,

-  
*have agreed as follows:*



## Part I

### Article 1

For the purposes of the present Convention, a child means every human being below the age of eighteen years unless under the law applicable to the child, majority is attained earlier.

### Article 2

1 - States Parties shall respect and ensure the rights set forth in the present Convention to each child within their jurisdiction without discrimination of any kind, irrespective of the child's or his or her parent's or legal guardian's race, colour, sex, language, religion, political or other opinion, national, ethnic or social origin, property, disability, birth or other status.

2 - States Parties shall take all appropriate measures to ensure that the child is protected against all forms of discrimination or punishment on the basis of the status, activities, expressed opinions, or beliefs of the child's parents, legal guardians, or family members.

### Article 3

1 - In all actions concerning children, whether undertaken by public or private social welfare institutions, courts of law, administrative authorities or legislative bodies, the best interests of the child shall be a primary consideration.

2 - States Parties undertake to ensure the child such protection and care as is necessary for his or her well-being, taking into account the rights and duties of his or her parents, legal guardians, or other individuals legally responsible for him or her, and, to this end, shall take all appropriate legislative and administrative measures.

3 - States Parties shall ensure that the institutions, services and facilities responsible for the care or protection of children shall conform with the standards established by competent authorities, particularly in the areas of safety, health, in the number and suitability of their staff, as well as competent supervision.

### Article 4

States Parties shall undertake all appropriate legislative, administrative, and other measures for the implementation of the rights recognized in the present Convention. With regard to economic, social and cultural rights, States Parties shall under-

take such measures to the maximum extent of their available resources and, where needed, within the framework of international co-operation.

### Article 5

States Parties shall respect the responsibilities, rights and duties of parents or, where applicable, the members of the extended family or community as provided for by local custom, legal guardians or other persons legally responsible for the child, to provide, in a manner consistent with the evolving capacities of the child, appropriate direction and guidance in the exercise by the child of the rights recognized in the present Convention.

### Article 6

1 - States Parties recognize that every child has the inherent right to life.

2 - States Parties shall ensure to the maximum extent possible the survival and development of the child.

### Article 7

1 - The child shall be registered immediately after birth and shall have the right from birth to a name, the right to acquire a nationality and, as far as possible, the right to know and be cared for by his or her parents.

2 - States Parties shall ensure the implementation of these rights in accordance with their national law and their obligations under the relevant international instruments in this field, in particular where the child would otherwise be stateless.

### Article 8

1 - States Parties undertake to respect the right of the child to preserve his or her identity, including nationality, name and family relations as recognized by law without unlawful interference.

2 - Where a child is illegally deprived of some or all of the elements of his or her identity, States Parties shall provide appropriate assistance and protection, with a view to re-establishing speedily his or her identity.



#### Article 9

1 - States Parties shall ensure that a child shall not be separated from his or her parents against their will, except when competent authorities subject to judicial review determine, in accordance with applicable law and procedures, that such separation is necessary for the best interests of the child. Such determination may be necessary in a particular case such as one involving abuse or neglect of the child by the parents, or one where the parents are living separately and a decision must be made as to the child's place of residence.

2 - In any proceedings pursuant to paragraph 1 of the present article, all interested parties shall be given an opportunity to participate in the proceedings and make their views known.

3 - States Parties shall respect the right of the child who is separated from one or both parents to maintain personal relations and direct contact with both parents on a regular basis, except if it is contrary to the child's best interests.

4 - Where such separation results from any action initiated by a State Party, such as the detention, imprisonment, exile, deportation or death (including death arising from any cause while the person is in the custody of the State) of one or both parents or of the child, that State Party shall, upon request, provide the parents, the child or, if appropriate, another member of the family with the essential information concerning the whereabouts of the absent member(s) of the family unless the provision of the information would be detrimental to the well-being of the child. States Parties shall further ensure that the submission of such a request shall of itself entail no adverse consequences for the person(s) concerned.

#### Article 10

1 - In accordance with the obligation of States Parties under article 9, paragraph 1, applications by a child or his or her parents to enter or leave a State Party for the purpose of family reunification shall be dealt with by States Parties in a positive, humane and expeditious manner. States Parties shall further ensure that the submission of such a request shall entail no adverse consequences for the applicants and for the members of their family.

2 - A child whose parents reside in different States shall have the right to maintain on a regular basis, save in exceptional circumstances personal relations and direct contacts with both parents. Towards that end and in accordance with the obligation of States Parties under article 9, paragraph 1, States Parties shall respect the right of the child and his or her parents to leave any country, in-

cluding their own, and to enter their own country. The right to leave any country shall be subject only to such restrictions as are prescribed by law and which are necessary to protect the national security, public order (*ordre public*), public health or morals or the rights and freedoms of others and are consistent with the other rights recognized in the present Convention.

#### Article 11

1 - States Parties shall take measures to combat the illicit transfer and non-return of children abroad.

2 - To this end, States Parties shall promote the conclusion of bilateral or multilateral agreements or accession to existing agreements.

#### Article 12

1 - States Parties shall assure to the child who is capable of forming his or her own views the right to express those views freely in all matters affecting the child, the views of the child being given due weight in accordance with the age and maturity of the child.

2 - For this purpose, the child shall in particular be provided the opportunity to be heard in any judicial and administrative proceedings affecting the child, either directly, or through a representative or an appropriate body, in a manner consistent with the procedural rules of national law.

#### Article 13

1 - The child shall have the right to freedom of expression; this right shall include freedom to seek, receive and impart information and ideas of all kinds, regardless of frontiers, either orally, in writing or in print, in the form of art, or through any other media of the child's choice.

2 - The exercise of this right may be subject to certain restrictions, but these shall only be such as are provided by law and are necessary:

- a) For respect of the rights or reputations of others; or
- b) For the protection of national security or of public order (*ordre public*), or of public health or morals.

#### Article 14

1 - States Parties shall respect the right of the child to freedom of thought, conscience and reli-



gion.

2 - States Parties shall respect the rights and duties of the parents and, when applicable, legal guardians, to provide direction to the child in the exercise of his or her right in a manner consistent with the evolving capacities of the child.

3 - Freedom to manifest one's religion or beliefs may be subject only to such limitations as are prescribed by law and are necessary to protect public safety, order, health or morals, or the fundamental rights and freedoms of others.

#### *Article 15*

1 - States Parties recognize the rights of the child to freedom of association and to freedom of peaceful assembly.

2 - No restrictions may be placed on the exercise of these rights other than those imposed in conformity with the law and which are necessary in a democratic society in the interests of national security or public safety, public order (ordre public), the protection of public health or morals or the protection of the rights and freedoms of others.

#### *Article 16*

1 - No child shall be subjected to arbitrary or unlawful interference with his or her privacy, family, or correspondence, nor to unlawful attacks on his or her honour and reputation.

2 - The child has the right to the protection of the law against such interference or attacks.

#### *Article 17*

States Parties recognize the important function performed by the mass media and shall ensure that the child has access to information and material from a diversity of national and international sources, especially those aimed at the promotion of his or her social, spiritual and moral well-being and physical and mental health. To this end, States Parties shall:

- a) encourage the mass media to disseminate information and material of social and cultural benefit to the child and in accordance with the spirit of article 29;
- b) encourage international co-operation in the production, exchange and dissemination of such information and material from a diversity of cultural, national and international sources;
- c) encourage the production and dissemination of children's books;
- d) encourage the mass media to have particular

regard to the linguistic needs of the child who belongs to a minority group or who is indigenous;

e) encourage the development of appropriate guidelines for the protection of the child from information and material injurious to his or her well-being, bearing in mind the provisions of articles 13 and 18.

#### *Article 18*

1 - States Parties shall use their best efforts to ensure recognition of the principle that both parents have common responsibilities for the upbringing and development of the child. Parents or, as the case may be, legal guardians, have the primary responsibility for the upbringing and development of the child. The best interests of the child will be their basic concern.

2 - For the purpose of guaranteeing and promoting the rights set forth in the present Convention, States Parties shall render appropriate assistance to parents and legal guardians in the performance of their child-rearing responsibilities and shall ensure the development of institutions, facilities and services for the care of children.

3 - States Parties shall take all appropriate measures to ensure that children of working parents have the right to benefit from child-care services and facilities for which they are eligible.

#### *Article 19*

1 - States Parties shall take all appropriate legislative, administrative, social and educational measures to protect the child from all forms of physical or mental violence, injury or abuse, neglect or negligent treatment, maltreatment or exploitation, including sexual abuse, while in the care of parent(s), legal guardian(s) or any other person who has the care of the child.

2 - Such protective measures should, as appropriate, include effective procedures for the establishment of social programmes to provide necessary support for the child and for those who have the care of the child, as well as for other forms of prevention and for identification, reporting, referral, investigation, treatment and follow-up of instances of child maltreatment described heretofore, and, as appropriate, for judicial involvement.

#### *Article 20*

1 - A child temporarily or permanently deprived of his or her family environment, or in whose own best interests cannot be allowed to remain in that



environment, shall be entitled to special protection and assistance provided by the State.

2 - States Parties shall in accordance with their national laws ensure alternative care for such a child.

3 - Such care could include, inter alia, foster placement, kafalah of Islamic law, adoption or if necessary placement in suitable institutions for the care of children. When considering solutions, due regard shall be paid to the desirability of continuity in a child's upbringing and to the child's ethnic, religious, cultural and linguistic background.

#### Article 21

States Parties that recognize and/or permit the system of adoption shall ensure that the best interests of the child shall be the paramount consideration and they shall:

- a) ensure that the adoption of a child is authorized only by competent authorities who determine, in accordance with applicable law and procedures and on the basis of all pertinent and reliable information, that the adoption is permissible in view of the child's status concerning parents, relatives and legal guardians and that, if required, the persons concerned have given their informed consent to the adoption on the basis of such counselling as may be necessary;
- b) recognize that inter-country adoption may be considered as an alternative means of child's care, if the child cannot be placed in a foster or an adoptive family or cannot in any suitable manner be cared for in the child's country of origin;
- c) ensure that the child concerned by inter-country adoption enjoys safeguards and standards equivalent to those existing in the case of national adoption;
- d) take all appropriate measures to ensure that, in inter-country adoption, the placement does not result in improper financial gain for those involved in it;
- e) promote, where appropriate, the objectives of the present article by concluding bilateral or multilateral arrangements or agreements, and endeavour, within this framework, to ensure that the placement of the child in another country is carried out by competent authorities or organs.

#### Article 22

1 - States Parties shall take appropriate measures to ensure that a child who is seeking refugee status or who is considered a refugee in accordance with applicable international or domestic law and procedures shall, whether unaccompanied or

accompanied by his or her parents or by any other person, receive appropriate protection and humanitarian assistance in the enjoyment of applicable rights set forth in the present Convention and in other international human rights or humanitarian instruments to which the said States are Parties.

2 - For this purpose, States Parties shall provide, as they consider appropriate, co-operation in any efforts by the United Nations and other competent intergovernmental organizations or non-governmental organizations co-operating with the United Nations to protect and assist such a child and to trace the parents or other members of the family of any refugee child in order to obtain information necessary for reunification with his or her family. In cases where no parents or other members of the family can be found, the child shall be accorded the same protection as any other child permanently or temporarily deprived of his or her family environment for any reason, as set forth in the present Convention.

#### Article 23

1 - States Parties recognize that a mentally or physically disabled child should enjoy a full and decent life, in conditions which ensure dignity, promote self-reliance and facilitate the child's active participation in the community.

2 - States Parties recognize the right of the disabled child to special care and shall encourage and ensure the extension, subject to available resources, to the eligible child and those responsible for his or her care, of assistance for which application is made and which is appropriate to the child's condition and to the circumstances of the parents or others caring for the child.

3 - Recognizing the special needs of a disabled child, assistance extended in accordance with paragraph 2 of the present article shall be provided free of charge, whenever possible, taking into account the financial resources of the parents or others caring for the child, and shall be designed to ensure that the disabled child has effective access to and receives education, training, health care services, rehabilitation services, preparation for employment and recreation opportunities in a manner conducive to the child's achieving the fullest possible social integration and individual development, including his or her cultural and spiritual development.

4 - States Parties shall promote, in the spirit of international cooperation, the exchange of appropriate information in the field of preventive health care and of medical, psychological and functional treatment of disabled children, including dissem-





ination of and access to information concerning methods of rehabilitation, education and vocational services, with the aim of enabling States Parties to improve their capabilities and skills and to widen their experience in these areas. In this regard, particular account shall be taken of the needs of developing countries.

*Article 24*

1 - States Parties recognize the right of the child to the enjoyment of the highest attainable standard of health and to facilities for the treatment of illness and rehabilitation of health. States Parties shall strive to ensure that no child is deprived of his or her right of access to such health care services.

2 - States Parties shall pursue full implementation of this right and, in particular, shall take appropriate measures:

- a) to diminish infant and child mortality;
- b) to ensure the provision of necessary medical assistance and health care to all children with emphasis on the development of primary health care;
- c) to combat disease and malnutrition, including within the framework of primary health care, through, inter alia, the application of readily available technology and through the provision of adequate nutritious foods and clean drinking-water, taking into consideration the dangers and risks of environmental pollution;
- d) to ensure appropriate pre-natal and post-natal health care for mothers;
- e) to ensure that all segments of society, in particular parents and children, are informed, have access to education and are supported in the use of basic knowledge of child health and nutrition, the advantages of breastfeeding, hygiene and environmental sanitation and the prevention of accidents;
- f) to develop preventive health care, guidance for parents and family planning education and services.

3 - States Parties shall take all effective and appropriate measures with a view to abolishing traditional practices prejudicial to the health of children.

4 - States Parties undertake to promote and encourage international co-operation with a view to achieving progressively the full realization of the right recognized in the present article. In this regard, particular account shall be taken of the needs of developing countries.

*Article 25*

States Parties recognize the right of a child who has been placed by the competent authorities for

the purposes of care, protection or treatment of his or her physical or mental health, to a periodic review of the treatment provided to the child and all other circumstances relevant to his or her placement.

*Article 26*

1 - States Parties shall recognize for every child the right to benefit from social security, including social insurance, and shall take the necessary measures to achieve the full realization of this right in accordance with their national law.

2 - The benefits should, where appropriate, be granted, taking into account the resources and the circumstances of the child and persons having responsibility for the maintenance of the child, as well as any other consideration relevant to an application for benefits made by or on behalf of the child.

*Article 27*

1 - States Parties recognize the right of every child to a standard of living adequate for the child's physical, mental, spiritual, moral and social development.

2 - The parent(s) or others responsible for the child have the primary responsibility to secure, within their abilities and financial capacities, the conditions of living necessary for the child's development.

3 - States Parties, in accordance with national conditions and within their means, shall take appropriate measures to assist parents and others responsible for the child to implement this right and shall in case of need provide material assistance and support programmes, particularly with regard to nutrition, clothing and housing.

4 - States Parties shall take all appropriate measures to secure the recovery of maintenance for the child from the parents or other persons having financial responsibility for the child, both within the State Party and from abroad. In particular, where the person having financial responsibility for the child lives in a State different from that of the child, States Parties shall promote the accession to international agreements or the conclusion of such agreements, as well as the making of other appropriate arrangements.

*Article 28*

1 - States Parties recognize the right of the child to education, and with a view to achieving this



right progressively and on the basis of equal opportunity, they shall, in particular:

- a) make primary education compulsory and available free to all;
- b) encourage the development of different forms of secondary education, including general and vocational education, make them available and accessible to every child, and take appropriate measures such as the introduction of free education and offering financial assistance in case of need;
- c) make higher education accessible to all on the basis of capacity by every appropriate means;
- d) make educational and vocational information and guidance available and accessible to all children;
- e) take measures to encourage regular attendance at schools and the reduction of drop-out rates.

2 - States Parties shall take all appropriate measures to ensure that school discipline is administered in a manner consistent with the child's human dignity and in conformity with the present Convention.

3 - States Parties shall promote and encourage international cooperation in matters relating to education, in particular with a view to contributing to the elimination of ignorance and illiteracy throughout the world and facilitating access to scientific and technical knowledge and modern teaching methods. In this regard, particular account shall be taken of the needs of developing countries.

#### Article 29

1 - States Parties agree that the education of the child shall be directed to:

- a) the development of the child's personality, talents and mental and physical abilities to their fullest potential;
- b) the development of respect for human rights and fundamental freedoms, and for the principles enshrined in the Charter of the United Nations;
- c) the development of respect for the child's parents, his or her own cultural identity, language and values, for the national values of the country in which the child is living, the country from which he or she may originate, and for civilizations different from his or her own;
- d) the preparation of the child for responsible life in a free society, in the spirit of understanding, peace, tolerance, equality of sexes, and friendship among all peoples, ethnic, national and religious groups and persons of indigenous origin;
- e) the development of respect for the natural environment.

2 - No part of the present article or article 28 shall be construed so as to interfere with the liberty of individuals and bodies to establish and direct educational institutions, subject always to the observance of the principle set forth in paragraph 1 of the present article and to the requirements that the education given in such institutions shall conform to such minimum standards as may be laid down by the State.

#### Article 30

In those States in which ethnic, religious or linguistic minorities or persons of indigenous origin exist, a child belonging to such a minority or who is indigenous shall not be denied the right, in community with other members of his or her group, to enjoy his or her own culture, to profess and practise his or her own religion, or to use his or her own language.

#### Article 31

1. States Parties recognize the right of the child to rest and leisure, to engage in play and recreational activities appropriate to the age of the child and to participate freely in cultural life and the arts.
2. States Parties shall respect and promote the right of the child to participate fully in cultural and artistic life and shall encourage the provision of appropriate and equal opportunities for cultural, artistic, recreational and leisure activity.

#### Article 32

1 - States Parties recognize the right of the child to be protected from economic exploitation and from performing any work that is likely to be hazardous or to interfere with the child's education, or to be harmful to the child's health or physical, mental, spiritual, moral or social development.

2 - States Parties shall take legislative, administrative, social and educational measures to ensure the implementation of the present article. To this end, and having regard to the relevant provisions of other international instruments, States Parties shall in particular:

- a) provide for a minimum age or minimum ages for admission to employment;
- b) provide for appropriate regulation of the hours and conditions of employment;
- c) provide for appropriate penalties or other sanctions to ensure the effective enforcement of the present article.



*Article 33*

States Parties shall take all appropriate measures, including legislative, administrative, social and educational measures, to protect children from the illicit use of narcotic drugs and psychotropic substances as defined in the relevant international treaties, and to prevent the use of children in the illicit production and trafficking of such substances.

*Article 34*

States Parties undertake to protect the child from all forms of sexual exploitation and sexual abuse. For these purposes, States Parties shall in particular take all appropriate national, bilateral and multilateral measures to prevent:

- a) the inducement or coercion of a child to engage in any unlawful sexual activity;
- b) the exploitative use of children in prostitution or other unlawful sexual practices;
- c) the exploitative use of children in pornographic performances and materials.

*Article 35*

States Parties shall take all appropriate national, bilateral and multilateral measures to prevent the abduction of, the sale of or traffic in children for any purpose or in any form.

*Article 36*

States Parties shall protect the child against all other forms of exploitation prejudicial to any aspects of the child's welfare.

*Article 37*

States Parties shall ensure that,

- a) no child shall be subjected to torture or other cruel, inhuman or degrading treatment or punishment. Neither capital punishment nor life imprisonment without possibility of release shall be imposed for offences committed by persons below eighteen years of age;
- b) no child shall be deprived of his or her liberty unlawfully or arbitrarily. The arrest, detention or imprisonment of a child shall be in conformity with the law and shall be used only as a measure of last resort and for the shortest appropriate period of time;
- c) every child deprived of liberty shall be treated with humanity and respect for the inherent dignity

of the human person, and in a manner which takes into account the needs of persons of his or her age. In particular, every child deprived of liberty shall be separated from adults unless it is considered in the child's best interest not to do so and shall have the right to maintain contact with his or her family through correspondence and visits, save in exceptional circumstances;

d) every child deprived of his or her liberty shall have the right to prompt access to legal and other appropriate assistance, as well as the right to challenge the legality of the deprivation of his or her liberty before a court or other competent, independent and impartial authority, and to a prompt decision on any such action.

*Article 38*

1 - States Parties undertake to respect and to ensure respect for rules of international humanitarian law applicable to them in armed conflicts which are relevant to the child.

2 - States Parties shall take all feasible measures to ensure that persons who have not attained the age of fifteen years do not take a direct part in hostilities.

3 - States Parties shall refrain from recruiting any person who has not attained the age of fifteen years into their armed forces. In recruiting among those persons who have attained the age of fifteen years but who have not attained the age of eighteen years, States Parties shall endeavour to give priority to those who are oldest.

4 - In accordance with their obligations under international humanitarian law to protect the civilian population in armed conflicts, States Parties shall take all feasible measures to ensure protection and care of children who are affected by an armed conflict.

*Article 39*

States Parties shall take all appropriate measures to promote physical and psychological recovery and social reintegration of a child victim of: any form of neglect, exploitation, or abuse; torture or any other form of cruel, inhuman or degrading treatment or punishment; or armed conflicts. Such recovery and reintegration shall take place in an environment which fosters the health, self-respect and dignity of the child.

*Article 40*

1 - States Parties recognize the right of every



child alleged as, accused of, or recognized as having infringed the penal law to be treated in a manner consistent with the promotion of the child's sense of dignity and worth, which reinforces the child's respect for the human rights and fundamental freedoms of others and which takes into account the child's age and the desirability of promoting the child's reintegration and the child's assuming a constructive role in society.

2 - To this end, and having regard to the relevant provisions of international Parties shall, in particular, ensure that:

a) no child shall be alleged as, be accused of, or recognized as having infringed the penal law by reason of acts or omissions that were not prohibited by national or international law at the time they were committed;

b) every child alleged as or accused of having infringed the penal law has at least the following guarantees:

i) to be presumed innocent until proven guilty according to law;

ii) to be informed promptly and directly of the charges against him or her, and, if appropriate, through his or her parents or legal guardians, and to have legal or other appropriate assistance in the preparation and presentation of his or her defence;

iii) to have the matter determined without delay by a competent, independent and impartial authority or judicial body in a fair hearing according to law, in the presence of legal or other appropriate assistance and, unless it is considered not to be in the best interest of the child, in particular, taking into account his or her age or situation, his or her parents or legal guardians;

iv) not to be compelled to give testimony or to confess guilt; to examine or have examined adverse witnesses and to obtain the participation and examination of witnesses on his or her behalf under conditions of equality;

v) if considered to have infringed the penal law, to have this decision and any measures imposed in consequence thereof reviewed by a higher competent, independent and impartial authority or judicial body according to law;

vi) to have the free assistance of an interpreter if the child cannot understand or speak the language used;

vii) to have his or her privacy fully respected at all stages of the proceedings.

3 - States Parties shall seek to promote the establishment of laws, procedures, authorities and institutions specifically applicable to children alleged as, accused of, or recognized as having infringed the penal law, and, in particular:

a) the establishment of a minimum age below which children shall be presumed not to have the capacity to infringe the penal law;

b) whenever appropriate and desirable, measures for dealing with such children without resorting to judicial proceedings, providing that human rights and legal safeguards are fully respected.

4 - A variety of dispositions, such as care, guidance and supervision orders; counselling; probation; foster care; education and vocational training programmes and other alternatives to institutional care shall be available to ensure that children are dealt with in a manner appropriate to their well-being and proportionate both to their circumstances and the offence.

#### *Article 41*

Nothing in the present Convention shall affect any provisions which are more conducive to the realization of the rights of the child and which may be contained in:

a) the law of a State party; or

b) International law in force for that State.



## Part II

### Article 42

States Parties undertake to make the principles and provisions of the Convention widely known, by appropriate and active means, to adults and children alike.

### Article 43

1 - For the purpose of examining the progress made by States Parties in achieving the realization of the obligations undertaken in the present Convention, there shall be established a Committee on the Rights of the Child, which shall carry out the functions hereinafter provided.

2 - The Committee shall consist of eighteen experts of high moral standing and recognized competence in the field covered by this Convention. The members of the Committee shall be elected by States Parties from among their nationals and shall serve in their personal capacity, consideration being given to equitable geographical distribution, as well as to the principal legal systems.

3 - The members of the Committee shall be elected by secret ballot from a list of persons nominated by States Parties. Each State Party may nominate one person from among its own nationals.

4 - The initial election to the Committee shall be held no later than six months after the date of the entry into force of the present Convention and thereafter every second year. At least four months before the date of each election, the Secretary-General of the United Nations shall address a letter to States Parties inviting them to submit their nominations within two months. The Secretary-General shall subsequently prepare a list in alphabetical order of all persons thus nominated, indicating States Parties which have nominated them, and shall submit it to the States Parties to the present Convention.

5 - The elections shall be held at meetings of States Parties convened by the Secretary-General at United Nations Headquarters. At those meetings, for which two thirds of States Parties shall constitute a quorum, the persons elected to the Committee shall be those who obtain the largest number of votes and an absolute majority of the votes of the representatives of States Parties present and voting.

6 - The members of the Committee shall be elected for a term of four years. They shall be eligible for re-election if renominated. The term of five of the members elected at the first election shall expire at the end of two years; immediately after the first election, the names of these five members

shall be chosen by lot by the Chairman of the meeting.

7 - If a member of the Committee dies or resigns or declares that for any other cause he or she can no longer perform the duties of the Committee, the State Party which nominated the member shall appoint another expert from among its nationals to serve for the remainder of the term, subject to the approval of the Committee.

8 - The Committee shall establish its own rules of procedure.

9 - The Committee shall elect its officers for a period of two years.

10 - The meetings of the Committee shall normally be held at United Nations Headquarters or at any other convenient place as determined by the Committee. The Committee shall normally meet annually. The duration of the meetings of the Committee shall be determined, and reviewed, if necessary, by a meeting of the States Parties to the present Convention, subject to the approval of the General Assembly.

11 - The Secretary-General of the United Nations shall provide the necessary staff and facilities for the effective performance of the functions of the Committee under the present Convention.

12 - With the approval of the General Assembly, the members of the Committee established under the present Convention shall receive emoluments from United Nations resources on such terms and conditions as the Assembly may decide.

### Article 44

1 - States Parties undertake to submit to the Committee, through the Secretary-General of the United Nations, reports on the measures they have adopted which give effect to the rights recognized herein and on the progress made on the enjoyment of those rights

- a) within two years of the entry into force of the Convention for the State Party concerned,
- b) thereafter every five years.

2 - Reports made under the present article shall indicate factors and difficulties, if any, affecting the degree of fulfillment of the obligations under the present Convention. Reports shall also contain sufficient information to provide the Committee with a comprehensive understanding of the implementation of the Convention in the country concerned.

3 - A State Party which has submitted a comprehensive initial report to the Committee need not, in its subsequent reports submitted in accordance with paragraph 1 (b) of the present article, repeat basic information previously provided.

4 - The Committee may request from States



Parties further information relevant to the implementation of the Convention.

5 - The Committee shall submit to the General Assembly, through the Economic and Social Council, every two years, reports on its activities.

6 - States Parties shall make their reports widely available to the public in their own countries.

#### *Article 45*

In order to foster the effective implementation of the Convention and to encourage international cooperation in the field covered by the Convention:

a) the specialized agencies, the United Nations Children's Fund, and other United Nations organs shall be entitled to be represented at the consideration of the implementation of such provisions of the present Convention as fall within the scope of their mandate. The Committee may invite the specialized agencies, the United Nations Children's Fund and other competent bodies as it may consider appropriate to provide expert advice on the implementation of the Convention in areas falling within the scope of their respective mandates. The Committee may invite the specialized agencies, the United Nations Children's Fund, and other United Nations organs to submit reports on the implementation of the Convention in areas falling within the scope of their activities;

b) the Committee shall transmit, as it may consider appropriate, to the specialized agencies, the United Nations Children's Fund and other competent bodies, any reports from States Parties that contain a request, or indicate a need, for technical advice or assistance, along with the Committee's observations and suggestions, if any, on these requests or indications,

c) the Committee may recommend to the General Assembly to request the Secretary-General to undertake on its behalf studies on specific issues relating to the rights of the child;

d) the Committee may make suggestions and general recommendations based on information received pursuant to articles 44 and 45 of the present Convention. Such suggestions and general recommendations shall be transmitted to any State Party concerned and reported to the General Assembly, together with comments, if any, from States Parties.





### Part III

#### Article 46

The present Convention shall be open for signature by all States.

#### Article 47

The present Convention is subject to ratification. Instruments of ratification shall be deposited with the Secretary-General of the United Nations.

#### Article 48

The present Convention shall remain open for accession by any State. The instruments of accession shall be deposited with the Secretary-General of the United Nations.

#### Article 49

1 - The present Convention shall enter into force on the thirtieth day following the date of deposit with the Secretary-General of the United Nations of the twentieth instrument of ratification or accession.

2 - For each State ratifying or acceding to the Convention after the deposit of the twentieth instrument of ratification or accession, the Convention shall enter into force on the thirtieth day after the deposit by such State of its instrument of ratification or accession.

#### Article 50

1 - Any State Party may propose an amendment and file it with the Secretary-General of the United Nations. The Secretary-General shall thereupon communicate the proposed amendment to States Parties, with a request that they indicate whether they favour a conference of States Parties for the purpose of considering and voting upon the proposals. In the event that, within four months from the date of such communication, at least one third of the States Parties favour such a conference, the Secretary-General shall convene the conference under the auspices of the United Nations. Any amendment adopted by a majority of States Parties present and voting at the conference shall be submitted to the General Assembly for approval.

2 - An amendment adopted in accordance with paragraph 1 of the present article shall enter into

force when it has been approved by the General Assembly of the United Nations and accepted by a two-thirds majority of States Parties.

3 - When an amendment enters into force, it shall be binding on those States Parties which have accepted it, other States Parties still being bound by the provisions of the present Convention and any earlier amendments which they have accepted.

#### Article 51

1 - The Secretary-General of the United Nations shall receive and circulate to all States the text of reservations made by States at the time of ratification or accession.

2 - A reservation incompatible with the object and purpose of the present Convention shall not be permitted.

3 - Reservations may be withdrawn at any time by notification to that effect addressed to the Secretary-General of the United Nations, who shall then inform all States. Such notification shall take effect on the date on which it is received by the Secretary-General

#### Article 52

A State Party may denounce the present Convention by written notification to the Secretary-General of the United Nations. Denunciation becomes effective one year after the date of receipt of the notification by the Secretary-General.

#### Article 53

The Secretary-General of the United Nations is designated as the depositary of the present Convention.

#### Article 54

The original of the present Convention, of which the Arabic, Chinese, English, French, Russian and Spanish texts are equally authentic, shall be deposited with the Secretary-General of the United Nations. In witness thereof the undersigned plenipotentiaries, being duly authorized thereto by their respective Governments, have signed the present Convention.

Concluded in New York November 20, 1989  
(followed by signatures)




#### 4. The illustrated Children's Rights (Children's Rights cards)

In the beginning, children's rights were first and foremost a judicial instrument. In the school context however it is clear that each article should be understood and interpreted from the perspective of the target group. The children's rights cards help to reach the goal of developing understanding and application of these rights. The cards can be used in different ways. Here are some examples:

- The illustration and text can be cut out together and folded and glued to make double-sided cards. In this way flashcards can be created. Pupils can test themselves or each other.
- Illustration and text can be cut out to make memory cards. In this way, pupils can learn the children's rights while having fun playing a game.
- Illustrations can be cut out to and ordered to various criteria:
  - They can be grouped into the four criteria (participation: the right to participate; fulfilling our potential: the right to personal development; living well: the right to survival; protection from harm: the right to protection).
  - They can be grouped into categories of personal values: What is important in my life? Which questions are relevant for my country, my community, my school?
  - Illustrations and other cuttings from magazines, newspaper articles can be collected to illustrate similar themes.
  - Pupils can gain inspiration from these illustrations and draw their own illustrations for the children's rights.
- Illustrations can be enlarged and coloured in by the pupils (and perhaps framed afterwards). They can then be used to decorate classrooms and school corridors.
- Illustrations can be combined with short descriptions of personal experience and made into small brochures.





**Article 1**

Definition of the child

A child is a person under 18 years of age.



**Article 2**

Non-discrimination

No child should be discriminated against due to skin color, gender, language, religion, opinion, country of origin, poverty or wealth, disability or belonging to an ethnic minority.



**Article 3**

The well-being of the child is paramount

In all laws and judicial decisions, the well-being of the child comes first.



**Article 4**

Implementation of rights

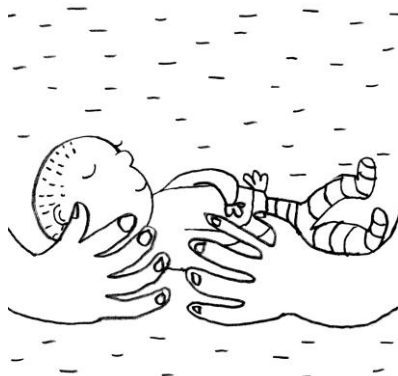
Each state must ensure, to the best of its ability, that children's rights are implemented.



**Article 5**

Respect of parental rights


Each state is responsible for making sure that the duties, rights and responsibilities of parents are carried out in such a way as to ensure that children are free to exercise their rights. (Governments must respect the rights and duties of the parents, family members and/or legal guardians by informing and advising children about their rights).



**Article 6**

Survival and development of the child

Every child has the right to life and survival. The state must ensure that children and young people can develop well.



**Article 7**

Name and state membership

Every child has, from birth onwards, the right to a name, to state membership and to be cared for by their own parents.



**Article 8**

Protection of identity

Every child has the right to keep or to restore their name, state membership and family relations.



**Article 9**

**Separation of parents**

Every child has the right to live with his or her parents, apart from when they need to be protected from their parents. If a child must be separated from either or both of their parents, they have the right to be heard. If a child is separated from either or both of their parents, they have the right to know where they are.



**Article 10**

**Family reunification**

Every child has the right to leave each state and travel to their own country in order to be reunified with their family.



**Article 11**

**Protection from kidnapping and abduction**

Every state must fight against kidnapping and abduction to another country and non-return of children by a parent or another person.



**Article 12**

**The child's freedom of opinion**

Every child has the right to be heard and to express their opinion on all questions and matters relating to their life. This is particularly valid in legal or administrative processes. The older the child, the more their opinion should be listened to.



Article 13

Freedom of expression

Every child has the right to express their opinion freely and to obtain and disseminate information through the media. Every child also has the responsibility to express their opinion in such a way as to respect the rights of others.



Article 14

Freedom of thought, conscience and religion

Every child has the right to freely practice their religion and freely exercise their thought and conscience. The state must respect the rights and responsibilities of parents when children implement these rights.



Article 15

Right to peaceful public gathering

Every child has the right to gather together with other children, to join or found an association or union, as long as the rights of others are not injured in the process.



Article 16

Protection of privacy

Every child has the right to not have anyone interfere with their private life, family, dwelling or written exchanges. In addition, every child has the right to not have anyone damage their honour.



**Article 17**

Access to appropriate information

Each state must ensure that children have access to information through various forms of media and that they can acquire knowledge that is important for their well-being. The state also has the duty to protect kids from damaging information.



**Article 18**

Responsibility of parents

Parents or guardians are jointly responsible for the upbringing of the child. The state has the responsibility to support them in this and, for example, to make childcare available should the parents need to work.



**Article 19**

Protection from abuse

The state is responsible for protecting the child from abuse by parents or other people. Every child has the right to learn how to avoid or deal with every form of abuse.



**Article 20**

Young people without families

Every child that doesn't live with their family, has the right to special protection and support. They then have the right to a foster family or care in an appropriate institution that is considerate of their religious, cultural or linguistic background.



**Article 21**

Adoption

A child can be adopted if adoption is authorized, recognized and approved by the country and if it serves the well-being of the child.



**Article 22**

Refugee children

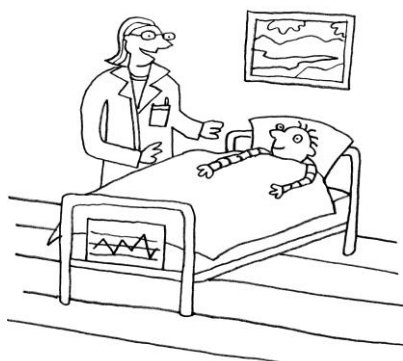
Every child who is forced to leave their country, who is a refugee and seeking asylum, has a right to special protection by the state.



**Article 23**

Disabled children

Every child with a disability has a right to special care and education. They should be helped to be independent and to participate actively in their communities.



**Article 24**

Health and medical services

Every child has the right to the best possible medical care. The state has the duty to combat child mortality, to ensure medical provisions for young people, to combat poor diet and illness, to guarantee medical care for pregnant women and young mothers, to make accessible health education, to develop prevention in the public health sector and to abolish customs that harm children.



Article 25

Review of treatment or care


Every child that has been admitted to an institution for their protection, care or treatment has the right to have their admission checked and reviewed.



Article 26

Social security

Every child has the right to social security such as a social insurance. The state guarantees the child payments which take into consideration the financial situation of the family or carers.



Article 27

Standard of living

Every child has the right to a standard of living appropriate to their physical, spiritual, moral and social development. The parents or guardians are above all responsible for ensuring this. The state has the duty to support them in this.



Article 28

Education

Every child has the right to an education and to school. The state has the duty to make primary education free and obligatory and similarly to make secondary education accessible to all children and young people. The state has the duty to ensure that children and young people are treated appropriately at school and that their human rights are not infringed upon.



**Article 29**

Educational aims

School education should develop each child's personality and talents, prepare each child for adult life and should encourage children to respect human rights and their own and other cultures and values.



**Article 30**

Children of minorities

Every child belonging to a minority has the right to learn about and practice their own culture, religion and language.



**Article 31**

Rest, play and free time

Every child has the right to rest and free time in which they can play and participate freely in cultural and artistic life.



**Article 32**

Child labour

Every child has the right to be protected from every form of exploitation and work that could damage their education or development. The state has the duty of determining a minimum age for the permission to work, the amount of hours per day and working conditions.





**Article 33**

Protection from narcotic drugs

Every child has the right to be protected from the production and trade of illegal drugs.



**Article 34**

Protection from sexual exploitation

Every child has the right to be protected from sexual exploitation and abuse and from prostitution and pornography.



**Article 35**

Protection from sale and trafficking

The state must undertake everything within its power to ensure that children and young people are not abducted or trafficked.



**Article 36**

Protection from all other forms of exploitation

Every child has the right to be protected from all other forms of exploitation (e.g. begging).



Article 37

Torture and imprisonment

Every child has the right to protection from torture, cruel treatment or punishment, illegal arrest or any other forms of injury to their personal freedom. The state has the duty to prohibit the death penalty and life imprisonment for young people. If a child is imprisoned, they have the right to humane and respectful treatment. If a child or young person is arrested, they must not be held in confinement with adults, be able to keep in contact with their families and have the right to legal assistance.



Article 38

War and armed conflict

Children and young people under 15 years of age have the right to not take part in war and armed conflict. The state has the duty to grant special protection to children who are affected by war.



Article 39

Rehabilitation and integration

Every child who is the victim of armed conflict, torture, neglect or exploitation has the right to appropriate care to enable them to become mentally and physically healthy and to be integrated in a community.



Article 40

Juvenile justice

Every child accused of committing a crime has the right to be treated with dignity in court. They are innocent until proven guilty. Every child has the right to a fair trial, an interpreter (if needed), the protection of their privacy and to have a court decision re-examined. The state has the duty to set a minimum age below which children cannot be held criminally responsible. The state also has the duty to provide alternatives to imprisonment for convicted children and young people.



Children should know what rights they have, but they should also learn how to appreciate and to use them. To achieve this, schools must allow for a wide range of learning experiences in children's rights education. Children understand and appreciate their rights by using them, both in school and in everyday life. To encourage children to do so, the challenge for the teacher is to create a setting that is governed by the spirit of democracy and human rights.

This manual has been designed for teachers who are looking for tools to teach children's rights to pupils in the 1<sup>st</sup> to the 9<sup>th</sup> year of compulsory education. The manual follows a spiral curriculum in order for the children to explore their rights year by year.

The features of this manual include:

- A short introduction with information on the conceptual framework and on learning by example.
- Nine small projects of four lessons each for pupils in their first nine years of school.
- Detailed lesson descriptions and plans.
- Task-based approach.
- Appendix with a range of resources (including the Convention on the Rights of the Child and an illustrated version of the Convention) and background information on children's rights.