




# JOINTEX


## Easy Joint


INSTRUCTIONS FOR USE

- 

1. Start by **cleaning the joints** at least 30 mm deep and at least 3 mm wide. Do not forget to then **thoroughly clean the surface to be pointed**.
- 

2. Make sure that you very **thoroughly moisten the surface to be pointed** so any gloss film is restricted to a minimum. You must also always keep the surface moist at high temperatures. This film disappears in the course of time due to weather influences and use. Remove the lid, open the bag and fully scatter the joint mortar. Then use a broom/squeegee to sweep the joint mortar deeply compacting into the joints.
- 

3. **Then rinse in with a fine spray** so better compaction is obtained. Repeat to fully fill sagged joints as necessary. Only use JOINTEX EASY JOINT on a draining surface such as a pebble bed, stabilised sand or grit. Do not use on a concrete surface with an insufficient gradient (at least 2 %). When the joint has been completely filled, after waiting for a short while for the product to harden, rinse the surface again to remove the last residues. If still necessary, any other residues may be swept away with a soft broom diagonally to the joint.
- 

4. Joints compacted/filled with water have a significantly longer curing time: Approx. **36-48 hours at 20°C** outside temperature and 65% relative humidity. When pointing with JOINTEX EASY JOINT without water being sprayed, the curing time at **20°C is: can be walked on after approx. 8 hours and fully loaded after 3 days**. Put any JOINTEX EASY Joint (without plastic bag) left back in the bucket and put at least 1 cm under water (from the top of the joint mortar) then close the lid. Can be used for approx. 4 weeks after this time.
- 

5. **Caution:** With very light, or unknown types of stone with open pores the joint mortar can cause discolouration. It is therefore recommended to try on a test surface beforehand. Temperature for use: > 0°C ground temperature. Shelf life: at least 12 months after production date. Use after opening. Do not mix, strongly porous.

Full instructions and properties can be requested from SBM+ at any time.