

The role of institutional trust in preventive and treatment-seeking behaviors during the 2019 novel coronavirus (2019-nCoV) outbreak among residents in Hubei, China

Liping Wong, PhD^{1,2*}, Qunhong Wu³, Xi Chen⁴, Zhuo Chen^{5,6}, Haridah Alias, MSc², Mingwang Shen⁷, Jingcen Hu¹, Shiwei Duan¹, Jinjie Zhang⁸, Liyuan Han, PhD^{1*}

¹Department of Epidemiology, Zhejiang Provincial Key Laboratory of Pathophysiology, School of Medicine, Ningbo University, Ningbo, Zhejiang, China.

²Centre for Epidemiology and Evidence-Based Practice, Department of Social and Preventive Medicine, Faculty of Medicine, University of Malaya 50603, Kuala Lumpur, Malaysia.

³Department of Social Medicine, Health Management College, Harbin Medical University, Harbin, Heilongjiang Province, China.

⁴Yale School of Public Health, Office: Ste. 301, 60 College St, Mailing Address: PO Box 208034, New Haven, CT 06520.

⁵College of Public Health, University of Georgia, Athens, 30602 Georgia, USA.

⁶School of Economics, University of Nottingham Ningbo China, 315100 Ningbo, Zhejiang Province, China.

⁷Department of Epidemiology and Biostatistics, School of Public Health, Xi'an Jiaotong University Health Science Center, Xi'an, Shanxi, 710061, PR China.

⁸College of Food and Pharmaceutical Sciences, Ningbo University, Ningbo 315000, China.

*Correspondence to Liping Wong, Department of Epidemiology, Zhejiang Provincial Key Laboratory of Pathophysiology, School of Medicine, Ningbo University, Ningbo, Zhejiang, China. E-mail: wonglp@ummc.edu.my; Tel.: +603-7967-5778

*Correspondence to Liyuan Han, Department of Epidemiology, Zhejiang Provincial Key Laboratory of Pathophysiology, School of Medicine, Ningbo University, Ningbo, Zhejiang, China. E-mail: hanliyuan@nbu.edu.cn; Tel.:+86-0574-87609653

1 **Abstract**

2 **Background** Since December 2019, pneumonia associated with the 2019 novel
3 coronavirus (2019-nCoV) has emerged in Wuhan, China. The exponential increase of
4 the confirmed number of cases of 2019n-CoV is of great concern to the global
5 community. The fears and panic among residents in the epicenters have prompted
6 diverse responses, which are understudied. During such a crisis, community trust and
7 support for the government and health authorities are important to contain the outbreak.
8 We aimed to investigate the influence of institutional trust on public responses to the
9 2019-nCoV outbreak.

10 **Methods** An anonymous Internet-based, cross-sectional survey was administered on
11 January 29, 2020. The study population comprised all residents currently residing or
12 working in the province of Hubei, where Wuhan is the capital city. The level of trust in
13 information provision and preventive instructions, individual preventive behaviors and
14 treatment-seeking behaviors were queried.

15 **Findings** The majority of the participants expressed a great extent of trust in the
16 information and preventive instructions provided by the central government than by the
17 local government. A high uptake of 2019-nCoV preventive measures was found,
18 particularly among people who had been placed under quarantine. Being under
19 quarantine (adjusted odds ratio [OR] = 2.35, 95% confidence interval [CI] 1.80 to 3.08)
20 and having a high institutional trust score (OR = 2.23, 95% CI 1.96 to 2.53) were both
21 strong and significant determinants of higher preventive behavior scores. The majority
22 of study participants (85.7%, n = 3,640) reported that they would seek hospital
23 treatment if they suspected themselves to have been infected with 2019 n-CoV. Few of
24 the participants from Wuhan (16.6%, n = 475) and those participants who were under

25 quarantine (13.8%, n = 550) expressed an unwillingness to seek hospital treatment.
26 Similarly, being under quarantine (OR = 2.36, 95% CI 1.80 to 3.09) and having a high
27 institutional trust score (OR = 2.20, 95% CI 1.96 to 2.49) were two strong significant
28 determinants of hospital treatment-seeking.

29 **Interpretation** The results of this study suggest that institutional trust is an important
30 factor influencing adequate preventive behavior and seeking formal medical care
31 during an outbreak. In view of the 2019-nCoV being highly pathogenic and extremely
32 contagious, our findings also underscore the importance of public health intervention
33 to reach individuals with poor adherence to preventive measures and who are reluctant
34 to seek treatment at formal health services.

35 **Funding** National Key R&D Program of China, Ningbo Health Branding Subject F
36 und, Sanming Project of Medicine in Shenzhen, K.C. Wong Magna Fund in Ningbo
37 University, National Natural Science Foundation of China, Fundamental Research Fu
38 nds for the Central Universities, China Postdoctoral Science Foundation, and Natural
39 Science Basic Research Program of Shanxi Province.

40 **Keywords:** 2019-nCoV; institutional trust; preventive behaviors

41

42

43

44

45

46

47 **Evidence before this study**

48 We searched PubMed on January 28, 2020, for articles that describe the trust,
49 preventive practices and health-seeking behaviors related to the 2019 novel coronavirus
50 (2019-nCoV) in China, using the search terms “novel coronavirus,” “institutional trust,”
51 “behavioral change,” “protective behaviors,” and “treatment-seeking” with no
52 language or publication time restrictions. Previously published research discussed the
53 behavioral responses to the severe acute respiratory syndrome (SARS) epidemic and
54 the 2009 pandemic influenza A (H1N1) in Hong Kong. The only report investigating
55 the influence of institutional trust and public responses was published on March 27,
56 2019, on the Ebola outbreak in the Democratic Republic of the Congo. No previous
57 studies have investigated how trust in the information provision and prevention
58 instructions from the authorities during a disease outbreak has influenced the public’s
59 prevention practices and treatment-seeking in the epicenter of the 2019-nCoV.

60

61 **Introduction**

62 Starting on December 8, 2019, several cases of pneumonia were reported in Wuhan,
63 Hubei province, China (1,2). Subsequently, on January 7, 2020 the Chinese Center for
64 Disease Control and Prevention (CDC) identified a novel coronavirus linked to the
65 outbreak, which was subsequently named the 2019 novel coronavirus (2019-nCoV) by
66 the World Health Organization (WHO) (3). On January 23, 2020, the central
67 government of the People's Republic of China imposed a lockdown in Wuhan in an
68 effort to quarantine the epicenter of the outbreak to prevent an epidemic. Subsequently,
69 two other cities, Enzhou and Chibi, were also locked down. Most recently, on January
70 29, 2020 the WHO has declared the 2019-nCoV a global health emergency.

71 In this ongoing severe case of escalating infections and deaths, healthcare
72 providers in China are working around the clock treating patients and preventing
73 casualties, while scientists in China and around the globe are racing to find out more
74 about the coronavirus to prevent it becoming a worldwide pandemic. Studies published
75 in the past weeks have led to a better worldwide understanding of the epidemiology,
76 clinical and genomic characteristics of the 2019-nCoV (4,5). However, counteracting
77 the newly discovered 2019-nCoV will entail multifaceted control strategies. Global
78 outbreaks like the severe acute respiratory syndrome (SARS) epidemic and the
79 2009 pandemic influenza A (H1N1) have brought attention to the importance of
80 understanding community responses in outbreak control (6). Understanding local
81 community responses is vital to provide insights into the development of risk
82 communication messages to the general public for outbreak prevention and control
83 (6,7). Therefore, investigating the public response to the outbreak is as equally
84 important as epidemiological, clinical, and genomic research.

85 The lesson learned from the recent 2018-2019 Ebola outbreak suggests that
86 institutional trust is of central importance in effective public health intervention (8).
87 Lack of institutional trust may lead to refusal to comply with a preventive or curative
88 intervention which may result in an increased risk of both acquiring and spreading the
89 disease (8). As noted in the statement from the second meeting of the Emergency
90 Committee regarding the outbreak of 2019-nCoV on January 30, the implementation
91 of comprehensive risk communication strategies to enhance public health measures for
92 containment of the outbreak is vital (9). Therefore, it is of utmost importance that people
93 in the epicenter, particularly in the quarantine area, have full trust in the government
94 institutions to enable successful delivery of risk communication and practice of health
95 protection behaviors.

96 Currently, over a month since the onset of the 2019-nCoV, the epidemic is still
97 spreading rapidly with escalating confirmed cases and deaths. In consideration of the
98 importance of understanding the community responses, this study aimed to investigate
99 the role of institutional trust in individual preventive and treatment-seeking behaviors
100 during the 2019-nCoV outbreak, which to date has claimed over 1000 lives and has
101 infected over 60,000 people in China.

102 **Methods**

103 **Study design and participants**

104 An anonymous Internet-based, cross-sectional survey commenced on January 29,
105 2020. The study population comprised adults ≥ 18 years of age and residing or working
106 in the province of Hubei, where Wuhan is the capital city. This cross-sectional study
107 was performed in accordance with the STROBE statement.

108 **Procedures**

109 A snowballing sampling technique was used to recruit the participants. The weblink to
110 the survey was first circulated to the academic staff and students at the Ningbo Medical
111 University, who are from diverse geographical locations of origin. They were instructed
112 to employ their social networks to circulate the link to people residing or working in
113 the province of Hubei. Upon completing the survey, a note to encourage participants to
114 disseminate the survey link to all known contacts in Hubei province was included.
115 Participants were remunerated upon completion of the survey.

116 The questionnaire was developed in English and translated into Chinese.
117 Independent experts reviewed and validated the translation. The questionnaire was also
118 face validated by local experts and pilot tested. The survey consisted of sections that

119 assessed demographic background, institutional trust, and 2019-nCoV-related
120 preventive and health-seeking behaviors.

121 Institutional trust was assessed using a series of questions (eight items) that
122 assessed participants' trust in 2019-nCoV-related information (i.e. the reported number
123 of confirmed cases, deaths, etc.) and preventive instructions (i.e. self-quarantine,
124 provincial quarantine, extended time off, etc.) given by the local, provincial, and central
125 governments. They were also queried about their trust in the information provision and
126 the preventive instructions from healthcare providers. The response options were
127 recorded on a 4-point Likert scale with items scored as either 0 (not at all), 1 (a small
128 extent), 2 (moderate), or 3 (a great extent). The possible score ranged from 0 to 24, with
129 higher scores indicating higher levels of trust.

130 The section on Preventive behaviors consisted of five parts (14-items), namely: (1)
131 direct avoidance, (2) social interaction avoidance, (3) physical contact avoidance, (4)
132 public space avoidance, and (5) personal protection. The response options were
133 recorded on a 3-point Likert scale with items scored as either 0 (never), 1 (occasionally),
134 or 2 (frequently). The possible score ranged from 0 to 28, with higher scores indicating
135 higher levels of preventive behaviors.

136 The section on health-seeking behaviors queried participants about the health-
137 seeking behaviors that they would adopt if they suspected themselves to have been
138 infected with 2019-n CoV. The health-seeking behaviors queried were 1) seeking
139 treatment in the hospital, 2) traditional healing, and 3) self-healing (i.e. exercise, high
140 dose of vitamins, plenty of fresh fruit and vegetables). The answers included two
141 options, "yes" and "no".

142 **Statistical analyses**

143 Normality testing was performed using the Kolmogorov-Smirnov test. The scores of
144 institutional trust and preventive behaviors were not normally distributed, therefore all
145 results were expressed as the median and interquartile range (IQR). Other descriptive
146 statistics, such as frequency tables, charts, and proportions were used for data
147 summarization. The reliability of the institutional trust and preventive behavior items
148 was evaluated by assessing the internal consistency of the items representing the scores.
149 The 8-item institutional trust and the 14-item preventive behaviors had a reliability
150 (Cronbach's α) of 0.944 and 0.653, respectively. Multivariable logistic regression was
151 used to determine factors influencing preventive behavior scores and conventional
152 treatment-seeking. Variables that were significant on a chi-square (χ^2) test were
153 selected for multivariable logistic regression analysis and included in the model using
154 a simultaneous forced-entry method. Odds ratios (OR), 95% confidence intervals (95%
155 CI), and p values were calculated for each independent variable. The model fit was
156 assessed using the Hosmer–Lemeshow goodness-of-fit test.¹⁰ All statistical analyses
157 were performed using the Statistical Package for the Social Sciences, version 20.0 (IBM
158 Corp., Armonk, NY, USA). A p -value of less than 0.05 was considered statistically
159 significant.

160 **Ethics Approval**

161 This survey was part of a continuing public health outbreak investigation and thus
162 considered exempt from institutional review board approval.

163 **Role of the funding source**

164 The funder of this study had no role in the study design, data collection, data analysis,
165 data interpretation, or writing of the report. The corresponding authors had full access

166 to all of the data in the study and had final responsibility for the decision to submit for
167 publication.

168 **Results**

169 The survey link was disseminated on January 29, 2020, and by January 30 a total of
170 4,393 responses were received. The final number of responses included in data analyses
171 was 4,245, after data cleaning to remove invalid responses. The demographic
172 characteristics of the participants are shown in the first column of Table 1. Most of the
173 participants were from the city of Wuhan (67.3%) and most (93.6%) reported that they
174 were currently under quarantine.

175 Figure 1 shows the results of institutional trust for both information provision and
176 preventive instruction. The majority of the participants expressed a great extent of trust
177 in the information provision (72.4%) and preventive instructions (78.5%) from the
178 central government authority. The level of trust in the information provision (68.4%)
179 and preventive instruction (72.1%) from healthcare providers were lower than that of
180 the central government authority. An even lower proportion expressed a great extent of
181 trust in information provision (48.0%) and preventive instructions (59.7%) given by the
182 local authority. The total scores of institutional trust for information provision and
183 preventive instruction ranged from 0 to 24. The median score was 22 (IQR 18 to 24).
184 The total scores was categorized into two groups, namely 22-24 or 0-21, based on the
185 median split; as such, a total of 2,208 (52.0%) were categorized as having a score of
186 22-24 and 2,037 (48.0%) had a score of 0-21.

187 Figure 2 shows the distribution of self-reported preventive behaviors. The uptake
188 of preventive behaviors was high in the study population. However, only 40% reported
189 wearing a face mask at home when they were with other household members. The

190 scores of preventive behaviors in the study population ranged from 7 to 28. The median
191 score was 27 (IQR 26-28). The preventive behaviors scores were categorized as a score
192 of 27 to 28 or 7 to 26 based on the median split; as such, a total of 2321 (54.7%) were
193 categorized as having a score of 27 to 28 and 1924 (45.3%) had a score of 7 to 26.
194 Table 1 shows the univariate and multivariable analyses of factors associated with
195 preventive behavior scores. In the univariate analysis, there were significant
196 associations between the preventive behavior scores and age group, highest educational
197 attainment, occupational types, quarantine status, and the total score of institutional
198 trust. In the multivariate analysis, under quarantine (adjusted odds ratio [OR] = 2.35,
199 95% confidence interval [CI] 1.80 - 3.08) and having high institutional trust score
200 (OR=2.23, 95% CI 1.96 - 2.53) were two strong significant determinants of higher
201 preventive behavior scores. Participants of age group 26-35 years (OR=1.54, 95% CI
202 1.29 - 1.83) and 36-45 years (OR=1.22, 95% CI 1.01 - 1.48) had significantly higher
203 preventive behaviour scores than those >45 years old.

204 Figure 3 shows the treatment-seeking behaviours of the study population. Most
205 participants (85.7%, n = 3,640) reported that they would seek treatment at the hospital,
206 whereas 42% (n = 1,782) reported that they would seek traditional healing, and 62.4%
207 (n = 2,651) reported a preference for self-treatment. A total of 462 (46.3%) participants
208 aged >45 years reported a preference for using traditional healing ($\chi^2 = 13.649$, degrees
209 of freedom = 3, p = 0.011). There was no significant difference in the use of self-healing
210 by participants' age. Table 2 shows the univariate and multivariable analyses of factors
211 associated with treatment-seeking in the hospital. In the univariate analysis all of the
212 factors studied, except for the age group, were significantly associated with treatment-
213 seeking in the hospital. Of note, 16.6% (n = 475) of the participants from the city of
214 Wuhan reported no intention of seeking treatment in the hospital, whereas 13.8% (n =

215 550) of participants who were in the quarantine area reported no intention of seeking
216 treatment in the hospital. In the multivariable analysis, similarly, being quarantined
217 (OR = 2.36, 95% CI 1.80–3.09) and having a high institutional trust score (OR = 2.20,
218 95% CI 1.96–2.49) were two strong significant determinants of treatment-seeking in
219 the hospital.

220 **Discussion**

221 With the aim of understanding the public behaviour in prevention measures in this crisis
222 that has now become a worldwide concern, this study collected data at the 2019n-CoV
223 outbreak epicentres during a period of exponential growth of the epidemic. This study
224 found a considerably high level of institutional trust among the public in the epicenters.
225 However, trust in the local authority was lower than that in the provincial and central
226 government. This finding is in contrast to the study on the Ebola outbreak in Congo,
227 where their public expressed higher trust in their local authorities (8). There is a need
228 to enhance trust in the local authority, as they are the frontline in service delivery during
229 the outbreak. Lack of trust in the local authority results in poor cooperation, thus
230 undermining contact tracing and adherence to recommended public health interventions
231 (11,12). Healthcare providers can be strong advocates for outbreak prevention efforts
232 in these communities, considering that many expressed a high level of trust in them.

233 On a positive note, this study revealed that the people in the epicenters adopted a
234 high level of prevention measures. As noted, however, a relatively small proportion
235 reported using face masks at home when they were around household members.
236 Wearing a face mask in public places and at home when around other household
237 members is advisable based on CDC recommendations (13). In consideration that
238 human-to-human transmission among close family members has been reported in

239 overseas countries such as Germany, Japan, and Vietnam, the community in Hubei
240 province and the epicenters should be made aware of the essential importance of
241 wearing face masks when they are around other household members.

242 The main strength of this study is the finding of the strong influence of institutional
243 trust on overall preventive behaviors, in good agreement with previous studies (8,11).
244 As the 2019-nCoV epidemic is still growing exponentially, continued strengthening of
245 institutional trust, and in particular, increasing the trust in the local authority, is essential
246 for emergency management. outbreak control.

247 The study also found that uptake of prevention practices was poorer among older
248 members of the public, which warrants serious attention. It has been found that older
249 adults affected by 2019-nCoV are likely to have a higher risk of complications and
250 mortality (4). There is a need to find out whether a lack of appropriate prevention
251 practices among people of older age is due to knowledge deficiency or to their being
252 out-of-reach of current public health intervention.

253 The finding that nearly 15% of people would be reluctant to seek treatment in the
254 hospital if they were suspected to have been infected with 2019-nCoV is clinically
255 important and worrisome. Of utmost importance, a proportion of those participants are
256 in the city of Wuhan and currently under quarantine. The preference for using
257 traditional healing among a minority of the older respondents is also of concern. Refusal
258 to seek hospital treatment not only leads to progress to serious respiratory distress and
259 can be life-threatening, but also increases the chances of spreading the disease. People
260 who favor traditional healing should be made aware that seeking conventional
261 treatment in the hospital and obeying the quarantine order are the most appropriate
262 actions in containing this outbreak. Finally, the finding of the strong influence of

263 institutional trust on seeking conventional treatment again amplifies the immense
264 importance of building trust between the public and the government authorities.

265 This current study has several limitations that should be considered. The first
266 pertains to the cross-sectional nature of the study. Thus, it cannot be used to infer
267 causality. Second, the responses were based on self-report and may be subject to self-
268 reporting bias and a tendency to report socially desirable responses. Therefore, the
269 results should be interpreted with caution. Third, the snowballing method used in this
270 study can lead to selection bias. Nevertheless, the demographic distributions of our
271 study population resembles of the general population in Hubei province. Despite
272 these limitations, the study data contributes tremendously to understanding of public
273 responses, especially now that the epidemic is growing exponentially.

274 In conclusion, bridging the trust gaps between the public and local authorities in
275 the epicentres is crucial. It is of utmost urgency to carry out public health interventions
276 to reach out to individuals with poor adherence to preventive measures and who are
277 reluctant to seek conventional medical care. Considering the extremely contagious
278 nature of the 2019-nCoV, a slight incompliance by even a small portion of the
279 population may have grave consequences and contribute to the continued exponential
280 increase of the outbreak cases.

Acknowledgments

We thank the study participants for their prompt responses. Special acknowledgment for participants who have helped to share the survey link to others in their contact lists.

Funding: National Key R&D Program of China, Ningbo Health Branding Subject Fund, Sanming Project of Medicine in Shenzhen, K.C. Wong Magna Fund in Ningbo University, National Natural Science Foundation of China, Fundamental Research Funds for the Central Universities, China Postdoctoral Science Foundation, and Natural Science Basic Research Program of Shanxi Province.

Author contributions: QW, XC, ZC, HA, MS, JH, SD and JZ conceived the study and designed the study in collaboration. LPW and LH analyzed the data and wrote the first draft of the manuscript. All authors interpreted the data and contributed to subsequent drafts of the manuscript, and all authors have seen and approved the final version.

Declaration of interests: We declare no competing interests.

About the Author

Dr. Wong is an epidemiologist at the Department of Social and Preventive Medicine, Faculty of Medicine, University of Malaya, Malaysia. Her primary research has centred almost exclusively on preventive and behavioral medicine, and social epidemiology. She has a great deal of interest in public responses to emerging infectious diseases.

References

1. Lu H, Stratton CW, Tang YW. Outbreak of pneumonia of unknown etiology in Wuhan China: the mystery and the miracle. *J Med Virol* 2020; published online Jan 16. <https://doi.org/10.1002/jmv.25678>
2. Hui DS, I Azhar E, Madani TA, Ntoumi F, Kock R, Dar O, et al.; The continuing 2019-nCoV epidemic threat of novel coronaviruses to global health - the latest 2019 novel coronavirus outbreak in Wuhan, China. *Int J Infect Dis* 2020; 91: 264–66. <https://doi.org/10.1016/j.ijid.2020.01.009>
3. World Health Organization. Clinical management of severe acute respiratory infection when Novel coronavirus (nCoV) infection is suspected: interim guidance. Jan 11, 2020. [https://www.who.int/internalpublications-detail/clinical-management-of-severe-acute-respiratoryinfection-when-novel-coronavirus-\(ncov\)-infection-is-suspected](https://www.who.int/internalpublications-detail/clinical-management-of-severe-acute-respiratoryinfection-when-novel-coronavirus-(ncov)-infection-is-suspected) (accessed Jan 30, 2020)
4. Chen N, Zhou M, Dong X, Qu J, Gong F, Han Y, et al.; Epidemiological and Clinical Characteristics of 99 Cases of 2019-Novel Coronavirus (2019-nCoV) Pneumonia in Wuhan, China. *Lancet* 2020; Published online Jan 30,2020.[https://doi.org/10.1016/S0140-6736\(20\)30211-7](https://doi.org/10.1016/S0140-6736(20)30211-7)
5. Lu R, Zhao X, Li J, Niu P, Yang B, Wu H, et al.; Genomic characterization and epidemiology of 2019 novel coronavirus: implications for virus origins and receptor binding. *Lancet* 2020. Published online January 29, 2020. [https://doi.org/10.1016/S0140-6736\(20\)30251-8](https://doi.org/10.1016/S0140-6736(20)30251-8)
6. Leung GM, Ho LM, Chan SK, Ho SY, Bacon-Shone J, Choy RY, et al.; Longitudinal assessment of community psychobehavioral responses during and after the 2003 outbreak of severe acute respiratory syndrome in Hong Kong. *Clin*

Infect Dis 2005; 40: 1713-20.

<https://academic.oup.com/cid/article/40/12/1713/312369>

7. Vaughan E, Tinker T. Effective health risk communication about pandemic influenza for vulnerable populations. *Am J Public Health* 2009; 99: S324-32. <https://doi.org/10.2105/ajph.2009.162537>
8. Vinck P, Pham PN, Bindu KK, Bedford J, Nilles EJ. Institutional trust and misinformation in the response to the 2018–19 Ebola outbreak in North Kivu, DR Congo: a population-based survey. *Lancet Infect Dis* 2019; 19:529-36. [https://doi.org/10.1016/s1473-3099\(19\)30063-5](https://doi.org/10.1016/s1473-3099(19)30063-5)
9. World Health Organization. Statement on the second meeting of the International Health Regulations (2005) Emergency Committee regarding the outbreak of novel coronavirus (2019-nCoV). Jan 30, 2020. [https://www.who.int/news-room/detail/30-01-2020-statement-on-the-second-meeting-of-the-international-health-regulations-\(2005\)-emergency-committee-regarding-the-outbreak-of-novel-coronavirus-\(2019-ncov\)](https://www.who.int/news-room/detail/30-01-2020-statement-on-the-second-meeting-of-the-international-health-regulations-(2005)-emergency-committee-regarding-the-outbreak-of-novel-coronavirus-(2019-ncov)) (accessed 31 January, 2020).
10. Hosmer Jr DW, Lemeshow S, Sturdivant RX. Applied logistic regression. John Wiley & Sons; 2013.
11. Kutalek R, Wang S, Fallah M, Wesseh CS, Gilbert J. Ebola interventions: listen to communities. *Lancet Glob Health* 2015; 3:e131. [https://doi.org/10.1016/S2214-109X\(15\)70010-0](https://doi.org/10.1016/S2214-109X(15)70010-0)
12. Meredith LS, Eisenman DP, Rhodes H, Ryan G, Long A. Trust influences response to public health messages during a bioterrorist event. *J Health Commun* 2007; 12: 217-32. <https://doi.org/10.1080/10810730701265978>.
13. Centers for Disease Control and Prevention. Influenza (Flu). Guidance: Use of mask to control Influenza transmission. March 5, 2019.

<https://www.cdc.gov/flu/professionals/infectioncontrol/maskguidance.htm>

(accessed 1 Feb 2020).

Table 1. Demographic characteristics and factors associated with preventive behaviors (N=4245)

| Covariates | Frequency (%) | Univariate analysis | | | Multivariable analysis* |
|----------------------------------------|---------------|----------------------------|---------------------------|----------|-------------------------------|
| | | Preventive behavior score | | | Preventive behavior score |
| | | Score 27-28 (n=2321) | Score 7-26 (n=1924) | <i>P</i> | 27-28 vs 7-26 OR (95% CI) |
| Demographic characteristics | | | | | |
| Age group (years) | | | | | |
| 18-25 | 782 (18.4) | 380 (48.6) | 402 (51.4) | p<0.001 | 1.17 (0.93-1.48) |
| 26-35 | 1515 (35.7) | 893 (58.9) | 622 (41.1) | | 1.54 (1.29-1.83) [§] |
| 36-45 | 953 (22.4) | 532 (55.8) | 421 (44.2) | | 1.22 (1.01-1.48) [†] |
| >45 | 995 (23.4) | 516 (51.9) | 479 (48.1) | | Reference |
| Gender | | | | | |
| Male | 1754 (41.3) | 975 (55.6) | 779 (44.4) | 0.332 | |
| Female | 2491 (58.7) | 1346 (54.0) | 1145 (46.0) | | |
| Highest education level | | | | | |
| Middle school and below | 380 (9.0) | 215 (56.6) | 165 (43.4) | p<0.001 | Reference |
| High school/Technical secondary school | 783 (18.4) | 472 (60.3) | 311 (39.7) | | 1.21 (0.94-1.57) |
| Junior college/vocational college | 1117 (26.3) | 626 (56.0) | 491 (44.0) | | 1.05 (0.82-1.35) |
| Bachelor/master degree and above | 1965 (46.3) | 1008 (51.3) | 957 (48.7) | | 0.94 (0.74-1.21) |
| Occupation | | | | | |
| Government staff/civil servants | 1324 (31.2) | 681 (51.4) | 643 (48.6) | p<0.001 | 1.12 (0.84-1.51) |
| Ordinary worker | 1260 (29.7) | 768 (61.0) | 492 (39.0) | | 1.54 (1.13-2.09) [‡] |
| Business/ Service personnel | 823 (19.4) | 455 (55.3) | 368 (44.7) | | 1.24 (0.91-1.69) |
| Housewife/ Retiree | 504 (11.9) | 266 (52.8) | 238 (47.2) | | 1.18 (0.84-1.67) |
| Student | 334 (7.9) | 151 (45.2) | 183 (54.8) | | Reference |
| Current location | | | | | |
| Wuhan | 2855 (67.3) | 1562 (54.7) | 1293 (45.3) | 0.948 | |
| Others | 1390 (32.7) | 759 (54.6) | 631 (45.4) | | |

(Table 1 continues on next page)

| Covariates | Frequency (%) | Univariate analysis | | | Multivariable analysis* |
|--------------------------------------------------------------------------------------|---------------|----------------------------|---------------------------|----------|-------------------------------|
| | | Preventive behavior score | | | Preventive behavior score |
| | | Score 27-28 (n=2321) | Score 7-26 (n=1924) | <i>P</i> | 27-28 vs 7-26 OR (95% CI) |
| (Continued from previous page) | | | | | |
| Quarantine status | | | | | |
| Yes | 3974 (93.6) | 2233 (56.2) | 1741 (43.8) | p<0.001 | 2.35 (1.80-3.08) [§] |
| No | 271 (6.4) | 88 (32.5) | 183 (67.5) | | Reference |
| Institutional trust | | | | | |
| Total score of institutional trust in information provision and preventive behaviors | | | | | |
| Score 0-21 | 2037 (48.0) | 895 (43.9) | 1142 (56.1) | p<0.001 | Reference |
| Score 21-24 | 2208 (52.0) | 1426 (64.6) | 782 (35.4) | | 2.23 (1.96-2.53) [§] |

OR: Odds ratio; CI: Confidence interval

*Hosmer & Lemeshow test, chi-square:11.999, p-value: 0.151; Nagelkerke R²: 0.086

†p<0.05, ‡p<0.01, §p<0.001

Table 2. Factors associated with treatment-seeking in the hospital (N=4245)

| Covariates | Frequency (%) | Univariate analysis | | | Multivariable analysis* |
|----------------------------------------|---------------|-------------------------------|---------------|----------|--------------------------------------------|
| | | Treatment-seeking in hospital | | <i>P</i> | Treatment seeking in hospital Yes vs No |
| | | Yes (n=3640) | No (n=605) | | OR (95% CI) |
| Demographic characteristics | | | | | |
| Age group (years) | | | | | |
| 18-25 | 782 (18.4) | 655 (83.8) | 127 (16.2) | 0.271 | |
| 26-35 | 1515 (35.7) | 1297 (85.6) | 218 (14.4) | | |
| 36-45 | 953 (22.4) | 824 (86.5) | 129 (13.5) | | |
| >45 | 995 (23.4) | 864 (86.8) | 131 (13.2) | | |
| Gender | | | | | |
| Male | 1754 (41.3) | 1549 (88.3) | 205 (11.7) | p<0.001 | 1.01 (0.89-1.15) |
| Female | 2491 (58.7) | 2091 (83.9) | 400 (16.1) | | Reference |
| Highest education level | | | | | |
| Middle school and below | 380 (9.0) | 340 (89.5) | 40 (10.5) | p<0.001 | Reference |
| High school/Technical secondary school | 783 (18.4) | 709 (90.5) | 74 (9.5) | | 1.22 (0.94-1.58) |
| Junior college/vocational college | 1117 (26.3) | 977 (87.5) | 140 (12.5) | | 1.12 (0.87-1.43) |
| Bachelor/master degree and above | 1965 (46.3) | 1614 (82.1) | 351 (17.9) | | 1.04 (0.81-1.32) |
| Occupation | | | | | |
| Government staff/civil servants | 1324 (31.2) | 1105 (83.5) | 219 (16.5) | 0.002 | 1.18 (0.92-1.52) |
| Ordinary worker | 1260 (29.7) | 1110 (88.1) | 150 (11.9) | | 1.66 (1.28-2.16) [‡] |
| Business/ Service personnel | 823 (19.4) | 718 (87.2) | 105 (12.8) | | 1.38 (1.06-1.81) [†] |
| Housewife/ Retiree | 504 (11.9) | 434 (86.1) | 70 (13.9) | | 1.19 (0.88-1.61) |
| Student | 334 (7.9) | 273 (81.7) | 61 (18.3) | | Reference |
| Current location | | | | | |
| Wuhan | 2855 (67.3) | 2380 (83.4) | 475 (16.6) | p<0.001 | Reference |
| Others | 1390 (32.7) | 1260 (90.6) | 130 (9.4) | | 0.94 (0.82-1.08) |
| Quarantine status | | | | | |

(Table 2 continues on next page)

| Covariates | Frequency (%) | Univariate analysis | | | Multivariable analysis* |
|--------------------------------------------------------------------------------------|---------------|-------------------------------|---------------|----------|--------------------------------------------|
| | | Treatment-seeking in hospital | | | Treatment seeking in hospital Yes vs No |
| | | Yes (n=3640) | No (n=605) | <i>P</i> | OR (95% CI) |
| (Continued from previous page) | | | | | |
| Yes | 3974 (93.6) | 3424 (86.2) | 550 (13.8) | 0.005 | 2.36 (1.80-3.09) [‡] |
| No | 271 (6.4) | 216 (79.7) | 55 (20.3) | | Reference |
| Institutional trust | | | | | |
| Total score of institutional trust in information provision and preventive behaviors | | | | | |
| Score 0-21 | 2037 (48.0) | 1604 (78.7) | 433 (21.3) | p<0.001 | Reference |
| Score 21-24 | 2208 (52.0) | 2036 (92.2) | 172 (7.8) | | 2.20 (1.94-2.49) [‡] |

OR: Odds ratio; CI: Confidence interval

*Hosmer & Lemeshow test, chi-square:2.231, p-value: 0.973; Nagelkerke R² : 0.079

†p<0.05, ‡p<0.001

Figure Legends

Figure 1. Institutional trust for information provision and preventive instruction (N=4245)

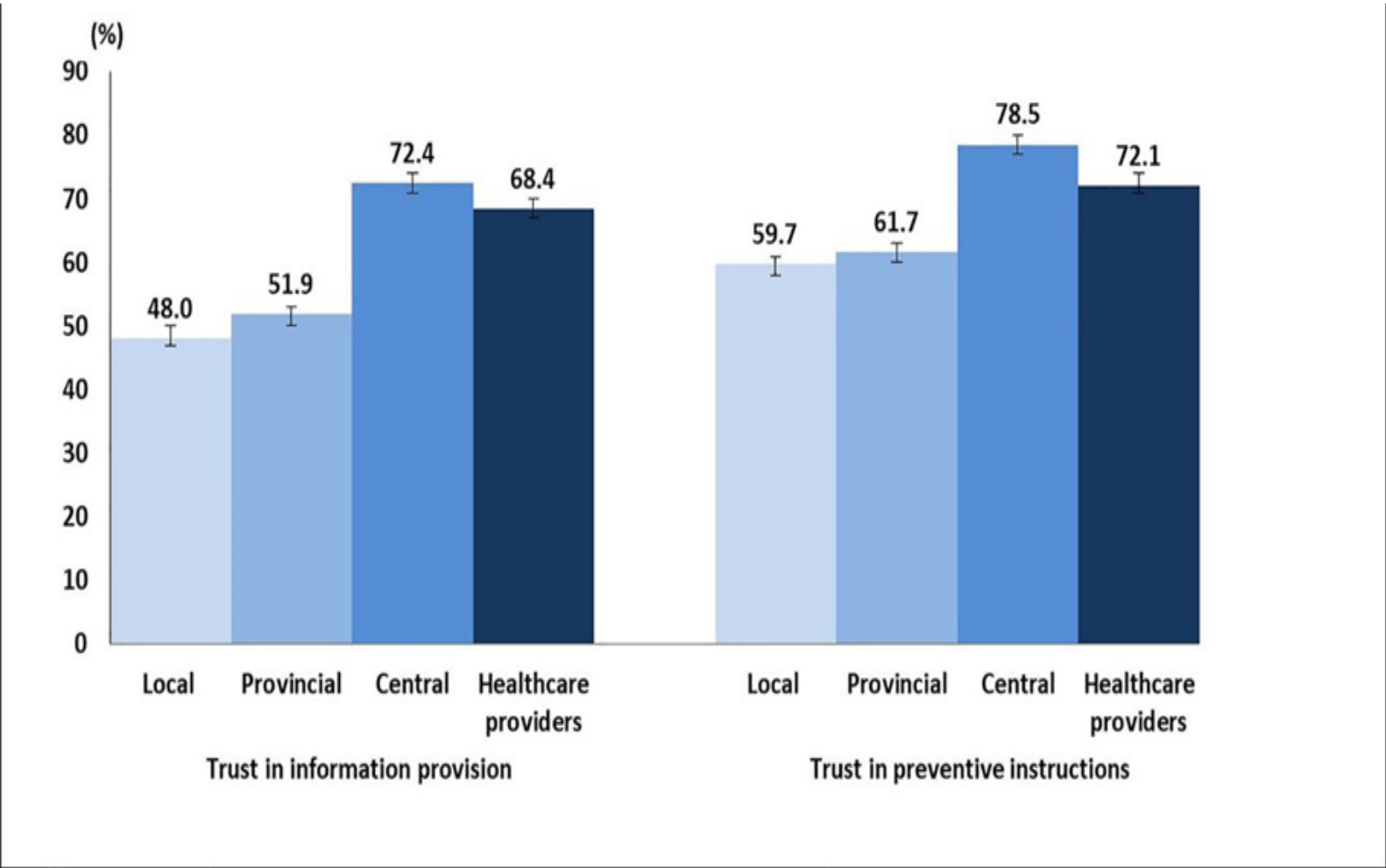


Figure 2. Proportion of Frequent responses for preventive behaviours (N=4245)

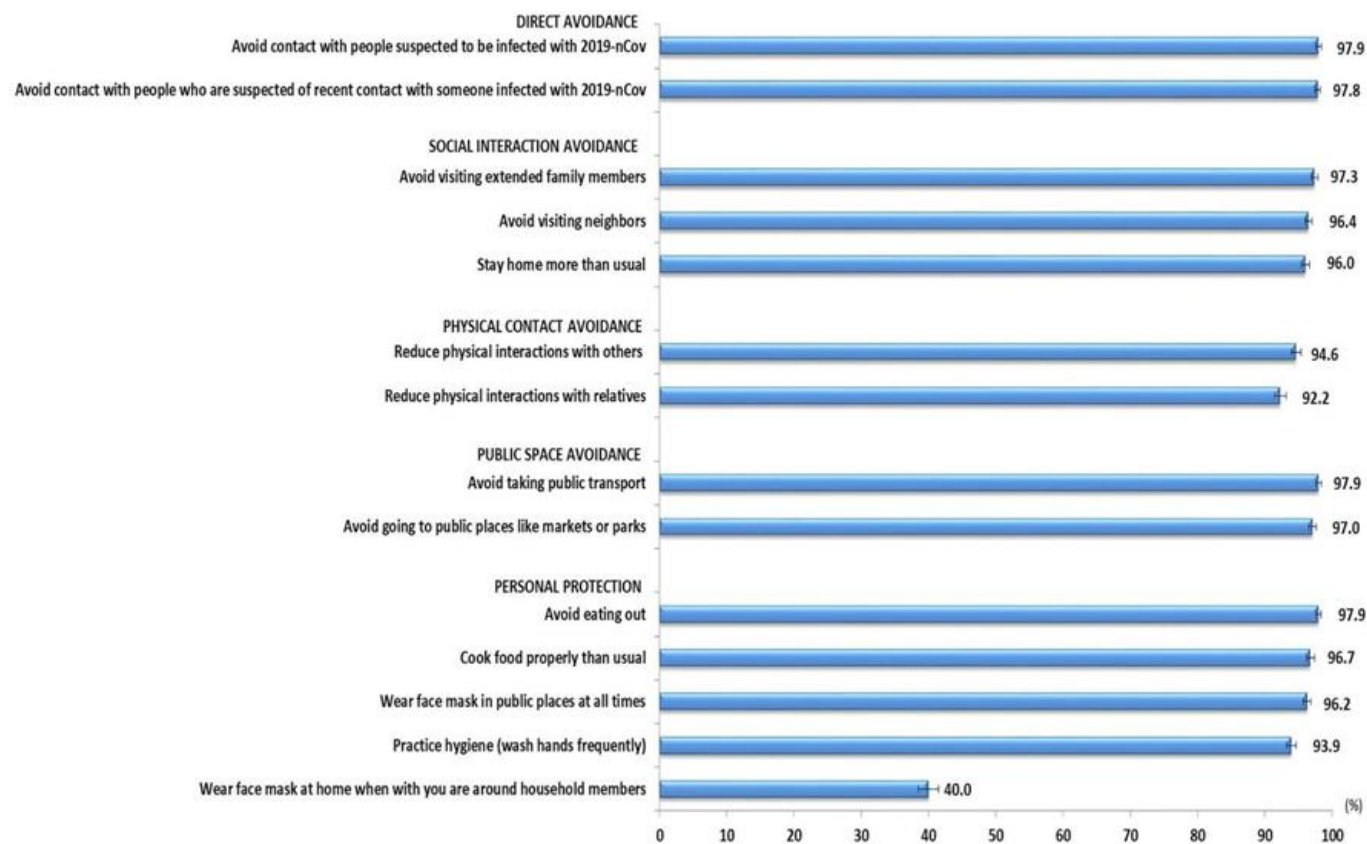
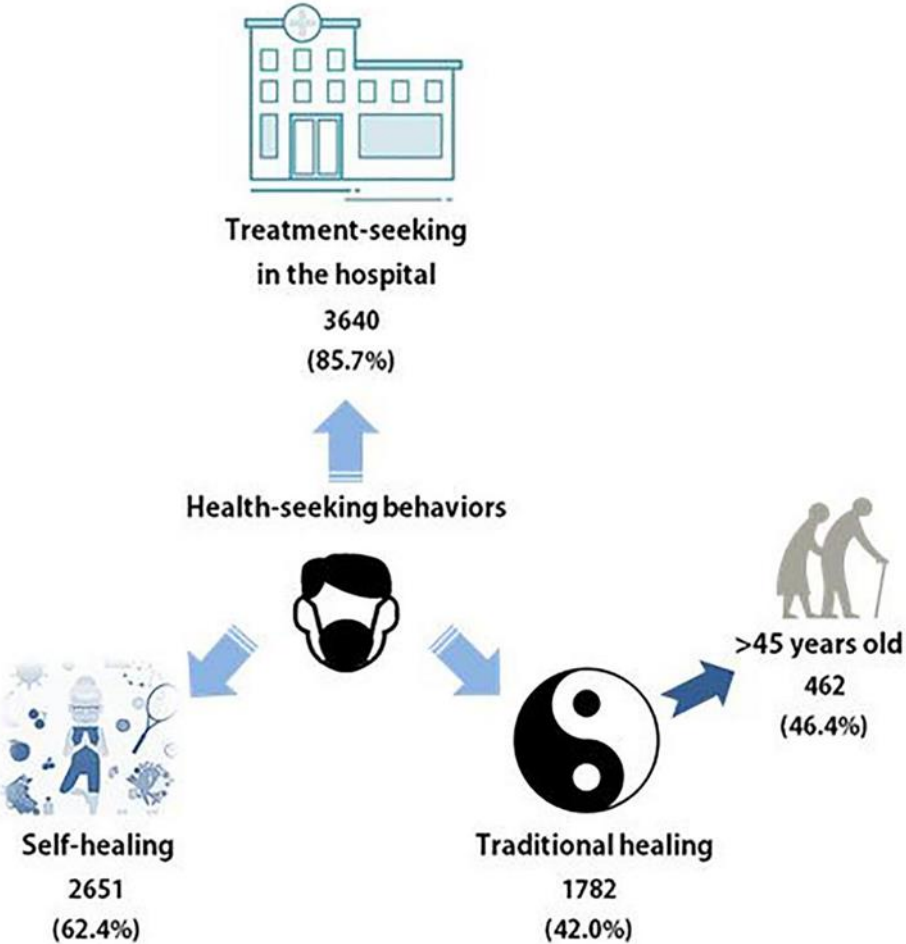


Figure 3. Treatment-seeking behaviors (N=4245)



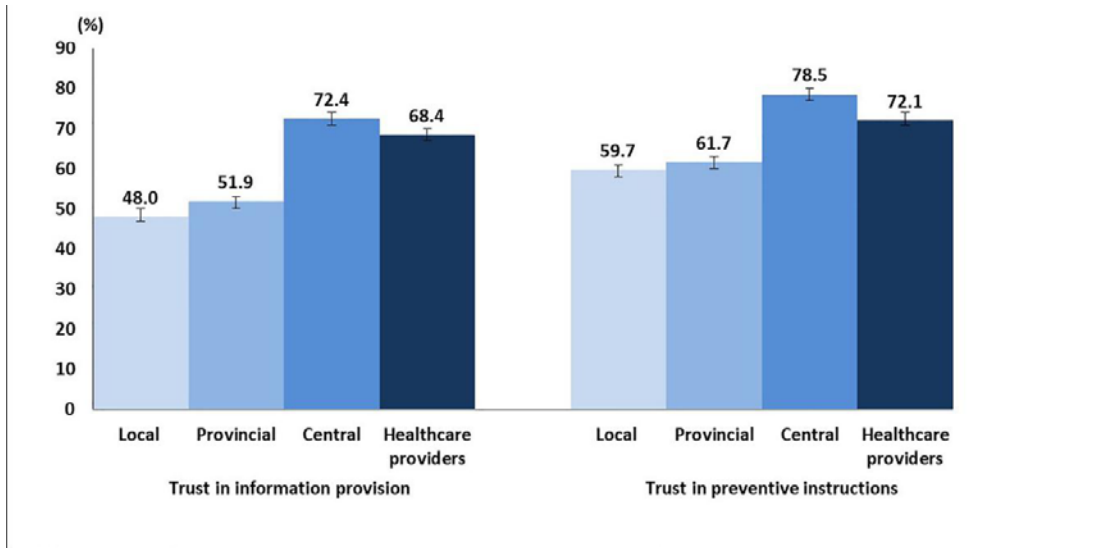


Figure 1. Institutional trust for information provision and preventive instruction (N=4245)

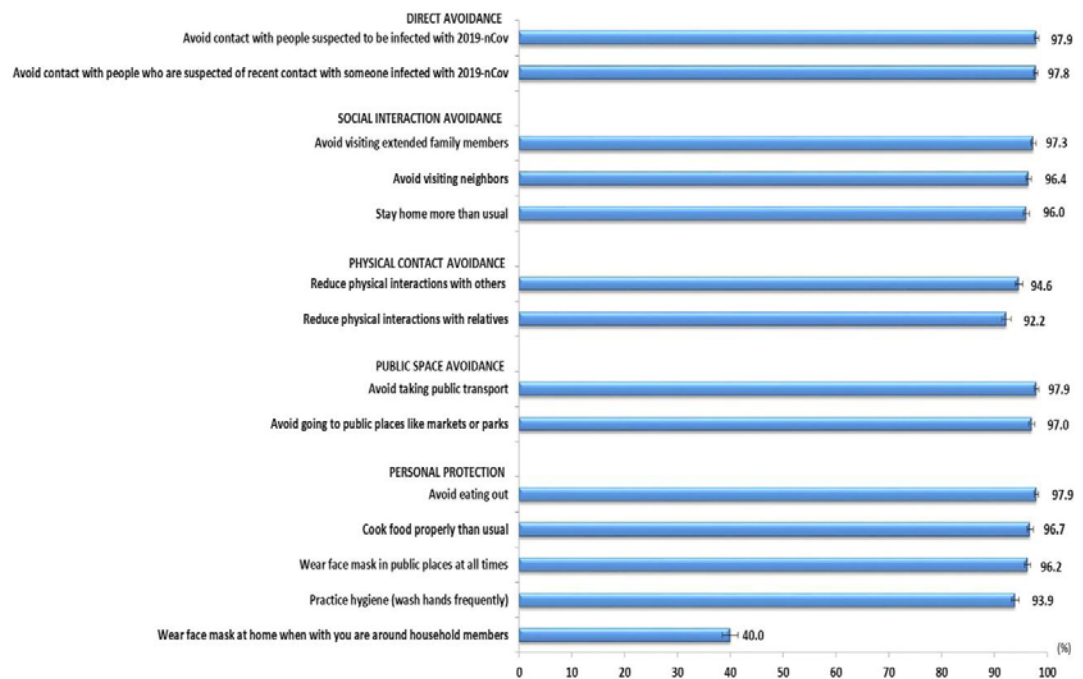


Figure 2. Proportion of Frequent responses for preventive behaviours (N=4245)

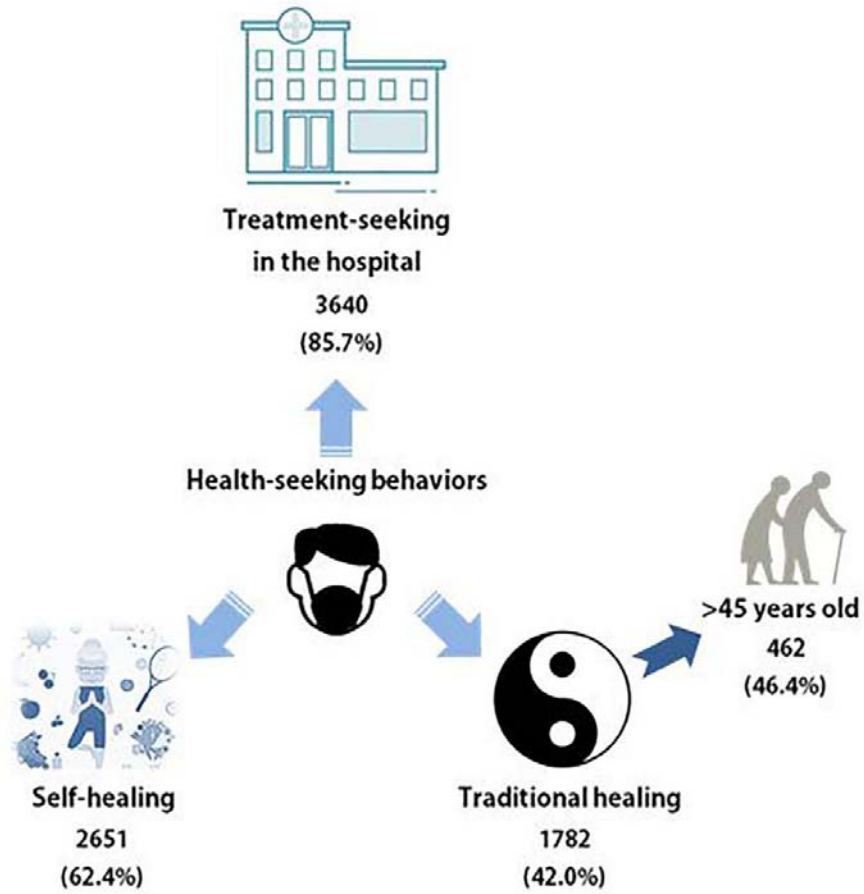


Figure 3. Treatment-seeking behaviors (N=4245)