

MODEL 3200 WING FOLD PLANTER PARTS MANUAL

M0241-02

Rev. 5/14

This manual applies to:

Model: 3200 Wing Fold Planters
Serial Number: 680370 to 2014 Production (Mechanical)
680671 to 2014 Production (EdgeVac)

Record the model number and serial number of your planter along with date purchased:

Serial Number _____

Date Purchased _____

Information in this manual was current at time of printing. However, due to Kinze's ongoing product improvement, production changes may cause your machine to appear slightly different in detail. Kinze Manufacturing, Inc. reserves the right to change specifications or design without notice and without incurring obligation to install the same on machines previously manufactured.

Right hand (R.H.) and left hand (L.H.), as used throughout this manual, are determined by facing in the direction the machine will travel when in use, unless otherwise stated.

ROW UNIT

Shank Assembly, Seed Tube, and Depth Adjustment P1

Parallel Arms, Mounting Support Plate, and Quick Adjustable Down Force Springs P3

Ag Leader Electric Clutch P5

15" Seed Opener Disc Blade/Bearing Assembly, and Scrapers P7

Gauge Wheels P9

Covering Discs/Single Press Wheel. P11

"V" Closing Wheels P13

Drag Closing Attachment. P15

Hopper Support and Meter Drive. P17

Seed Hopper and Lid. P19

Finger Pickup Seed Meter P21

Brush-Type Seed Meter. P23

EdgeVac Seed Meter. P25

Granular Chemical Hopper and Hopper Panel Extension P27

Granular Chemical Meter and Meter Drive P29

Granular Chemical Banding Options P31

Spring Tooth Incorporator P33

Row Unit Mounted No Till Coulter P34

Row Unit Mounted Bed Leveler P35

Row Unit Mounted Disc Furrower P37

Row Unit Mounted Residue Wheel P39

Coulter Mounted Residue Wheels P41

Frame Mounted Coulter W/Residue Wheels P43

EDGEVAC SYSTEM

Digital Vacuum Gauge, Analog Vacuum Gauge, and Vacuum Fan Assembly P45

Vacuum Fan Hydraulic Components P47

Vacuum Fan Hydraulic Motor Assembly P48

Optional Flow Control Needle Valve Kit P48

Vacuum Fan Motor Valve Block Assembly (Located Below Vacuum Fan Motor Assembly) P49

Vacuum Fan Mounting Brackets and Distribution Hoses P51

BASE MACHINE

Hitch and Safety Chain P53

Frame/Manifold Assembly P55

Hydraulic Wing Fold. P57

Transport and Ground Drive Wheel Assembly (Prior to 2012 Production) P59

Transport and Ground Drive Wheel Assembly (2012 Production and on) P61

Contact Wheel and Arm Assembly P63

Point Row Clutch P67

Point Row Clutch Electrical Components P69

Two-Speed Point Row Clutch. P71

Two-Speed Point Row Clutch Electrical Components P73

Two-Speed Point Row Clutch Drive P75

Seed Rate Transmission Assembly and Driveline P79

Row Marker Assembly P83

Row Marker Spindle/Hub/Blade. P85

HYDRAULICS

Master Lift Cylinder P87

Slave Lift Cylinder P87

Assist Cylinder P88

Row Marker (Cushion) Cylinder. P89

Hydraulic Wing Fold Cylinder. P90

Row Marker Sequencing/Flow Control Valve P91

Hydraulic Wing Fold Selector Valve P92

Hydraulic System. P93

ELECTRONICS

Electrical Components. P95

KPM I Electronic Seed Monitor P97

KPM II Stack-Mode Electronic Seed Monitor. P99

KPM III Electronic Seed Monitor P103

Planter Monitor Module (PMM) P107

ISOBUS Electric Clutch Package P109

Ag Leader Electric Clutch Package P111

ISOBUS Retrofit Cabling Package - Integra P113

FERTILIZER

Double Disc Fertilizer Opener P115

Notched Single Disc Fertilizer Opener. P119

Depth/Gauge Wheel Attachment for Notched Single Disc Fertilizer Opener P123

Liquid Fertilizer Tanks, Saddles, Saddle Mounts, and Hoses P125

Liquid Fertilizer Piston Pump Drive P127

Liquid Fertilizer Flow Divider Mount and Hoses. P131

Liquid Fertilizer Piston Pump Flow Divider P133

Liquid Fertilizer Piston Pump (Crankcase Assembly) Uses 18 Tooth Sprocket. P135

Liquid Fertilizer Piston Pump (Cylinder Assembly) Uses 18 Tooth Sprocket. P137

Liquid Fertilizer Piston Pump (Uses 18 Tooth Sprocket) P139

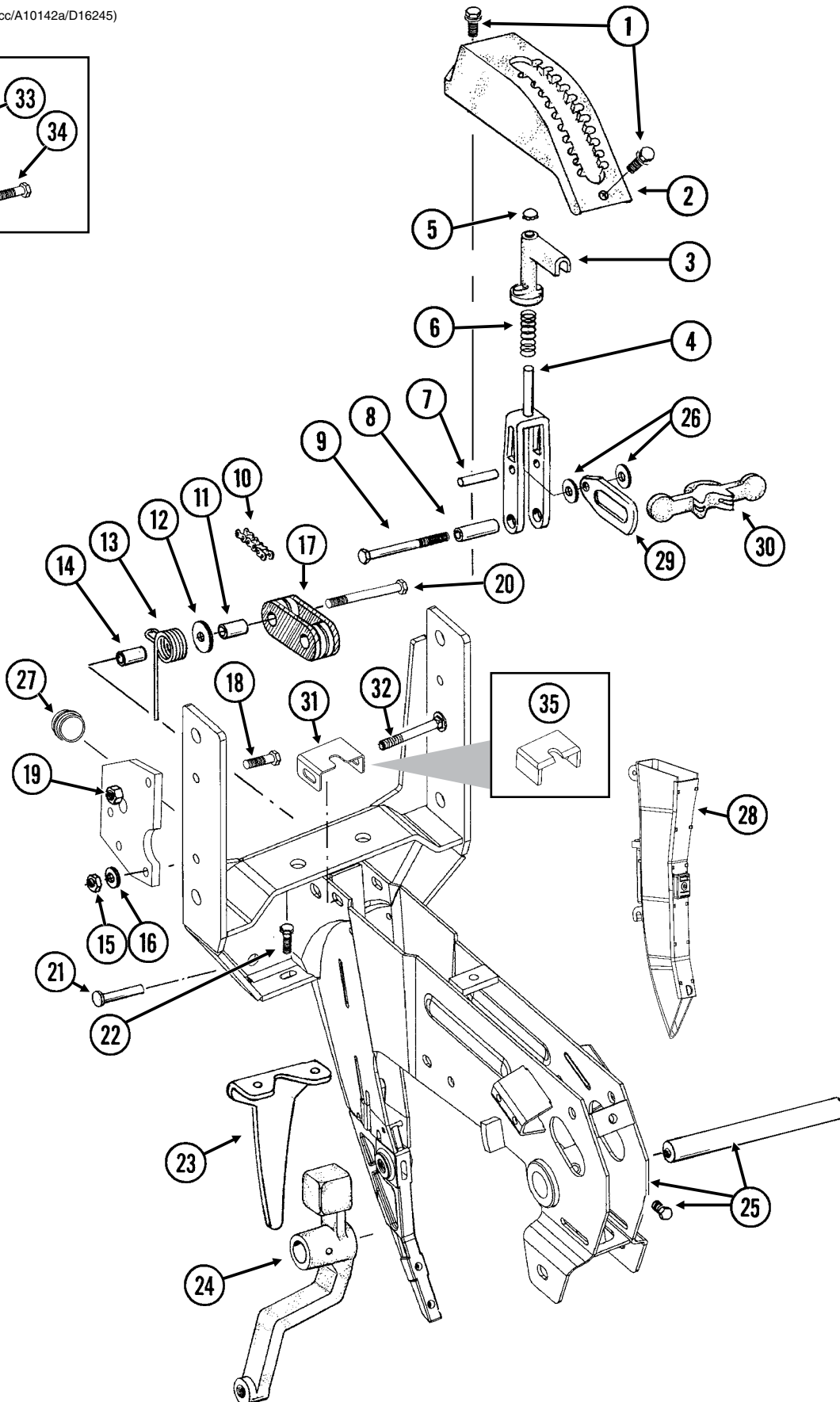
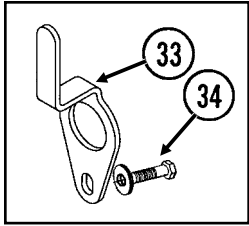
MISCELLANEOUS

Decals, Paint, and Miscellaneous P141

Numerical Index. P152

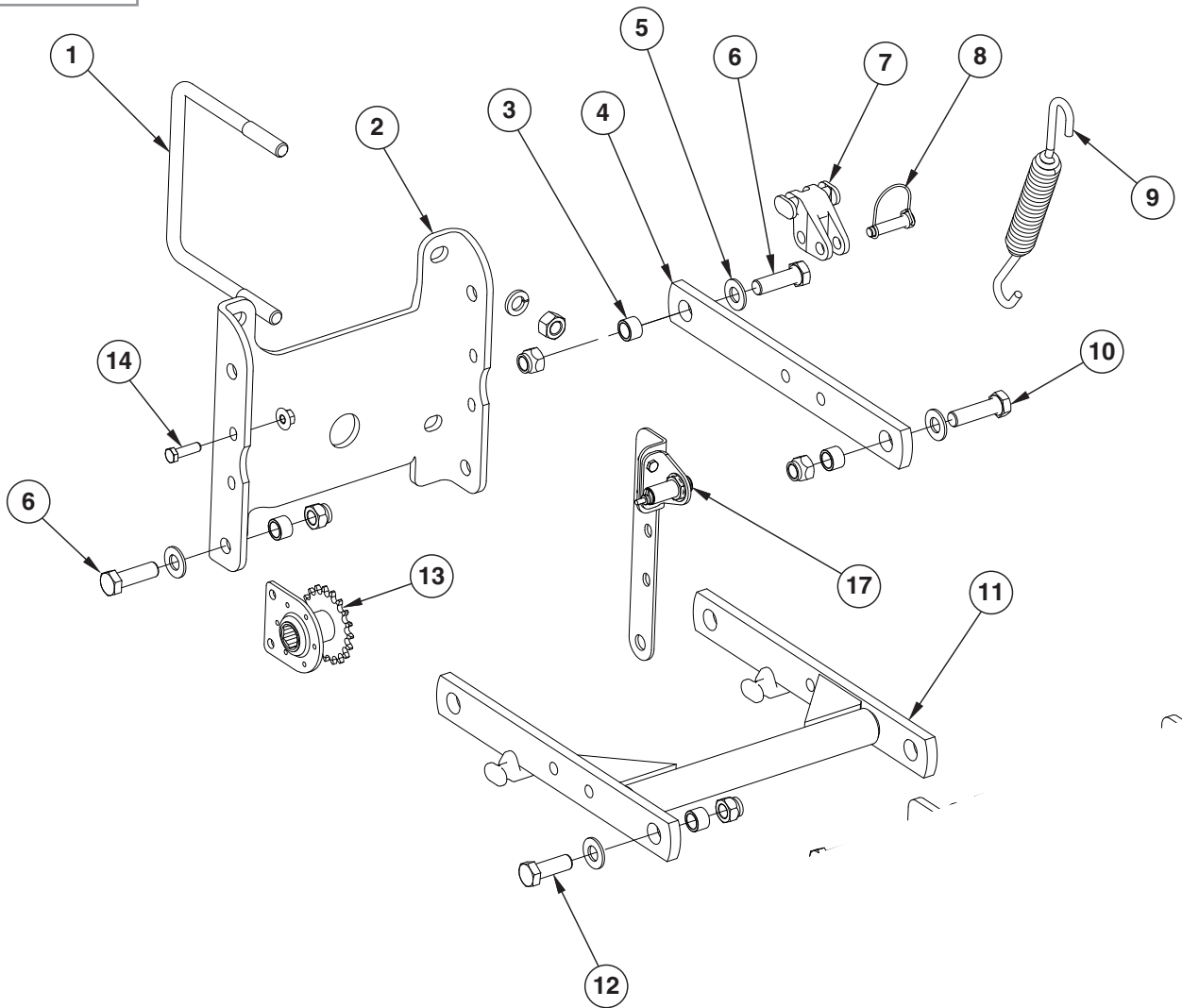
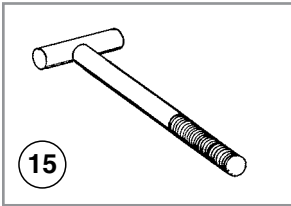
This page left blank intentionally.

(D17014/METR29cc/A10142a/D16245)



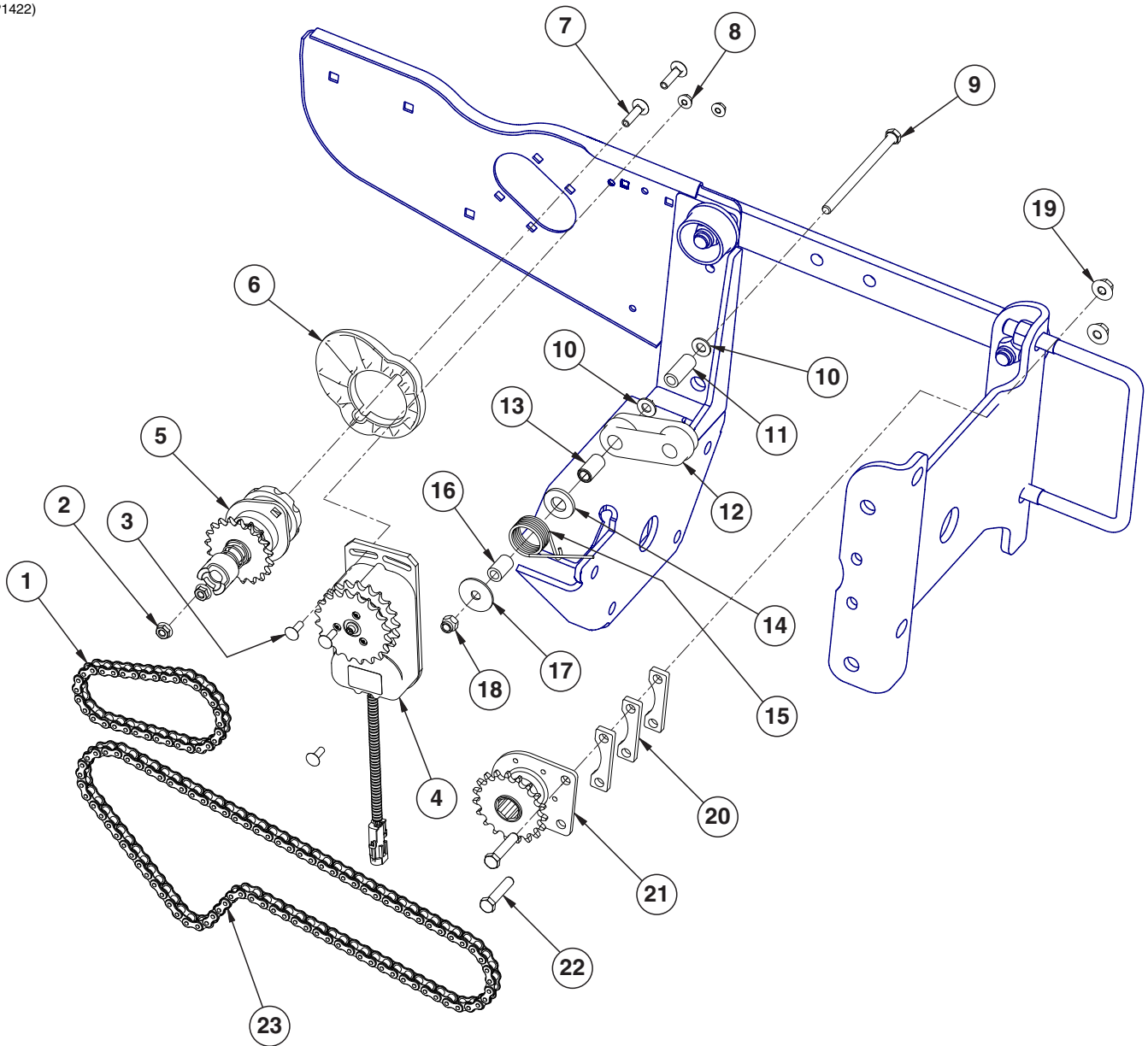
ITEM	PART NO.	QTY. (Per Row)	DESCRIPTION
1	G11015	2	Hex Washer Head Cap Screw, 3/8"-16 x 1 1/4"
2	GB0274	1	Cover, Depth Adjustment
3	GB0266	1	Handle, Depth Adjustment
4	GB0267	1	Lever, Depth Adjustment
5	GD3612	1	Cap Plug
6	GD10993	1	Spring
7	GD13361	1	Pin, 3/8" x 1 1/8"
8	GD11259	1	Sleeve, 3/8" I.D. x 5/8" O.D. x 1 25/32" Long
9	G11592	1	Hex Head Cap Screw, 3/8"-24 x 2 3/4", Grade 8
	G11591	1	Nylon Lock Nut, 3/8"-24, Grade C
10	G3303-98	1	Chain, No. 41, 98 Pitch Including Connector Link (Mechanical)
	G3303-108	1	Chain, No. 41, 108 Pitch Including Connector Link (EdgeVac)
	G3303-16	1	Chain, No. 41, 16 Pitch Including Connector Link (Used W/Row Unit Extension Brackets)
	GR0196	1	Connector Link, No. 41
11	GD1026	1	Sleeve, 1 3/16" Long
12	G10201	1	Special Washer, 3/8" x 1 1/2" O.D.
13	GD1065	1	Idler Spring
14	GD7318	1	Sleeve, 1" Long
15	G10108	1	Lock Nut, 3/8"-16
16	G11387	1	Flat Washer, 3/8" SAE
17	GD11962	1	Idler
18	G10003	3	Hex Head Cap Screw, 3/8"-16 x 1 1/2"
	G10108	3	Lock Nut, 3/8"-16
19	GD24545	2	Stop
20	G10326	1	Hex Head Cap Screw, 3/8"-16 x 3/4"
21	G10551	1	Clevis Pin, 1/4" x 2 1/2"
	G10669	1	Hair Pin Clip, No. 22
22	G10312	2	Carriage Bolt, 5/16"-18 x 3/4"
	G10620	2	Serrated Flange Nut, 5/16"-18
23	GD1033	1	Shield
24	---	-	See "Gauge Wheels" on page P9
25	GA10157	1	Shank W/Gauge Wheel Pivot Spindle And Set Screw
	GD11001	-	Spindle
	G10438	-	Hex Head Cap Screw, 1/2"-13 x 3/4"
26	G10207	2	Washer, 7/8" O.D. x 1 3/32" I.D. x .134" (If Applicable)
27	GD11845	1	Dust Cap
28	---	-	See "KPM I Electronic Seed Monitor" on page P97 See "KPM II Stack-Mode Electronic Seed Monitor" on page P99 See "KPM III Electronic Seed Monitor" on page P103
29	GB0285	1	Collar, Depth Adjustment
30	GB0265	1	Pivot Link, Depth Adjustment
31	GD15970	1	Sun Shade
32	G10304	1	Carriage Bolt, 3/8"-16 x 3"
	G10108	1	Lock Nut, 3/8"-16
33	GD17014	1	Hose Protector
34	G10047	1	Hex Head Cap Screw, 3/8"-16 x 1 3/4"
	G11387	2-3	Flat Washer, 3/8" SAE
	G10108	1	Lock Nut, 3/8"-16
35	GD16245	-	Sun Shade (Rubber)

(IP1277/RU78b)



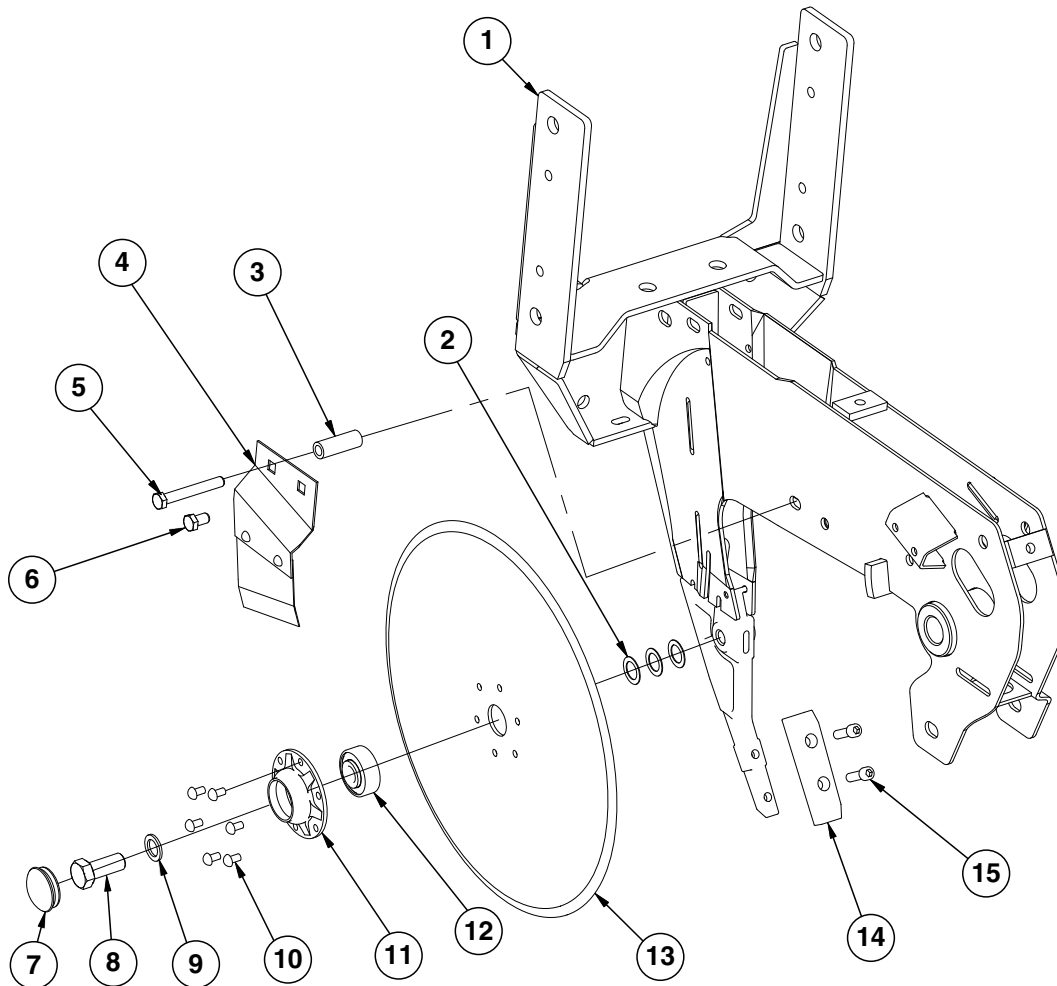
ITEM	PART NO.	QTY. (Per Row)	DESCRIPTION
1	GD1114	2	U-Bolt, 7" x 7" x 5/8"-11
	G10230	4	Lock Washer, 5/8"
	G10104	4	Hex Nut, 5/8"-11
2	GD10036	1	Mounting Support Plate
3	GB0218	8	Bushing, 2 1/32" I.D. x 7/8" O.D. x 1 9/32" Long
4	GD11422	2	Upper Parallel Arm
5	G11391	8	Flat Washer, 5/8" SAE
6	G10732	4	Hex Head Cap Screw, 5/8"-18 x 2"
	G11514	4	Lock Nut, 5/8"-18
7	GB0186	2	Spring Anchor
8	GD14217	2	Tab Lock Pin, 7/16" x 1 1/2"
9	GD8249	4	Standard Spring
	GD21337		Heavy Duty Down Pressure Spring
10	G10752	2	Hex Head Cap Screw, 5/8"-18 x 2 1/4"
	G11514	2	Lock Nut, 5/8"-18
11	GA5651	1	Lower Parallel Arm
12	G10751	2	Hex Head Cap Screw, 5/8"-18 x 1 3/4"
	G11514	2	Lock Nut, 5/8"-18
13	GA1720	1	Bearing/Sprocket, 7/8" Hex Bore
14	G10004	2	Hex Head Cap Screw, 3/8"-16 x 1 1/4"
	G11091	2	Serrated Flange Nut, 3/8"-16
15	GA8140	-	T-Bolt, 5/8"-11 x 7"
	G10230	-	Lock Washer, 5/8"
	G10104	-	Hex Nut, 5/8"-11
16	---	-	---
17	GA16830	1	Sensor
	GA16868	1	Implement Switch Adapter Cable
	GD24352	1	Sensor Bracket
	GD24126	1	Implement Switch Bracket, Long
	G11491	2	Washer
	G10110	2	Lock Nut, 1/4"-20, Grade B
	G11385	2	Flat Washer, 1/4" SAE
G10023	2	Hex Head Cap Screw, 1/4"-20 x 3/4"	
A	G6326X	-	U-Bolt Package For 7" x 7" Toolbar, Includes: (2) GD1114, (4) G10230, (4) G10104
B	G1K528	-	Implement Switch Kit, Includes: (1)A16868, (1)A16829, and (1)IS826

(IP1422)



ITEM	PART NO.	QTY. (Per Row)	DESCRIPTION
1	G3303-34	1	Chain, No. 41, 34 Pitch Including Connector Link
2	G10620	2	Serrated Flange Nut, 5/16"-18
3	G10310	3	Carriage Bolt, 1/4"-20 x 3/4", Grade 2
4	GA16374	1	Electric Clutch
5	GA10151	1	Meter Drive Assembly Complete, 11/19 Tooth
6	GB0331	1	Clutch Adapter Plate
7	G10338	2	Carriage Bolt, 5/16"-18 x 1 1/4"
8	G10621	3	Serrated Flange Nut, 1/4"-20
9	G10687	1	Hex Head Cap Screw, 3/8"-16 x 5 1/2"
10	G11387	2	Flat Washer, 3/8" SAE
11	GD23773	1	Chain Idler Spacer
12	GD11962	1	Idler
13	GD1026	1	Sleeve, 1 3/16" Long
14	G11391	1	Flat Washer, 5/8" SAE
15	GD1065	1	Idler Spring
16	GD7318	1	Sleeve, 1" Long
17	G10201	1	Special Washer, 3/8" x 1 1/2" O.D.
18	G10901	1	Lock Nut, 3/8"-16
19	G11091	3	Serrated Flange Nut, 3/8"-16
20	GD23774	3	Spacer
21	GA1720	1	Bearing/Sprocket, 7/8" Hex Bore
22	G10047	2	Hex Head Cap Screw, 3/8"-16 x 1 3/4"
23	G3303-88	1	Chain, No. 41, 88 Pitch Including Connector Link

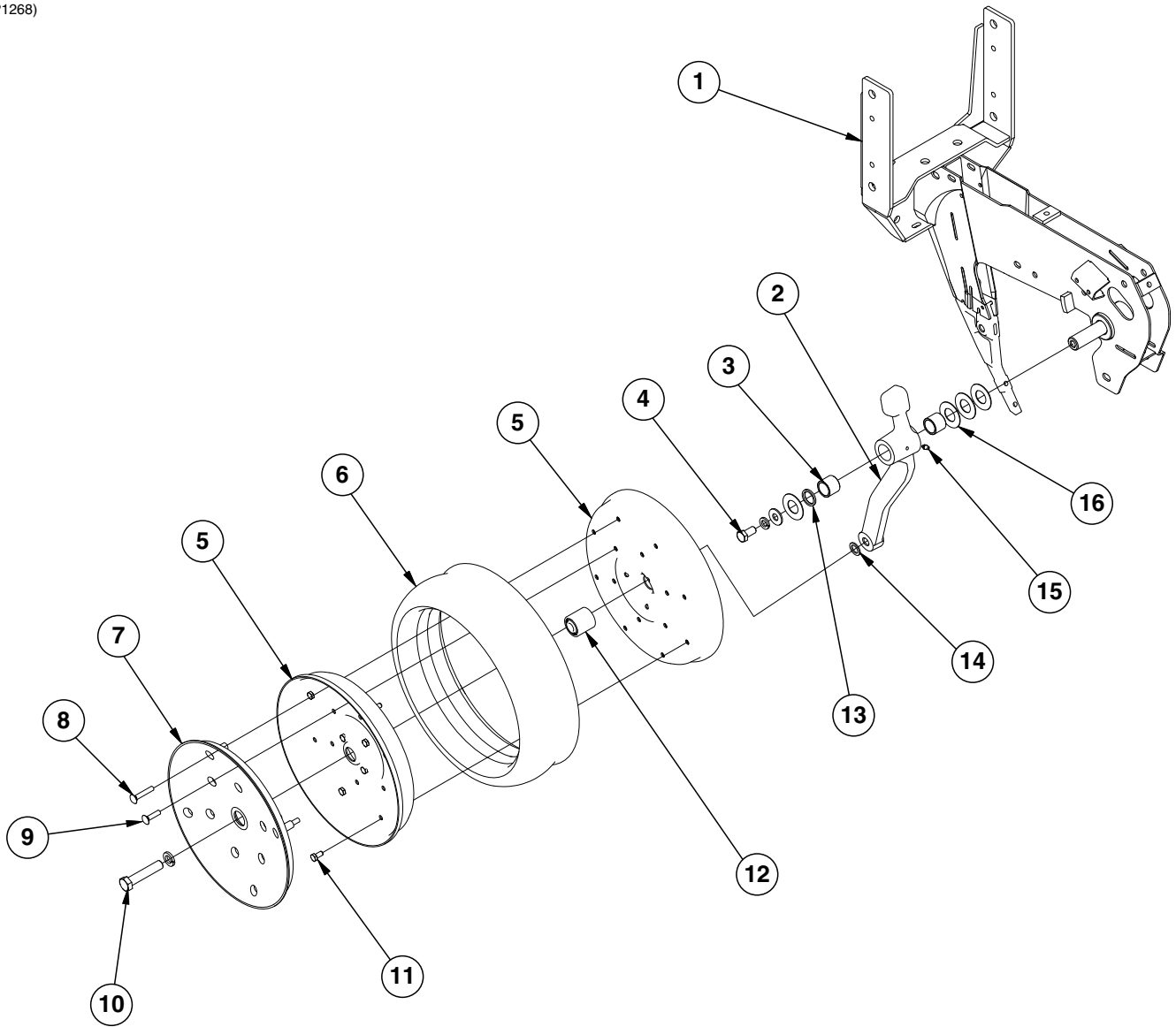
(IP1272)



ITEM	PART NO.	QTY. (Per Row)	DESCRIPTION
1	---	-	See "Shank Assembly, Seed Tube, and Depth Adjustment" on page P1
2	G10213	-	Machine Bushing, 5/8" (.030" Thick)(As Required)
3	GD11259	1	Sleeve, 3/8" I.D. x 5/8" O.D. x 1 ²⁵ / ₃₂ " Long
4	GA2012R GA2012L	1 -	Disc Scraper, R.H. Disc Scraper, L.H. (Shown)
5	G10325 G10622	1 1	Hex Head Cap Screw, 3/8"-16 x 2 ³ / ₄ " Serrated Flange Nut, 3/8"-16
6	G10328 G10622	2 1	Hex Head Cap Screw, 3/8"-16 x 5/8" Serrated Flange Nut, 3/8"-16
7	GD11845	2	Dust Cap
8	GD11017	1	Special Hex Head Cap Screw, 5/8"-11 x 1 ¹ / ₂ ", L.H. Threads
9	G10204	2	Special Machine Bushing, 5/8" x 1" O.D.
10	G10427	12	Rivet, 1/4" x 1/2"
11	GD10473	2	Bearing Housing
12	GA2014	2	Bearing
13	GD11306	2	Disc Blade, 3.5 mm x 15"
14	GB0301	1	Seed Tube Guard/Inner Scraper
15	G10912	2	Hex Socket Head Cap Screw, 5/16"-18 x 1", Grade 8
A	GA8324	-	Disc Blade/Bearing Assembly, Less Dust Cap (Items 10-13)

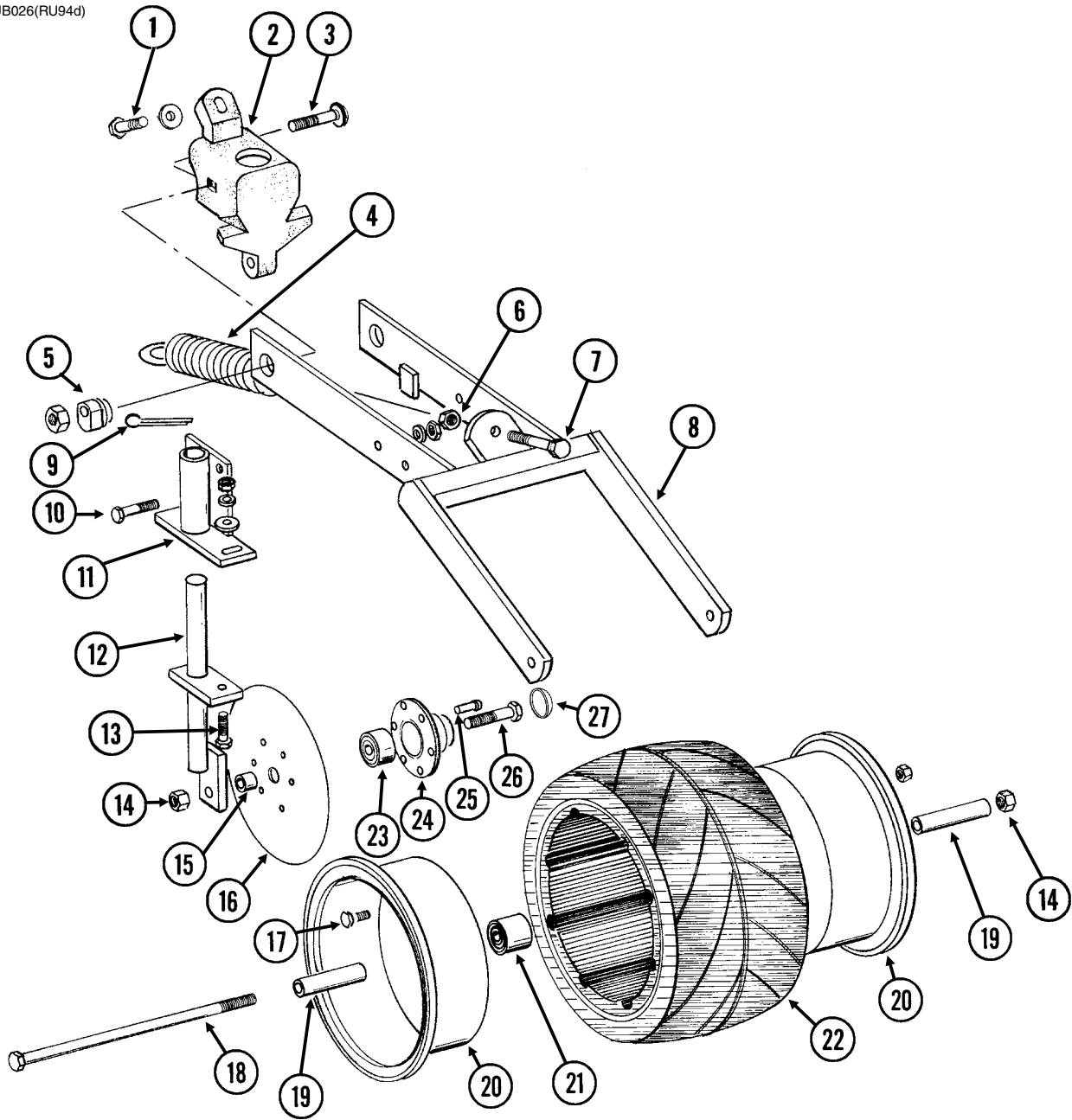
This page left blank intentionally.

(IP1268)



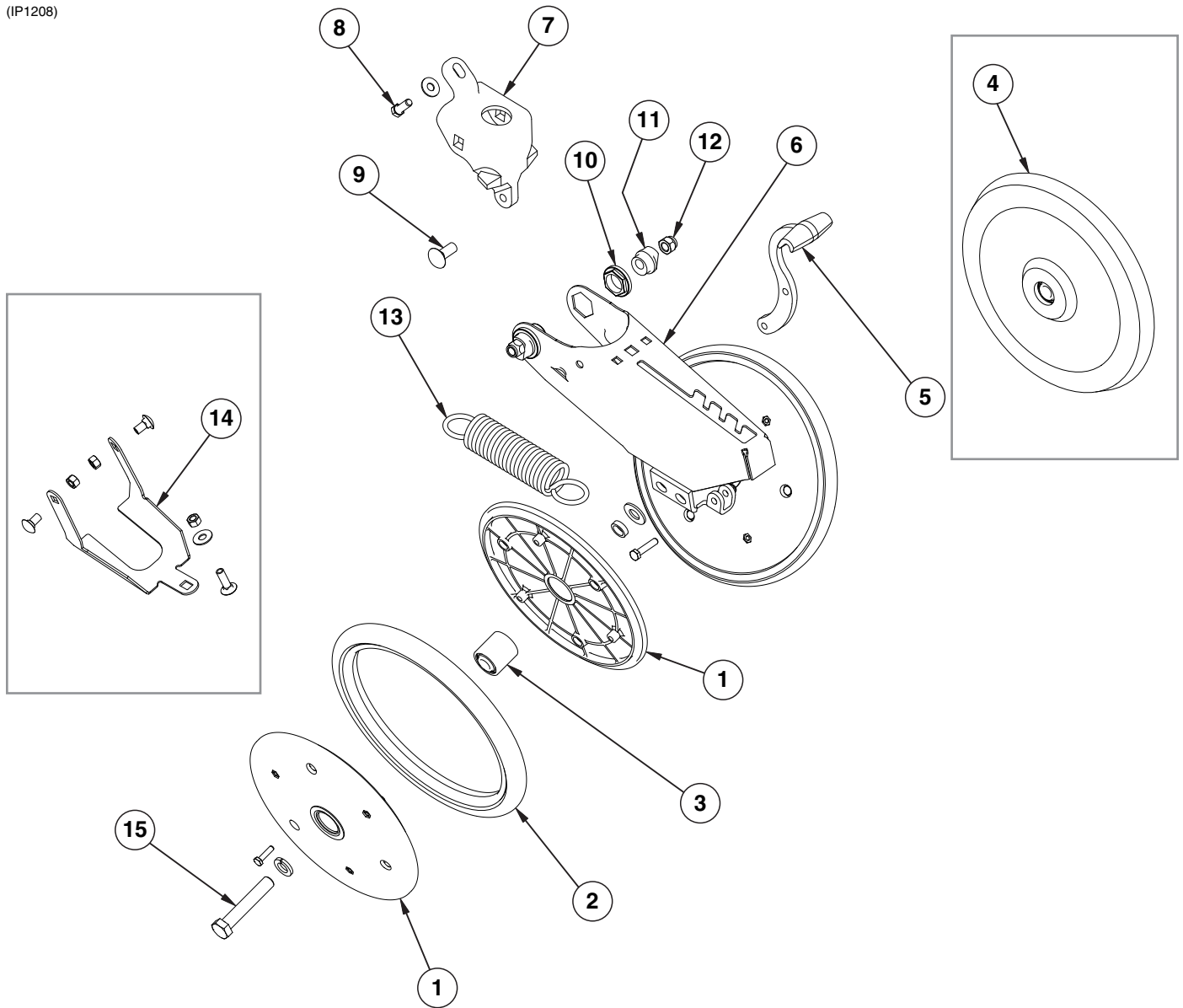
ITEM	PART NO.	QTY. (Per Row)	DESCRIPTION
1	---	-	See "Shank Assembly, Seed Tube, and Depth Adjustment" on page P1
2	GA7975	1	Wheel Arm W/Grease Fitting, Bushings And Seals, L.H. (Shown) (Includes Items 3 and 13)
	GA7976	1	Wheel Arm W/Grease Fitting, Bushings And Seals, R.H. (Includes Items 3 and 13)
3	GB0276	2	Bushing, 1" I.D. x 1¼" O.D. x 1" Long (Per Arm)
4	G10014	1	Hex Head Cap Screw, ½"-13 x 1"
	G10228	2	Lock Washer, ½"
	G10216	2	Washer, ½" USS
5	GD11423	4	Half Wheel
6	GD1086	2	Tire
7	GD11453	2	Cover
8	G10924	8	Carriage Bolt, ⅝"-18 x 1¾"
	G10620	8	Serrated Flange Nut, ⅝"-18
9	G10338	12	Carriage Bolt, ⅝"-18 x 1¼"
	G10620	12	Serrated Flange Nut, ⅝"-18
10	G10010	2	Hex Head Cap Screw, ⅝"-11 x 3"
11	G10018	14	Hex Head Cap Screw, ⅝"-18 x ⅝"
	G10109	14	Lock Nut, ⅝"-18, Grade 8
12	GA6171	2	Bearing
13	GD10991	2	Seal (Per Arm)
14	G10204	2	Special Machine Bushing, ⅝" x 1" O.D.
15	G10640	1	Grease Fitting, ¼"-28 (Per Arm)
16	G10940	-	Machine Bushing, 1" (.048" Thick)
A	GA7949	-	Gauge Wheel Complete (Items 5-9 And 11-12)
B	G1K296	-	Gauge Wheel Arm Bushing And Seal Driver Kit, Includes: (1) Seal Driver, (1) Bushing Driver, (1) Instruction

RUA054/RUB026(RU94d)



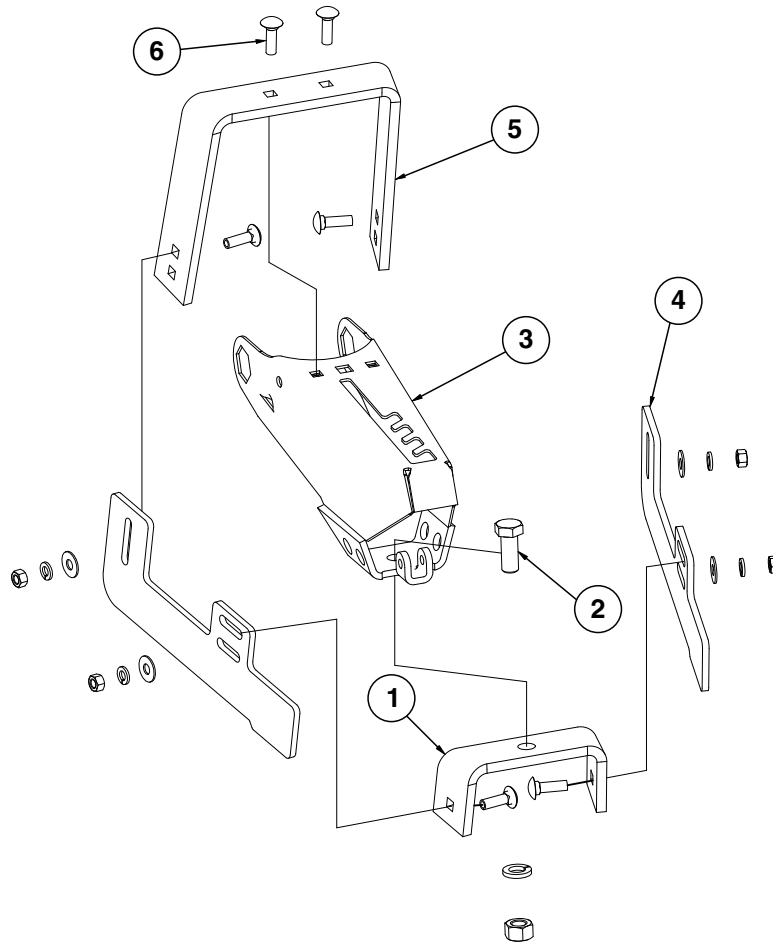
ITEM	PART NO.	QTY. (Per Row)	DESCRIPTION
1	G10001	1	Hex Head Cap Screw, 3/8"-16 x 1"
	G11387	1	Flat Washer, 3/8" SAE
2	GB0268	1	Wheel Arm Stop
3	G10801	2	Carriage Bolt, 1/2"-13 x 2 1/4"
	G10315	-	Carriage Bolt, 1/2"-13 x 2 1/2" (Used W/Straight Drop In-Furrow Granular Chemical Bracket)
	G10102	2	Hex Nut, 1/2"-13
4	GA2054	1	Spring
5	GB0239	2	Eccentric Bushing
6	G10102	1	Hex Nut, 1/2"-13
7	G10015	1	Adjusting Bolt, 1/2"-13 x 5"
8	GA6619	1	Mounting Arm
9	G10463	2	Cotter Pin, 1/4" x 1 1/2"
10	G10171	4	Hex Head Cap Screw, 5/16"-18 x 1 1/4"
	G10232	4	Lock Washer, 5/16"
	G10106	4	Hex Nut, 5/16"-18
11	GA6620	2	Bracket
12	GA6618	2	Mount
13	G10303	2	Carriage Bolt, 5/16"-18 x 1"
	G11386	2	Flat Washer, 5/16" SAE
	G10232	2	Lock Washer, 5/16"
	G10106	2	Hex Nut, 5/16"-18
14	G10107	3	Lock Nut, 5/8"-11
15	GD1109	2	Bushing, 4 1/64" I.D. x 7/8" O.D. x 1/4" Long
16	GD9290	2	Disc Blade, 8"
17	G10018	7	Hex Head Cap Screw, 5/16"-18 x 5/8"
	G10109	7	Lock Nut, 5/16"-18, Grade 8
18	G10152	1	Hex Head Cap Screw, 5/8"-11 x 9"
19	GD3180-12	2	Sleeve, 5/8" I.D. x 7/8" O.D. x 2 7/8" Long
20	GD9562	2	Half Wheel
21	GA6171	1	Bearing
22	GD9305	1	Tire
23	GA2014	2	Bearing
24	GD10473	2	Bearing Housing
25	G10427	12	Rivet, 1/4" x 1/2"
26	G10006	2	Hex Head Cap Screw, 5/8"-11 x 2 1/4"
27	GD11845	2	Dust Cap
A	GA6733	-	Single Press Wheel Complete W/Bearing (Items 17 And 20-22)
B	GA6801	-	Covering Disc Blade Complete W/Bearing (Items 16 And 23-25)

(IP1208)



ITEM	PART NO.	QTY. (Per Row)	DESCRIPTION
1	GD9120	4	Nylon Half Wheel
	G10064	12	Hex Head Cap Screw, 1/4"-20 x 1"
2	GD1085	2	Rubber Tire, 1" x 12"
3	GA6171	2	Bearing
4	GA6597	1	Cast Iron Closing Wheel W/Bearing
	GA6171	1	Bearing
5	GB0254	1	Lever
	G10133	1	Hex Head Cap Screw, 5/16"-18 x 1 1/2"
	G10109	1	Lock Nut, 5/16"-18, Grade 8
6	GA15197	1	Arm
7	GB0268	1	Wheel Arm Mount
8	G10001	1	Hex Head Cap Screw, 3/8"-16 x 1"
	G11387	2	Flat Washer, 3/8" SAE
9	G11419	2	Carriage Bolt, 1/2"-13 x 2 1/4"
	G10315	-	Carriage Bolt, 1/2"-13 x 2 1/2" (Used W/Straight Drop In-Furrow Granular Chemical Bracket)
	G11387	-	Flat Washer, 3/8" SAE
10	GB0282	2	Stepped Bushing
11	GB0239	2	Eccentric Bushing
12	G10111	2	Lock Nut, 1/2"-13
13	GD8460	1	Spring
14	G1K345	-	Closing Wheel Shield Kit W/Hardware and Instruction
	GD14065	1	Closing Wheel Shield
	G10599	1	Carriage Bolt, 3/8"-16 x 1 1/4"
	G10308	2	Carriage Bolt, 3/8"-16 x 3/4"
	G10101	3	Hex Nut, 3/8"-16
15	G10013	2	Hex Head Cap Screw, 5/8"-11 x 3 1/2"
	G11391	2	Flat Washer, 5/8" SAE
	GD1109	2	Bushing, 4 1/4" I.D. x 7/8" O.D. x 1/4" Long
	G10230	2	Lock Washer, 5/8"
	G10107	2	Lock Nut, 5/8"-11
A	GA6434	-	Rubber Closing Wheel Complete W/Bearing (Items 1-3)

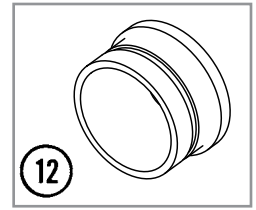
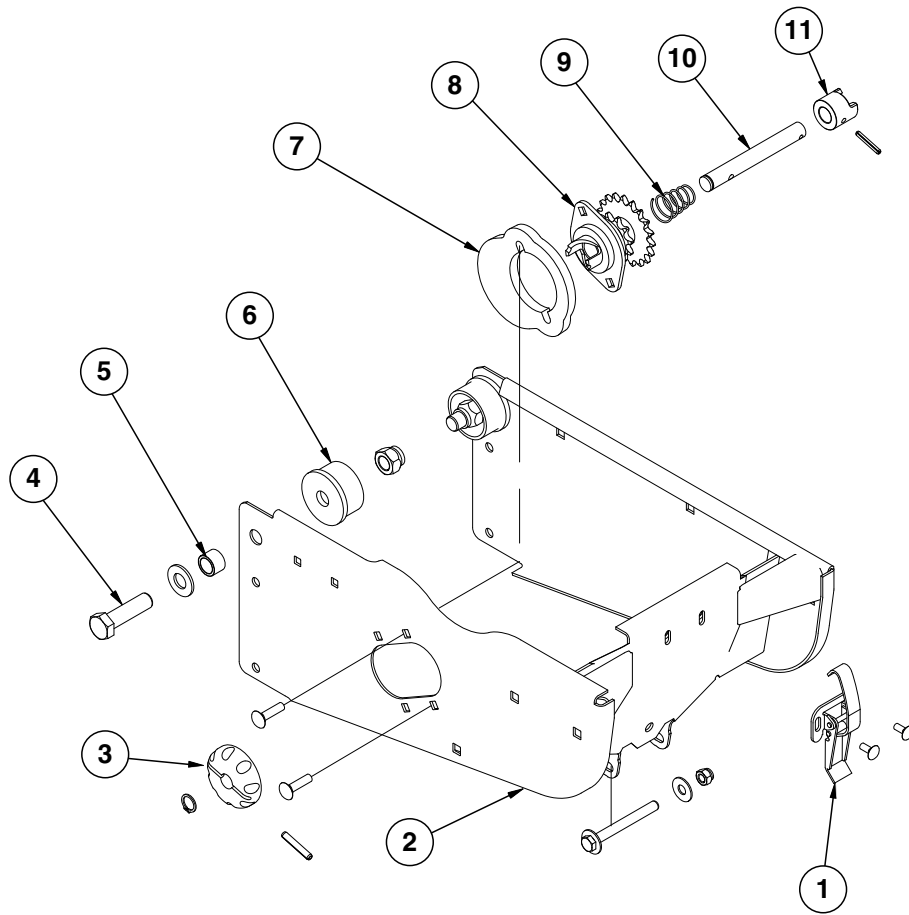
(IP1202)



ITEM	PART NO.	QTY. (Per Row)	DESCRIPTION
1	GD11509	1	Rear Bracket
2	G10007	1	Hex Head Cap Screw, 5/8"-11 x 1 1/2"
	G10230	1	Lock Washer, 5/8"
	G10104	1	Hex Nut, 5/8"-11
3	GA15197	1	Arm
4	GD11313	2	Blade
5	GD11508	1	Front Bracket
6	G10599	6	Carriage Bolt, 3/8"-16 x 1 1/4"
	G10229	6	Lock Washer, 3/8"
	G11387	6	Flat Washer, 3/8" SAE
	G10101	6	Hex Nut, 3/8"-16
A	G7566X	-	Drag Closing Attachment Complete (Items 1-6)

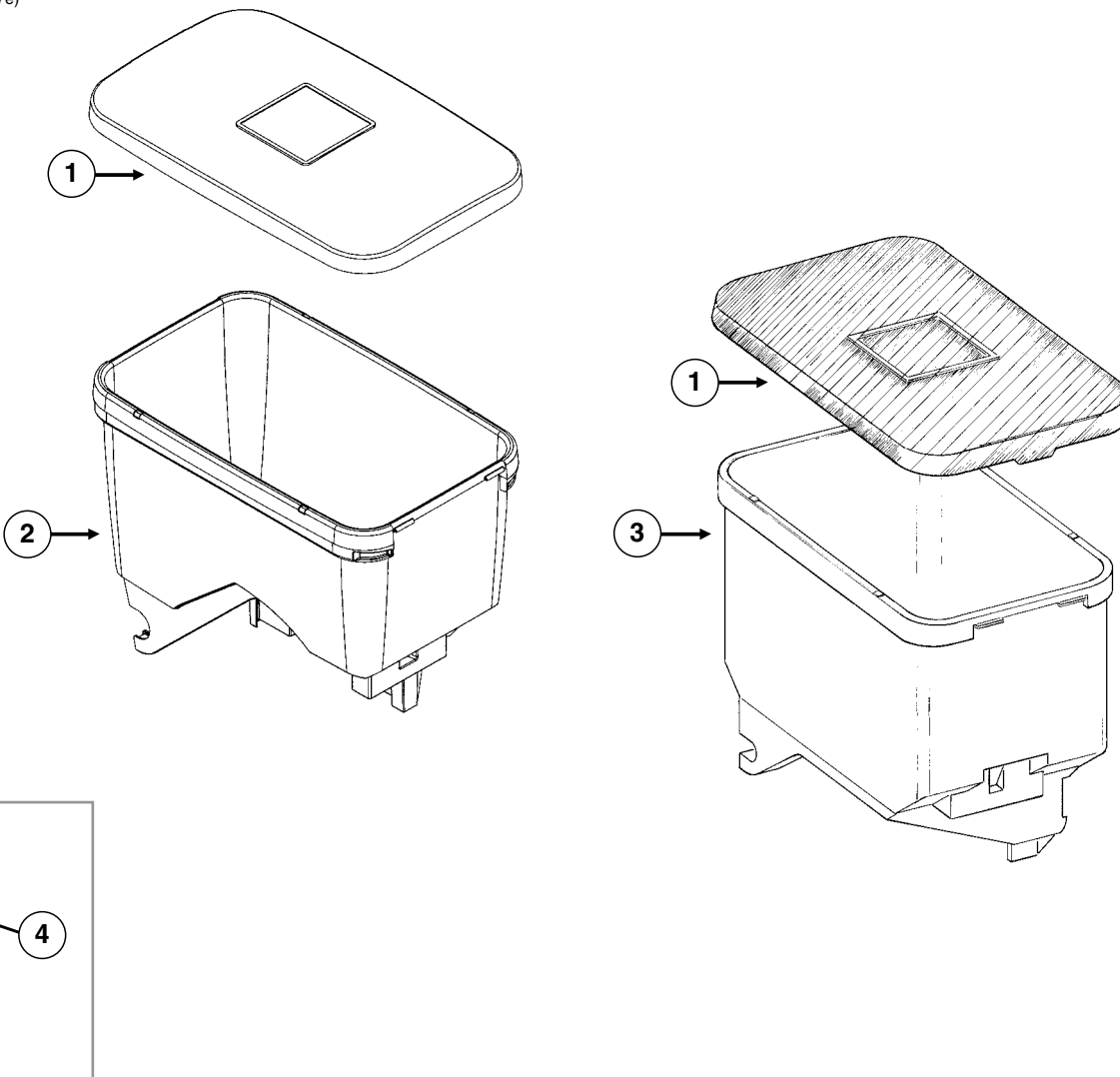
This page left blank intentionally.

(IP1209)



ITEM	PART NO.	QTY. (Per Row)	DESCRIPTION
1	GA2007	1	Hopper Hold Down Latch
	G10621	2	Serrated Flange Nut, 1/4"-20
	G10309	2	Carriage Bolt, 1/4"-20 x 5/8", Grade 2
2	GA10155	1	Hopper Support
	G10061	1	Hex Head Cap Screw, 3/8"-16 x 3 1/2"
	G11387	2	Flat Washer, 3/8" SAE
	G10108	1	Lock Nut, 3/8"-16
3	GD11239	1	Knob
	G10602	1	Spring Pin, 1/4" x 1 1/2"
	G10567	1	External Retaining Ring, 5/8"
4	G10752	2	Hex Head Cap Screw, 5/8"-18 x 2 1/4"
	G11391	2	Flat Washer, 5/8" SAE
	G10412	2	Lock Nut, 5/8"-18
5	GB0218	2	Bushing, 2 1/32" I.D. x 7/8" O.D. x 1 9/32" Long
6	GB0314	2	Hopper Mount
7	GB0331	1	Clutch Adapter Plate
	G10620	2	Serrated Flange Nut, 5/16"-18
	G10338	2	Carriage Bolt, 5/16"-18 x 1 1/4"
8	GA12143	1	Double Sprocket and Bearing, Drive Clutch, 11/28 Tooth (EdgeVac)
	GA10137	-	Double Sprocket and Bearing, Drive Clutch, 11/19 Tooth (Mechanical)
9	GD11413	1	Spring
10	GD15747	1	Shaft
11	GB0278	1	Coupler
	G10546	1	Spring Pin, 3/16" x 1 1/4"
12	GD17052	-	Vacuum Plug
A	GA12144	-	Meter Drive Assembly, 11/28 Tooth (Items 3 And 8-11)
B	GA10151	-	Meter Drive Assembly Complete, 11/19 Tooth (Items 3 And 8-11)

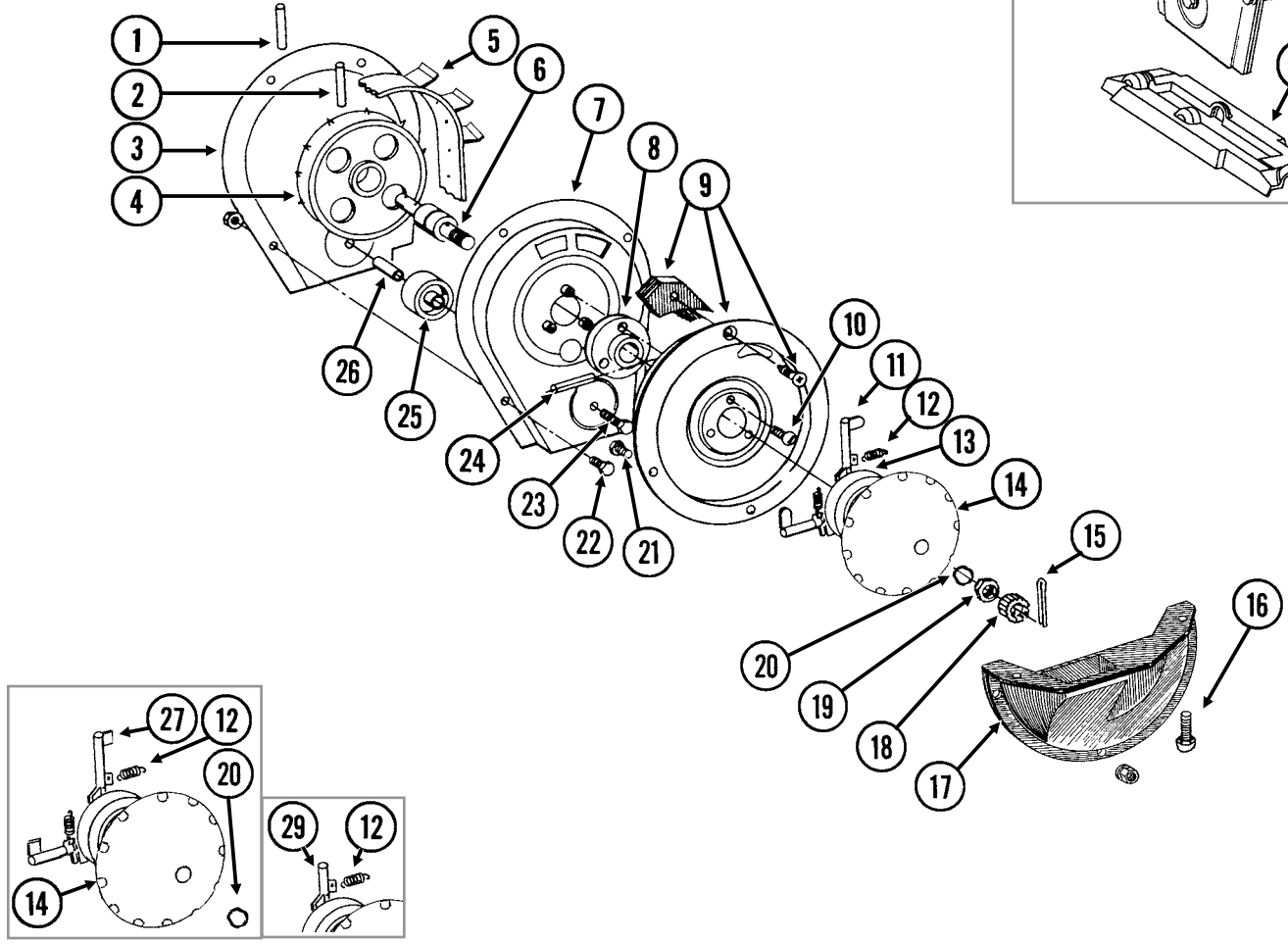
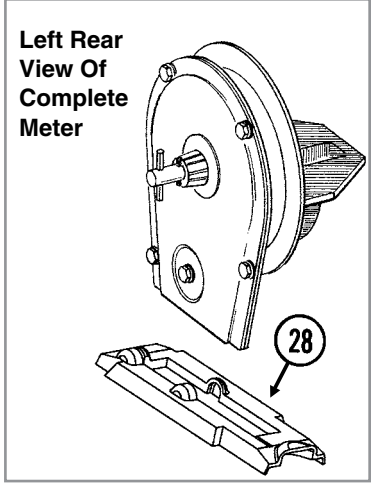
(METR12/RU87e)



ITEM	PART NO.	QTY.	DESCRIPTION
1	GD11279	1	Lid
2	GA10634	1	Seed Hopper (EdgeVac)
	GD12561	-	Threaded Insert, 5/16"-18
3	GA9714	1	Seed Hopper, Reinforced (Mechanical)
	GD12561	-	Threaded Insert, 5/16"-18
4	GD11747	1	Seed Reserve Baffle

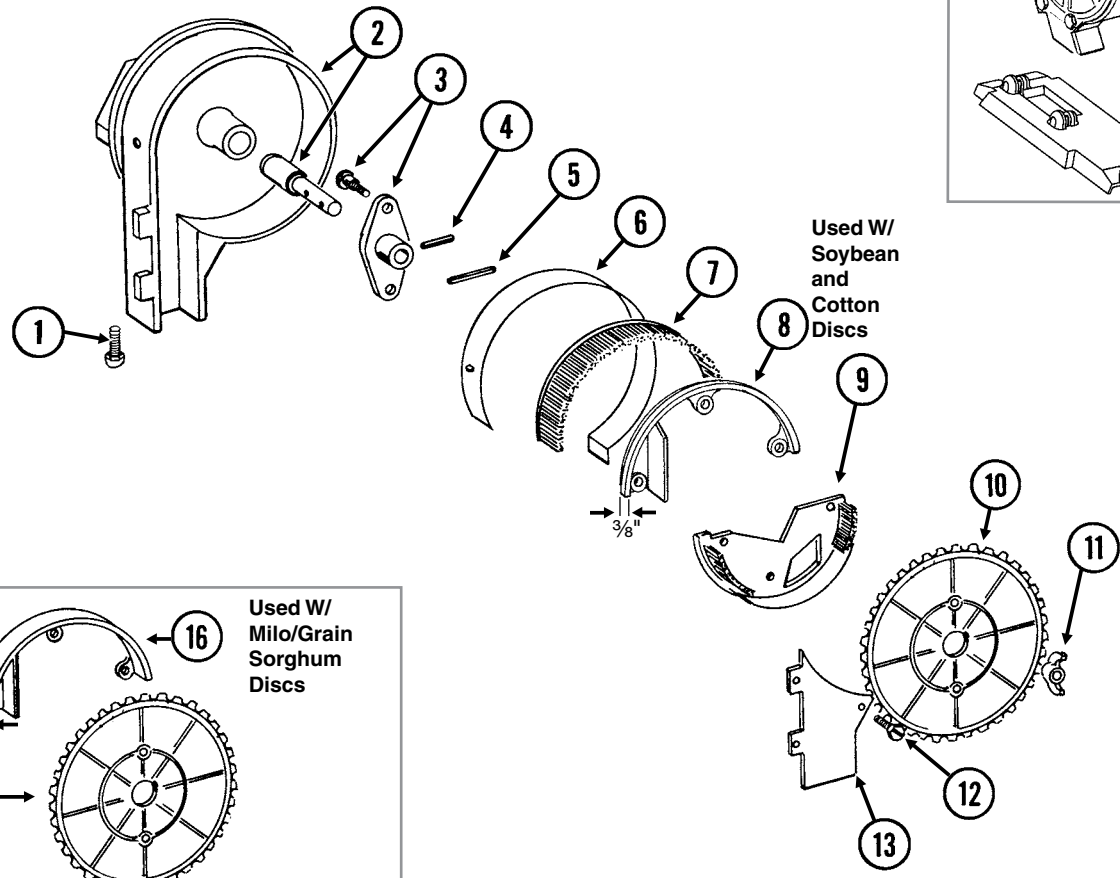
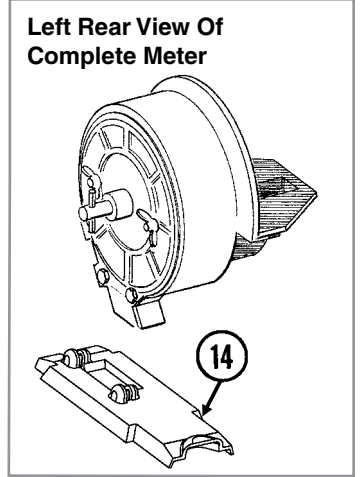
This page left blank intentionally.

RUA015/RUA056/RUA057(RU13k/RU13d)



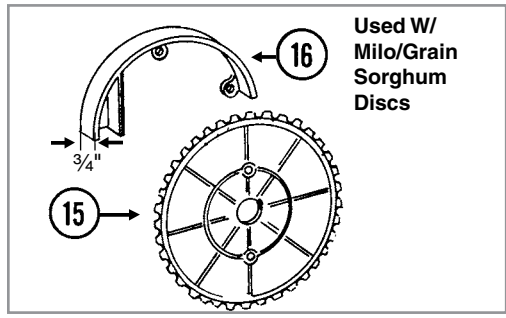
ITEM	PART NO.	QTY. (Per Row)	DESCRIPTION
1	G10602	1	Spring Pin, 1/4" x 1 1/2"
2	G10604	1	Spring Pin, 3/16" x 1 1/2"
3	GD26419	1	Housing Cover
4	GD1041	1	Belt Drive Sprocket
5	GD11286	1	Seed Belt
6	GA2019	1	Bearing
7	GA18201	1	Conveyor Housing
8	GB0110	1	Bearing Housing
9	GR1569	-	Carrier Plate W/Brush and Screw (Corn)
	GR0664	-	Carrier Plate W/Brush and Screw (Sunflower)
	GA2020	-	Brush
	G10690	-	Rolling Thread Screw, No. 10 x 3/4"
10	G10401	3	Slotted Hex Washer Head Screw, No. 10-32 x 5/8"
11	GD18704	12	Finger, Corn
12	GD19790	12	Spring
13	GB0410	1	Cam
14	GD11528	1	Finger Holder
15	G10470	1	Cotter Pin, 5/32" x 1"
16	G11009	2	Locking Thumbscrew, 5/16"-18 x 3/4"
17	GD11311	1	Seed Baffle
18	GD1083	1	Cover Nut
19	G10500	1	Jam Nut, 5/8"-18 UNF
20	GA8343	1	Wave Washer, 5/8" (Triple Wave)
21	G10020	3	Hex Head Cap Screw, 1/4"-20 x 5/8"
	G10323	3	Hex Flange Nut, 1/4"-20, No Serrations
22	G10022	4	Hex Head Cap Screw, 1/4"-20 x 1/2"
	G10621	4	Serrated Flange Nut, 1/4"-20
23	G10021	1	Hex Head Cap Screw, 1/4"-20 x 1 1/2"
	G10621	1	Serrated Flange Nut, 1/4"-20
24	G10603	1	Spring Pin, 1/4" x 1 1/4"
25	GD1042	1	Idler
26	GB0120	1	Bushing, 1 7/64" I.D. x 1 1/32" Long
27	GD19333	12	Finger, Oil Sunflower
28	GD15698	1	Shank Cover, Finger Pickup Seed Meter
29	GD11787	-	Half Rate Blank Finger
A	GR1848	-	Finger Assembly, Corn (Items 11-14 and 20)
B	GR1897	-	Finger Assembly, Oil Sunflower (Items 12, 14, 20, 27, and 30)
C	700-01078	-	Corn Meter (Items 1-26 and 28)

RUA037/RUA056/RUA057(RU14f)



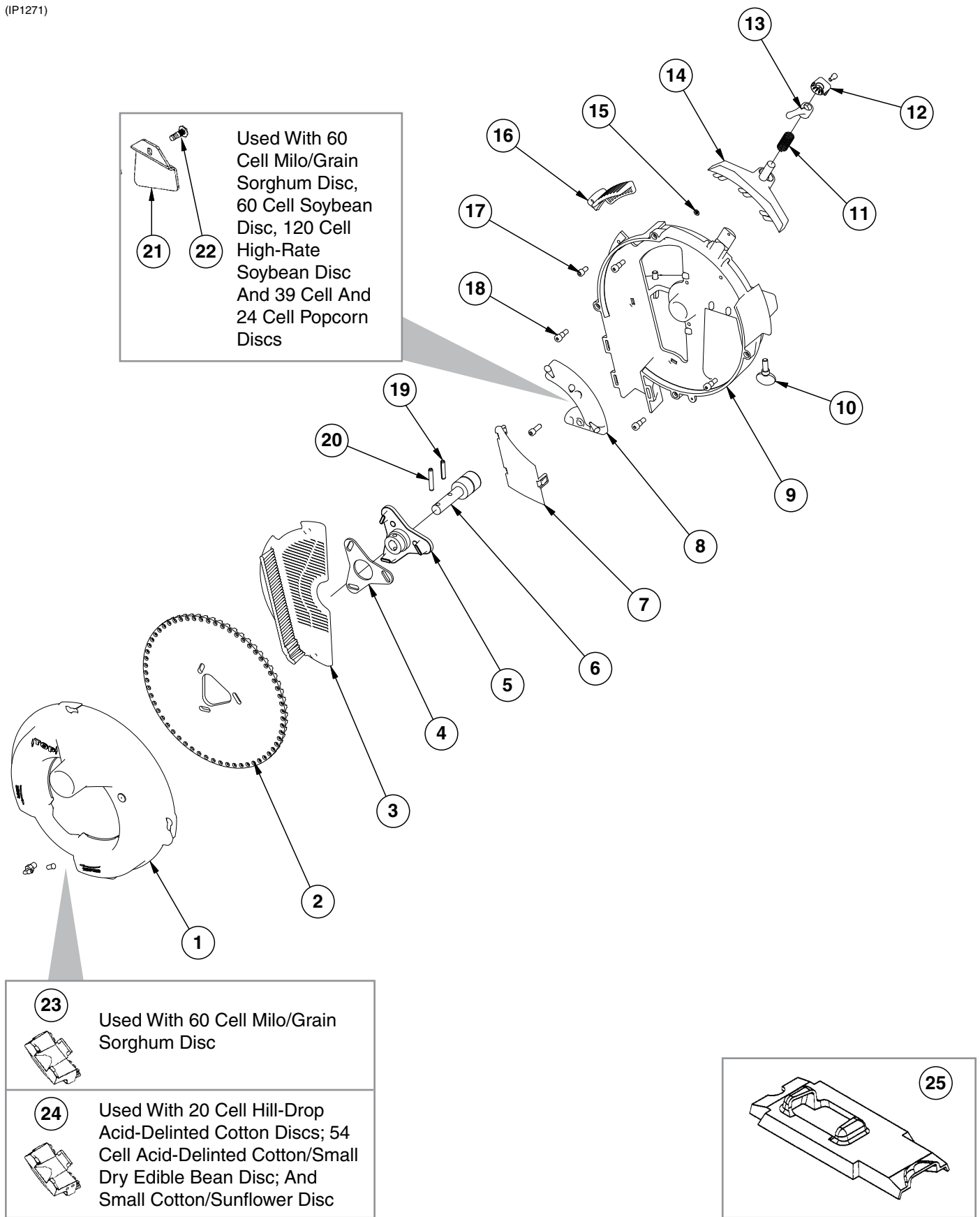
Used W/
Soybean
and
Cotton
Discs

Used W/
Milo/Grain
Sorghum
Discs



ITEM	PART NO.	QTY. (Per Row)	DESCRIPTION
1	G11009	2	Locking Thumbscrew, 5/16"-18 x 3/4"
2	GA18208	1	Housing W/Bearing
	GA5698	-	Bearing
3	GA6038	1	Hub W/Shoulder Bolts
	GD1755	-	Shoulder Bolt, 1/4"-20 (2 Used)
4	G10603	1	Spring Pin, 1/4" x 1 1/4"
5	G10602	1	Spring Pin, 1/4" x 1 1/2"
6	GD8778	1	Wear Strip
7	GA5699	1	Upper Brush
8	GD11122	1	Upper Brush Retainer (Used W/Soybean and Cotton Discs)
9	GA5834	1	Lower Brush
10	GA5794	-	Seed Disc, Soybean, 60 Cell, Black Color-Coded
	GA6184	-	Seed Disc, Specialty Soybean, 48 Cell, Dark Blue Color-Coded
	GA5796	-	Seed Disc, Cotton, Acid-Delinted, 30 Cell, White Color-Coded
	GA6168	-	Seed Disc, Large Cotton, Acid-Delinted, 36 Cell, Tan Color-Coded
	GA6478	-	Seed Disc, High-Rate Cotton, Acid-Delinted, 48 Cell, Light Green Color-Coded
	GA6182	-	Seed Disc, Hill-Drop Cotton, Acid-Delinted, 12 Cell, Brown Color-Coded
	GA7255	-	Seed Disc, Small Hill-Drop Cotton, Acid-Delinted, 12 Cell, Dark Green Color-Coded
11	G10531	2	Wing Nut W/Nylon Insert, 1/4"-20
12	G11151	9	Hex Washer Head Screw, No. 10-16 x 1/2"
	G10634	-	Slotted Tap Screw, No. 10-24 x 5/8" (Use As Required)
13	GD7878	1	Cover
14	GD15699	1	Shank Cover, Brush-Type Seed Meter
15	GA5982	-	Seed Disc, Small Milo/Grain Sorghum, 30 Cell, Red Color-Coded
	GA6187	-	Seed Disc, Large Milo/Grain Sorghum, 30 Cell, Light Blue Color-Coded
	GA5795	-	Seed Disc, High-Rate Small Milo/Grain Sorghum, 60 Cell, Red Color-Coded
	GA6633	-	Seed Disc, High-Rate Large Milo/Grain Sorghum, 60 Cell, Yellow Color-Coded
16	GD8237	-	Upper Brush Retainer (Used W/Milo/Grain Sorghum Discs)
A	700-01079	-	Brush Meter (Items 1-9 and 11-14)

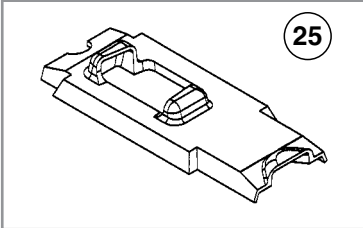
(IP1271)



Used With 60 Cell Milo/Grain Sorghum Disc, 60 Cell Soybean Disc, 120 Cell High-Rate Soybean Disc And 39 Cell And 24 Cell Popcorn Discs

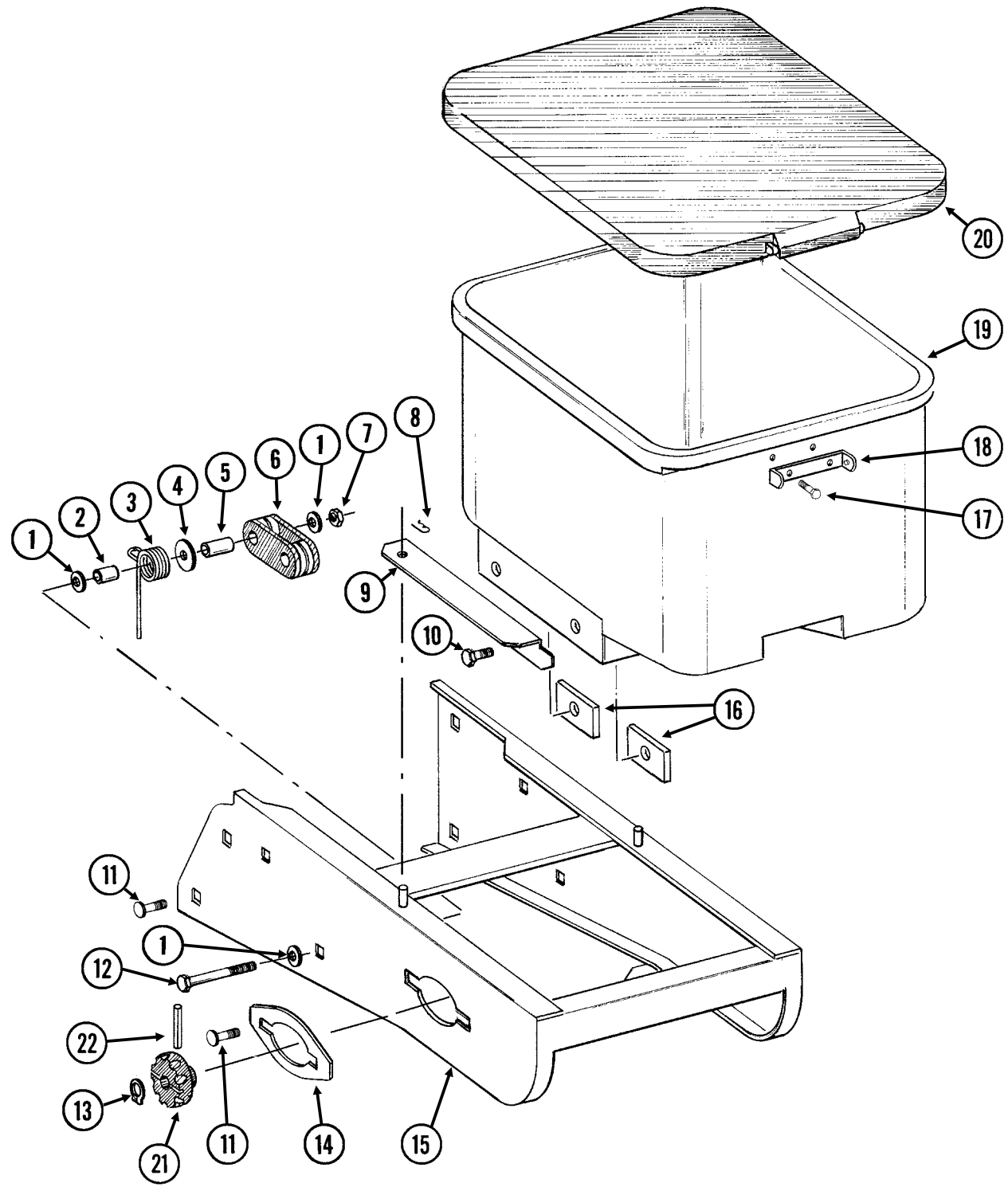
23 Used With 60 Cell Milo/Grain Sorghum Disc

24 Used With 20 Cell Hill-Drop Acid-Delinted Cotton Discs; 54 Cell Acid-Delinted Cotton/Small Dry Edible Bean Disc; And Small Cotton/Sunflower Disc



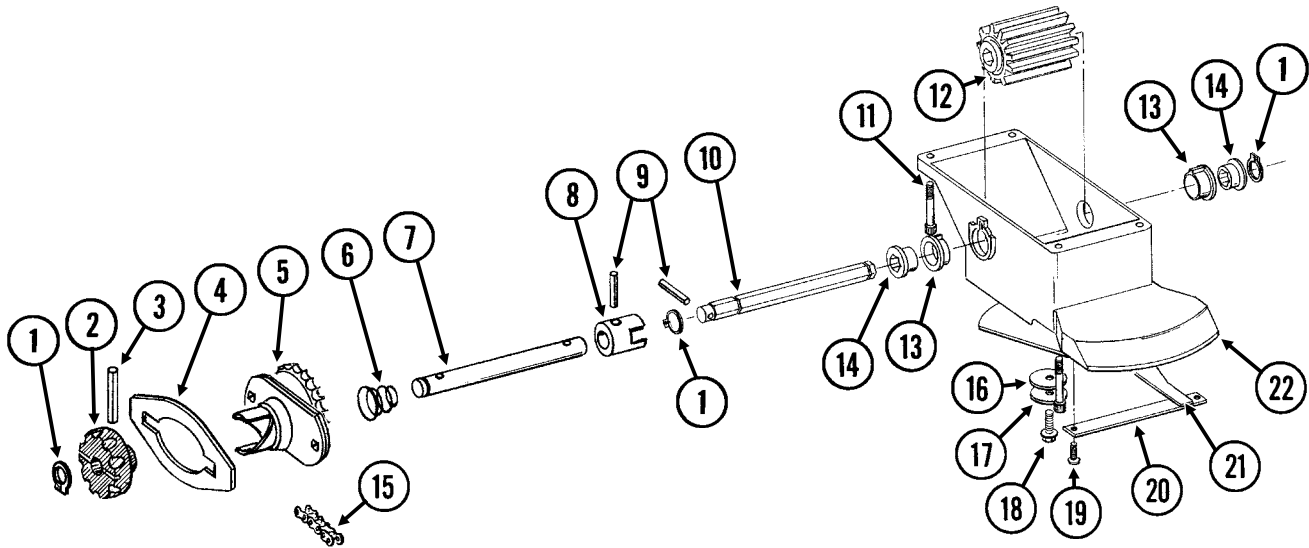
ITEM	PART NO.	QTY.	DESCRIPTION
1	GA11911	1	Vacuum Cover W/Elbow And Cap
	GD17099	1	3/16" Hose Barb Elbow
	GD17152	1	Cap
2	GD17049	-	Seed Disc, Corn/Popcorn, 39 Cell, Light Blue Color-Coded
	GD17048	-	Seed Disc, Low-Rate Corn/Popcorn, 24 Cell, Light Green Color-Coded
	GD14467	-	Seed Disc, Soybean, 60 Cell, Black Color-Coded
	GD14468	-	Seed Disc, High-Rate Soybean, 120 Cell, Dark Blue Color-Coded
	GD17050	-	Seed Disc, Milo/Grain Sorghum, 60 Cell, Yellow Color-Coded
	GD17187	-	Seed Disc, Hill-Drop Cotton, Acid-Delinted, 3 Seeds Per Cell, 20 Cell, Brown Color-Coded
	GD18095	-	Seed Disc, Small Hill-Drop Cotton, Acid-Delinted, 20 Cell (3 Seeds Per Cell), Grey Color-Coded
	GD17186	-	Seed Disc, Cotton, Acid-Delinted/Small Dry Edible Bean, 54 Cell, Dark Green Color-Coded
	GD18098	-	Seed Disc, Small Cotton/Sunflower, 54 Cell, White Color-Coded
	GD14477	-	Seed Disc, Large Dry Edible Bean, 54 Cell, Tan Color-Coded
GD24805	-	Seed Disc, Sugar Beets, 80 Cell, Blue Color-Coded	
3	GD17028	1	Wall Brush/Vent
4	GD17021	1	Foam Spacer
5	GB0328	1	Mount
6	GA5698	1	Bearing
7	GD14541	1	Discharge Cover
8	GA11935	1	Crowder Brush
	G11213	1	Hex Socket Head Cap Screw, 1/4"-20 x 3/4"
9	GB0319	1	Housing
10	G11009	2	Locking Thumbscrew, 5/16"-18 x 3/4"
11	GD14592	1	Spring
12	GB0358	1	Cap
	G11173	1	Hex Socket Head Cap Screw, No. 10-24 x 3/8", Stainless Steel
13	GD15663	1	Brush Adjustment Lever
14	GA12848	1	Singulator Brush
15	GD17162	3	Push Nut, 1/8" I.D.
16	GD17047	1	Air Inlet Screen
17	G10260	1	Hex Socket Head Cap Screw, 1/4"-20 x 1/2"
18	G11172	4	Hex Socket Head Shoulder Screw, 1/4"-20 x 3/8", Stainless Steel
19	G10603	1	Spring Pin, 1/4" x 1 1/4"
20	G10602	1	Spring Pin, 1/4" x 1 1/2"
21	GD17104	1	Seed Baffle (Used With 60 Cell Milo/Grain Sorghum Disc, 60 Cell Soybean Disc, 120 Cell High-Rate Soybean Disc And 39 Cell And 24 Cell Popcorn Discs And 80 Cell Sugar Beet Disc)
22	G11210	1	Rib Neck Bolt, 1/4"-20 x 3/4"
	G10323	1	Hex Flange Nut, 1/4"-20, No Serrations
23	GA12133	1	Cleanout Brush (Used With 60 Cell Milo/Grain Sorghum Disc)
24	GA12154	-	Cleanout Brush W/Ball-Type Ejector (Used With 20 Cell Hill-Drop Acid-Delinted Cotton Discs And 54 Cell Acid-Delinted Cotton/Small Dry Edible Bean And Small Cotton/Sunflower Discs)
25	GD15700	1	Shank Cover, EdgeVac Meter
A	G8158X	-	EdgeVac Meter Assembly (Items 1, 3-20, 22, and 25)

(METR14d)



ITEM	PART NO.	QTY. (Per Row)	DESCRIPTION
1	G11387	3	Flat Washer, 3/8" SAE
2	GD2971-10	1	Sleeve, 9/16" Long
3	GD11219	1	Spring
4	G10201	1	Special Washer, 3/8" x 1 1/2" O.D.
5	GD1026	1	Sleeve, 1 3/16" Long
6	GD11962	1	Idler
7	G10108	1	Lock Nut, 3/8"-16
8	G10670	2	Hair Pin Clip, No. 3
9	GD1059L	1	Support, L.H. (Shown)
	GD1059R	1	Support, R.H.
10	G10002	4	Hex Head Cap Screw, 3/8"-16 x 3/4"
	G10229	4	Lock Washer, 3/8"
11	G10312	8	Carriage Bolt, 5/16"-18 x 3/4"
	G10620	8	Serrated Flange Nut, 5/16"-18
12	G10325	1	Hex Head Cap Screw, 3/8"-16 x 2 3/4"
13	G10567	3	External Retaining Ring, 5/8"
14	GD11305	1	Plate
15	A10759	1	Hopper Panel Extension (Non-Stock Item) (Sub Wholegoods Order Code 700-01099)
16	GD11424	4	Block
17	G10023	2	Hex Head Cap Screw, 1/4"-20 x 3/4"
	G10621	2	Serrated Flange Nut, 1/4"-20
18	GD1060	1	Hinge
19	GA8371	1	Hopper
20	GA4444	1	Lid
21	GD11239	1	Knob
22	G10602	1	Spring Pin, 1/4" x 1 1/2"

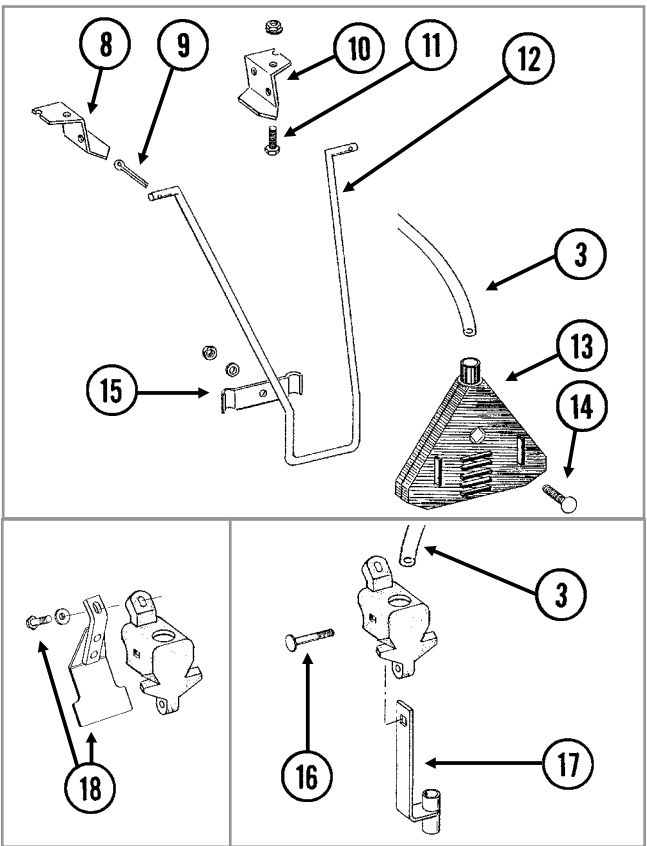
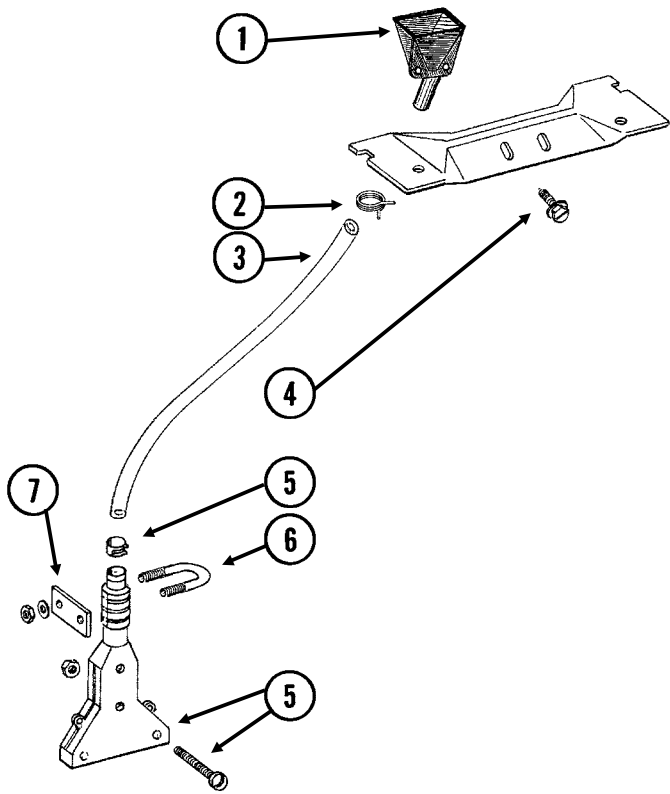
RUA051/RUB028(RU91a)



ITEM	PART NO.	QTY. (Per Row)	DESCRIPTION
1	G10567	3	External Retaining Ring, 5/8"
2	GD11239	1	Knob
3	G10602	1	Spring Pin, 1/4" x 1 1/2"
4	---	-	See "Granular Chemical Hopper and Hopper Panel Extension" on page P27
5	GA8364	1	Sprocket And Bearing, Drive Clutch, 24 Tooth
6	GD11413	1	Spring
7	GD11240	1	Shaft
8	GB0278	1	Coupler
9	G10546	2	Spring Pin, 3/16" x 1 1/4"
10	GD11297	1	Shaft
11	G10921	4	Hex Socket Head Cap Screw, No. 10-24 x 7/8"
12	GD7148	1	Feed Roller, Hex Bore
13	GB0115	2	Bearing
14	GD7258	2	Hex Bushing
15	G3303-114	1	Chain, No. 41, 114 Pitch Including Connector Link (Mechanical)
	G3303-108	1	Chain, No. 41, 108 Pitch Including Connector Link (EdgeVac)
	GR0196	1	Connector Link, No. 41
16	G10660	1	Wave Washer, 1/2"
17	G11385	1	Flat Washer, 1/4" SAE
18	G10570	1	Slotted Hex Self-Tapping Screw, 1/4"-20 x 3/4"
19	G11073	2	Slotted Hex Self-Tapping Screw, No. 10 x 3/8"
20	GD1061	1	Support Strap
21	GD1063	1	Metering Gate
22	GB0116	1	Granular Housing
A	GA8326	-	Granular Chemical Meter Complete (Items 1, 9, 10, 12-14 And 16-22)
B	GA8366	-	Granular Chemical Meter Clutch (Items 1-3 and 5-9)

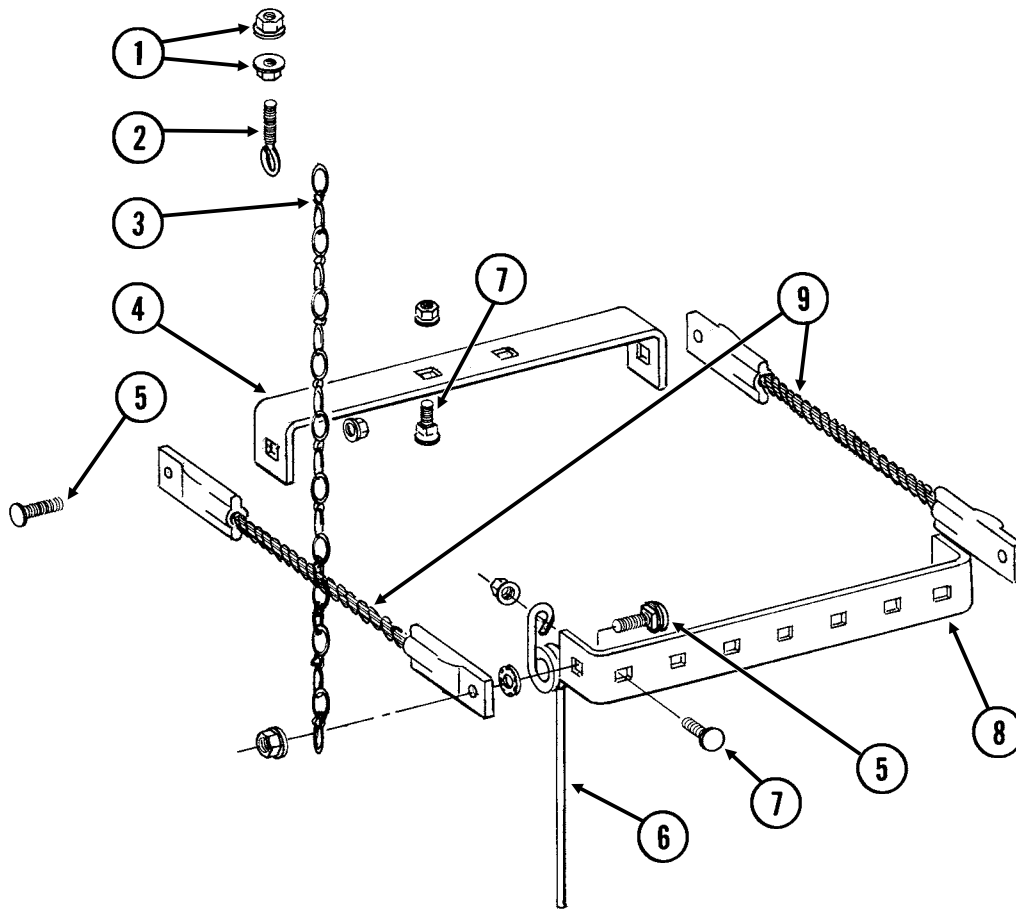
This page left blank intentionally.

RUA061/RUA073(RU101mm/RU83m)



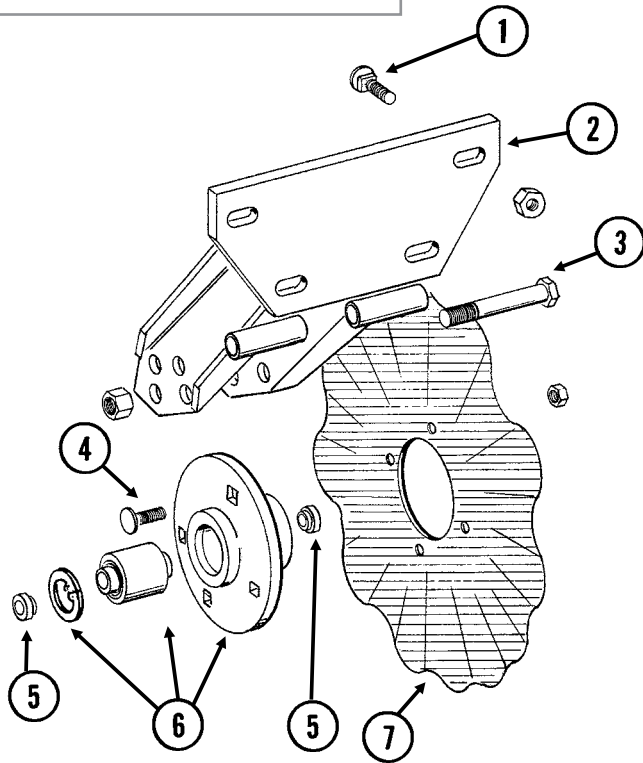
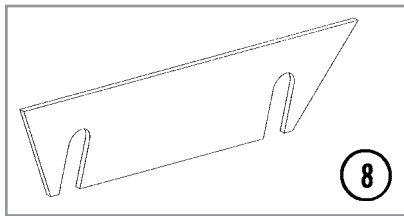
ITEM	PART NO.	QTY.	DESCRIPTION
1	GD2423	1	Funnel
2	G11209	1	Wire Hose Clamp, ¾"
3	GD2947	1	Hose, 7/16" x 28"
4	G10523	2	Slotted Pan Head Self-Tapping Screw, No. 10 x ½"
5	GA6907	1	Slope-Compensating Bander W/Hardware (4½" Band Width)
	G10864	1	Uni-Clamp
	G10757	2	Pan Head Screw, No. 10-32 x 1¼"
	G10758	2	Hex Nut, No. 10-32
6	GD10963	1	U-Bolt, 1½" x 1⅝" x ¼"-20
	G11385	2	Flat Washer, ¼" SAE
	G10110	2	Lock Nut, ¼"-20, Grade B
7	GD10984	1	Spacer
8	GD1115L	-	Hanger Bracket, L.H.
9	G10452	-	Cotter Pin, ⅛" x ½"
10	GD1115R	-	Hanger Bracket, R.H.
11	G10310	-	Carriage Bolt, ¼"-20 x ¾", Grade 2
	G10227	-	Lock Washer, ¼"
	G10103	-	Hex Nut, ¼"-20
12	GD1116	-	Hanger
13	GA2075	-	Diffuser, 14" Band
14	G10306	-	Carriage Bolt, ⅜"-16 x 2"
	G10229	-	Lock Washer, ⅜"
	G10101	-	Hex Nut, ⅜"-16
15	GD1118	-	Clamp
16	G10315	1	Carriage Bolt, ½"-13 x 2½" (Replaces Existing ½" x 2¼" Hardware)
17	GA6741	1	Bracket (Straight Drop In-Furrow)
18	G1K385	-	Bander Shield Kit W/Hardware And Instruction
	G10003	1	Hex Head Cap Screw, ⅜"-16 x 1½"
	G11387	1	Flat Washer, ⅜" SAE

RUA055(RU95)

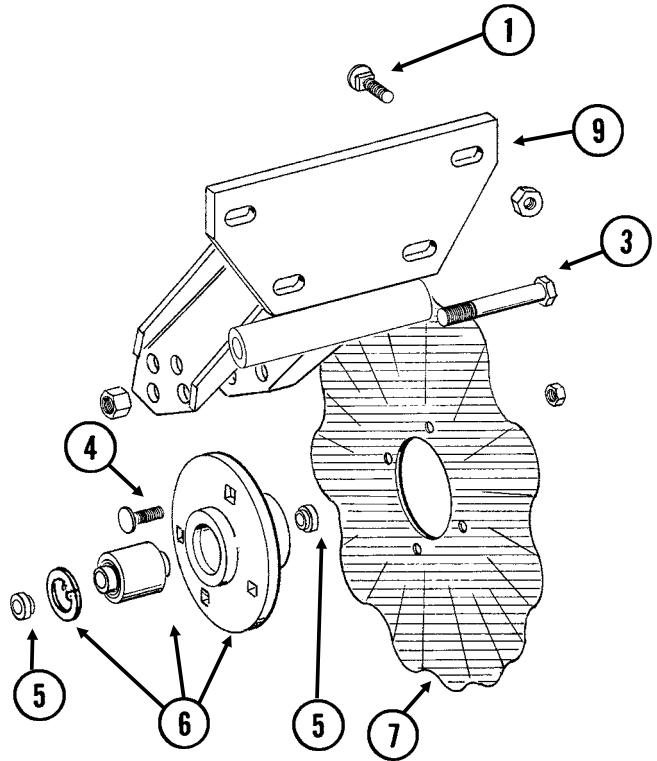


ITEM	PART NO.	QTY. (Per Row)	DESCRIPTION
1	G10621	4	Serrated Flange Nut, 1/4"-20
2	GD2460	2	Eyebolt, 1/4"-20
3	G3305-01	2	Twin Loop Chain, 9 Links
4	GD1143	1	Front Bracket
5	G10305	4	Carriage Bolt, 3/8"-16 x 1"
	G10529	4	External Tooth Lock Washer, 3/8"
	G10622	4	Serrated Flange Nut, 3/8"-16
6	GD1145	7	Spring Tooth
7	G10305	9	Carriage Bolt, 3/8"-16 x 1"
	G10622	9	Serrated Flange Nut, 3/8"-16
8	GD1144	1	Rear Bracket
9	GA2094	2	Cable Assembly

(D14398/RU102c/RU152)



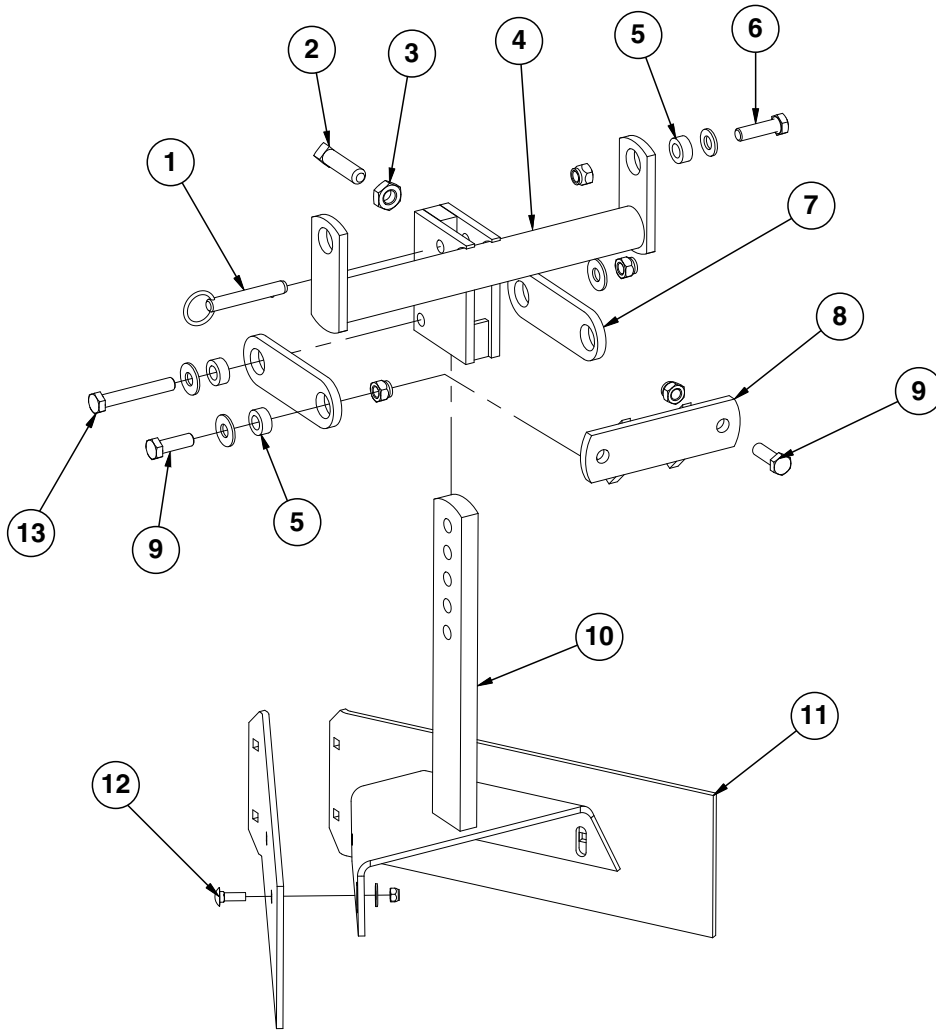
STYLE A



STYLE B

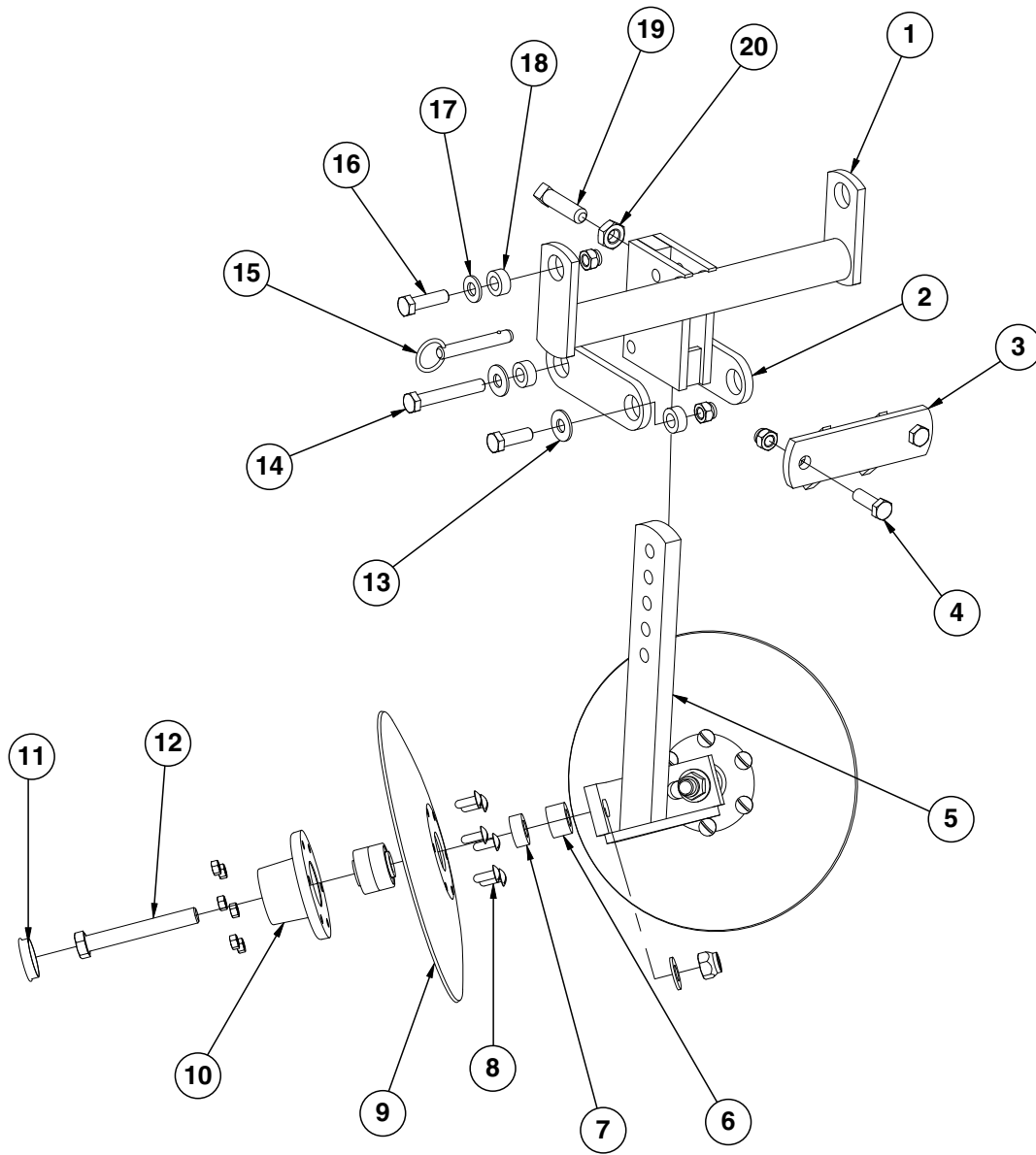
ITEM	PART NO.	QTY. (Per Row)	DESCRIPTION
1	G10574	4	Carriage Bolt, 1/2"-13 x 1 1/4"
	G10111	4	Lock Nut, 1/2"-13
2	GA5625	1	Arm (Style A)
3	G10036	1	Hex Head Cap Screw, 5/8"-11 x 4"
	G10107	1	Lock Nut, 5/8"-11
4	G10574	4	Carriage Bolt, 1/2"-13 x 1 1/4"
	G10111	4	Lock Nut, 1/2"-13
5	GD11677	2	Adapter
6	GA8641	1	Hub W/Bearing And Retaining Ring
	GA8603	-	Bearing, Double Row
	GD11652	-	Retaining Ring, 2 7/16"
7	GD7803	-	Disc Blade, Fluted, 1", 8 Flutes (Shown)
	GD7804	-	Disc Blade, Bubbled, 1"
	GD9254	-	Disc Blade, Fluted, 3/4", 13 Flutes
8	GD14398	-	Spacer
9	GA11520	1	Arm (Style B)

(IP1283)



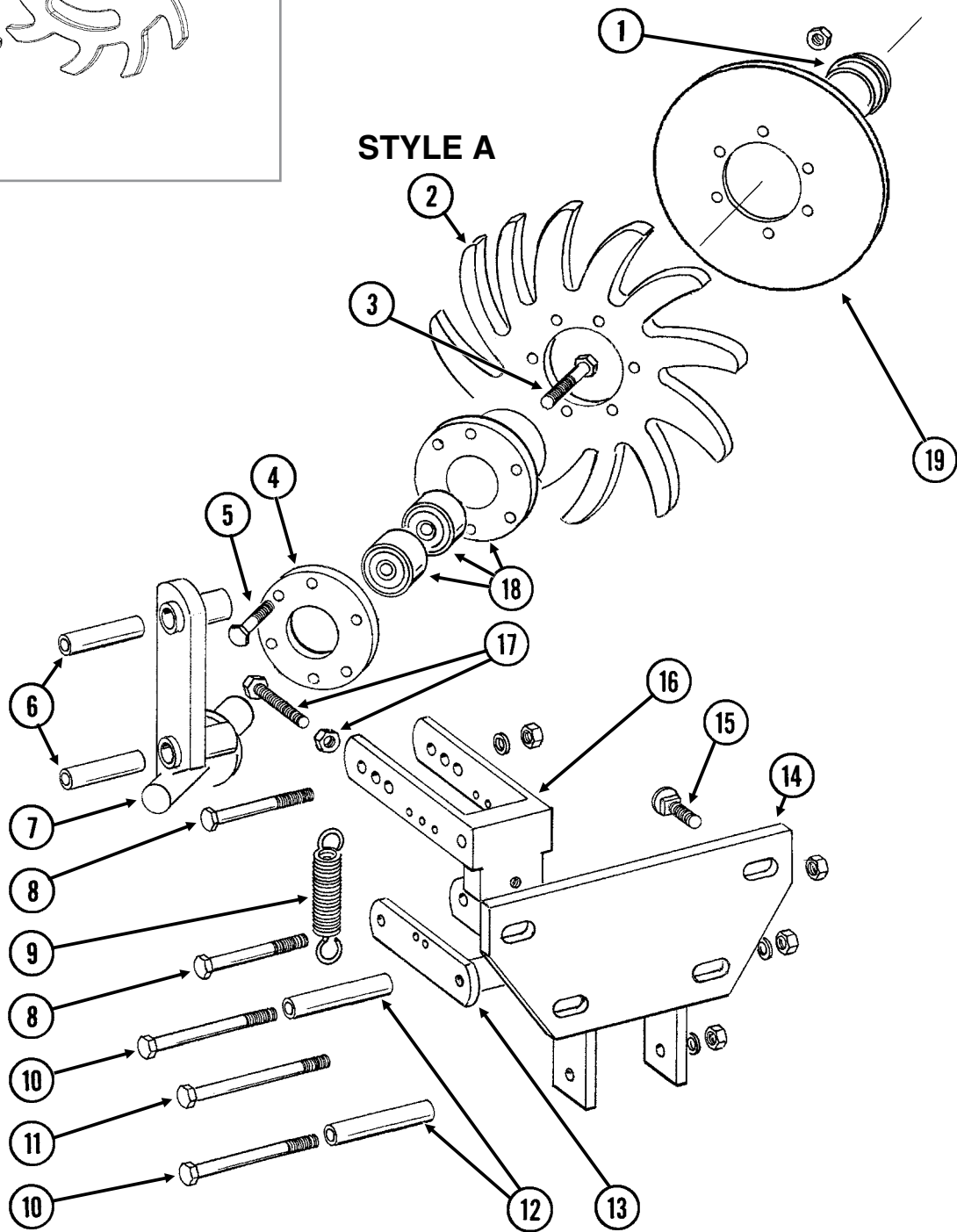
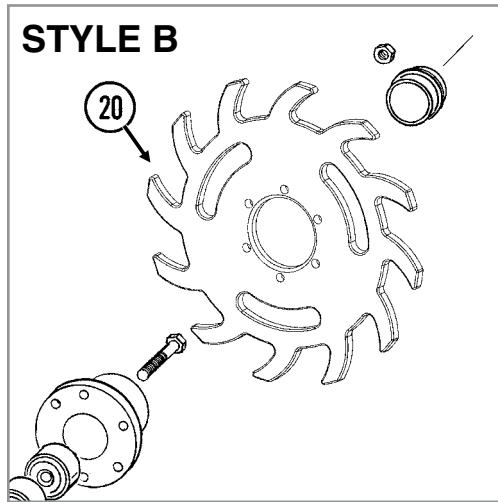
ITEM	PART NO.	QTY. (Per Row)	DESCRIPTION
1	G10536	1	Detent Pin, 1/2" x 2 1/2" Grip
2	G10597	1	Square Head Set Screw, 5/8"-11 x 2 1/4"
3	G10503	1	Hex Jam Nut, 5/8"-11, Grade 2
4	GA5719	1	Mounting Bracket
5	GD7889	6	Bushing, 1" O.D. x 9/16" I.D. x 7/16" Long
6	G10039	2	Hex Head Cap Screw, 1/2"-13 x 1 3/4"
	G11389	2	Flat Washer, 1/2" SAE
	G10111	2	Lock Nut, 1/2"-13
7	GD7890	2	Link
8	GA5715	1	Anchor
9	G10017	4	Hex Head Cap Screw, 1/2"-13 x 1 1/2"
	G11389	2	Flat Washer, 1/2" SAE
	G10111	4	Lock Nut, 1/2"-13
10	GA5892	1	Leveler
11	GD8266	2	Blade
12	G10303	6	Carriage Bolt, 5/16"-18 x 1"
	G11386	4	Flat Washer, 5/16" SAE
	G10109	6	Lock Nut, 5/16"-18, Grade 8
13	G10585	1	Hex Head Cap Screw, 1/2"-13 x 3 1/4"
	G11389	2	Flat Washer, 1/2" SAE
	G10111	1	Lock Nut, 1/2"-13

(IP1284)



ITEM	PART NO.	QTY. (Per Row)	DESCRIPTION
1	GA5719	1	Mounting Bracket
2	GD7890	2	Link
3	GA5715	1	Anchor
4	G10017	2	Hex Head Cap Screw, 1/2"-13 x 1 1/2"
	G10111	2	Lock Nut, 1/2"-13
5	GA5718	1	Support Arm
6	GD7817-01	2	Spacer, 1 1/16" I.D. x 3/4" Long
7	GD7817-04	2	Spacer, 1 1/16" I.D. x 1/2" Long
8	G10572	12	Truss Head Slotted Machine Screw, 5/16"-18 x 7/8"
	G10106	12	Hex Nut, 5/16"-18
9	GD7823	-	Disc Blade, Solid, 12" (Shown)
	GD8307	-	Disc Blade, Notched, 12"
10	GA5654	2	Hub W/Bearings
	GA2014	-	Bearing
11	GD1132	2	Dust Cap
12	G10318	2	Hex Head Cap Screw, 5/8"-11 x 4 1/2"
	G10107	2	Lock Nut, 5/8"-11
	G11391	2	Flat Washer, 5/8" SAE
13	G11389	2	Flat Washer, 1/2" SAE
	G10017	2	Hex Head Cap Screw, 1/2"-13 x 1 1/2"
	G10111	2	Lock Nut, 1/2"-13
14	G10585	1	Hex Head Cap Screw, 1/2"-13 x 3 1/4"
	G11389	2	Flat Washer, 1/2" SAE
	G10111	1	Lock Nut, 1/2"-13
15	G10536	1	Detent Pin, 1/2" x 2 1/2" Grip
16	G10039	2	Hex Head Cap Screw, 1/2"-13 x 1 3/4"
	G10111	2	Lock Nut, 1/2"-13
17	G11389	2	Flat Washer, 1/2" SAE
18	GD7889	6	Bushing, 1" O.D. x 9/16" I.D. x 7/16" Long
19	G10597	1	Square Head Set Screw, 5/8"-11 x 2 1/4"
20	G10503	1	Hex Jam Nut, 5/8"-11, Grade 2

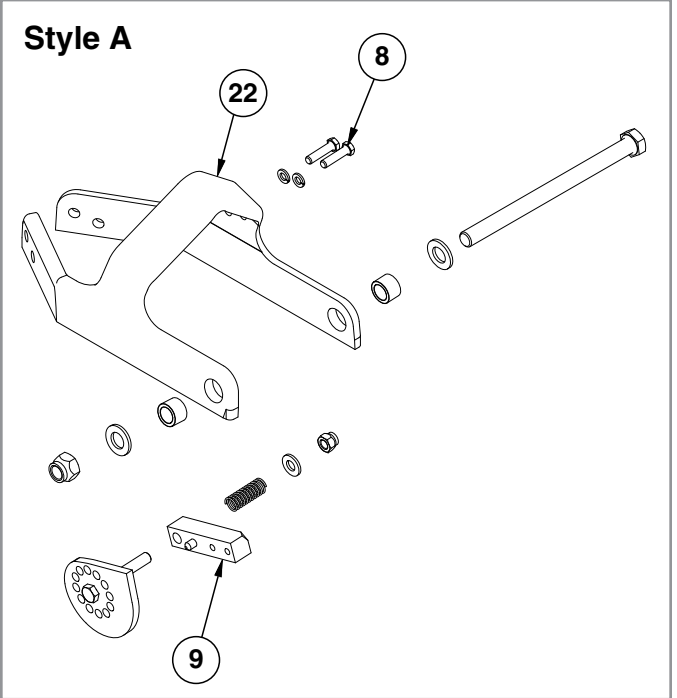
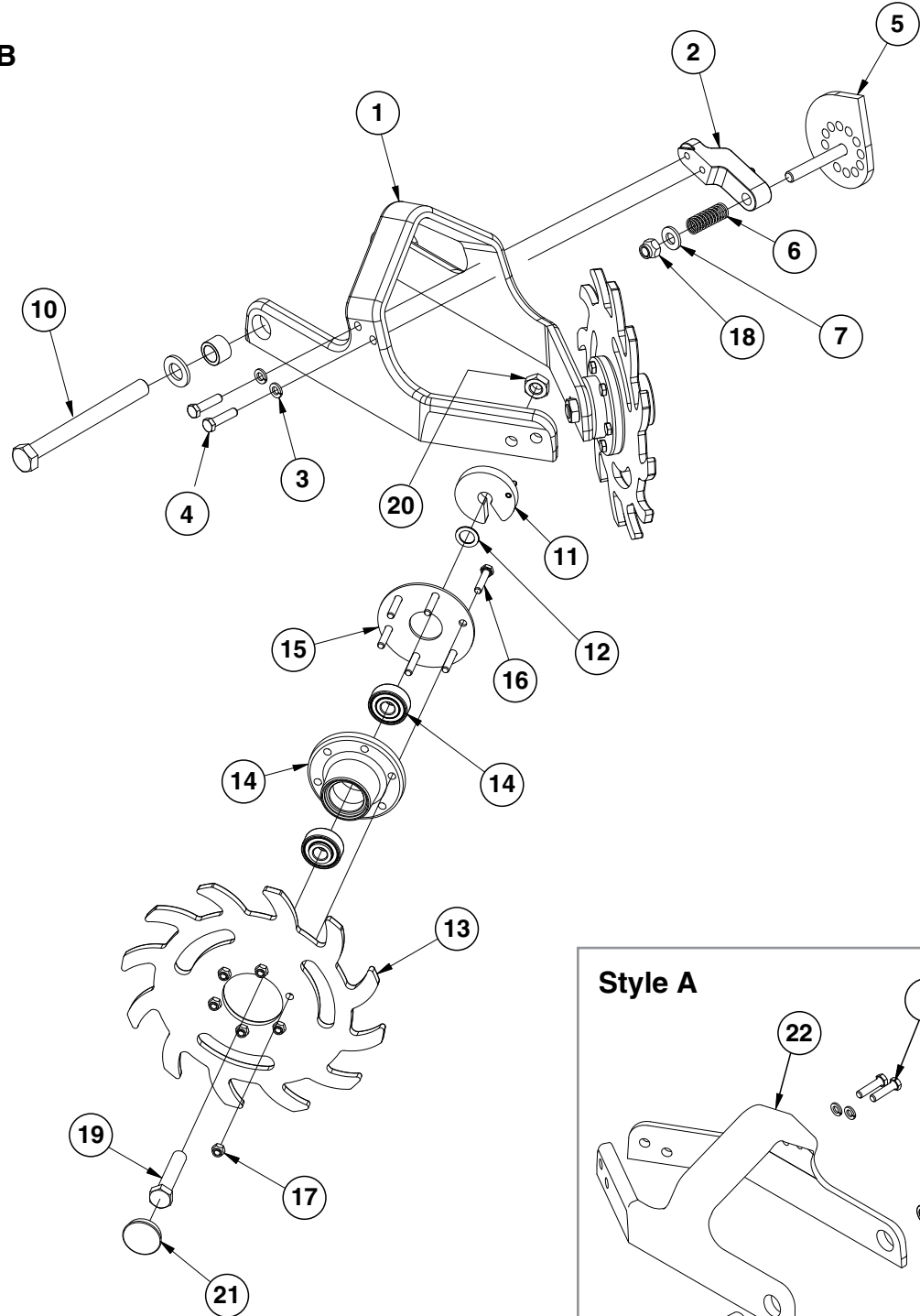
(RU103dd/RU103d)



ITEM	PART NO.	QTY. (Per Row)	DESCRIPTION
1	GD1132	1	Dust Cap
2	GD10552	1	Wheel, 12 Tine, 3/8" x 12"
3	G10006	1	Hex Head Cap Screw, 5/8"-11 x 2 1/4"
4	GD9724	1	Backing Plate
5	G10133	6	Hex Head Cap Screw, 5/16"-18 x 1 1/2"
	G10109	6	Lock Nut, 5/16"-18, Grade 8
6	GD9720	2	Spacer, 1/2" x 2 3/16" Long
7	GA6838	1	Wheel Mount
8	G10033	2	Hex Head Cap Screw, 1/2"-13 x 3 1/2"
	G10228	2	Lock Washer, 1/2"
	G10102	2	Hex Nut, 1/2"-13
9	GD5857	2	Spring
10	G10045	2	Hex Head Cap Screw, 1/2"-13 x 4 1/2"
	G10228	2	Lock Washer, 1/2"
	G10102	2	Hex Nut, 1/2"-13
11	G10348	1	Hex Head Cap Screw, 1/2"-13 x 5" (Lockup Bolt)
	G10111	1	Lock Nut, 1/2"-13
12	GD9715	2	Spacer, 1/2" x 3" Long
13	GA6834	1	Lower Link
14	GA6832	1	Mount
15	G10574	4	Carriage Bolt, 1/2"-13 x 1 1/4"
	G10111	4	Lock Nut, 1/2"-13
16	GA6833	1	Upper Link
17	G10371	1	Hex Head Cap Screw, 1/2"-13 x 3", Full Thread
	G10501	1	Hex Jam Nut, 1/2"-13, Grade 2
18	GA5654	1	Hub W/Bearings
	GA2014	-	Bearing
19	GD12534	-	Cover
20	GB0387	1	Wheel, 12 Tine, 3/8" x 12"
A	GA7446	-	Wheel Assembly, 12 Tine, R.H. (Items 2, 4, 5 And 18)
B	GA12236	-	Wheel Assembly, 12 Tine, R.H. (Items 4, 5, 18 And 20)

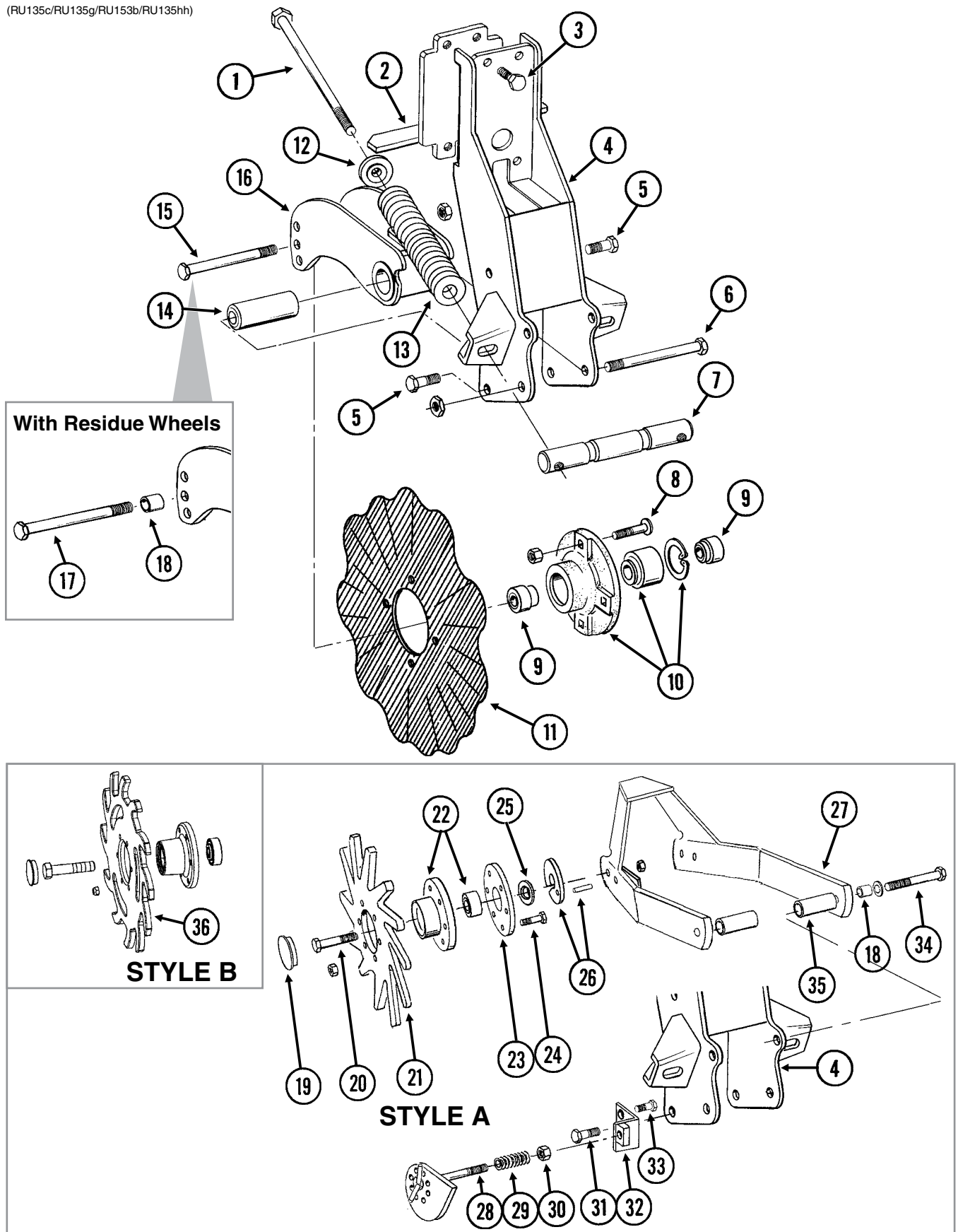
(IP1468)

Style B



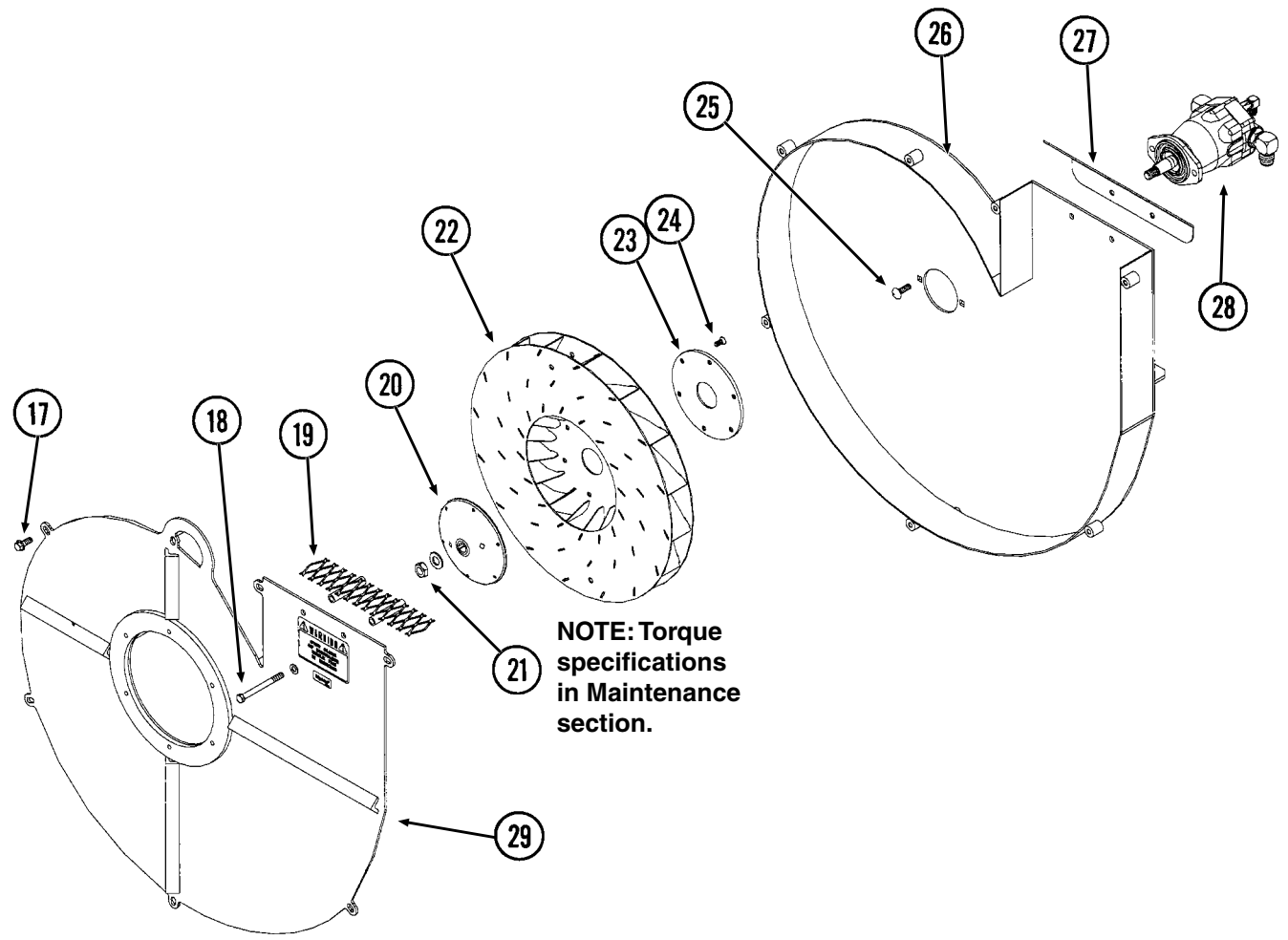
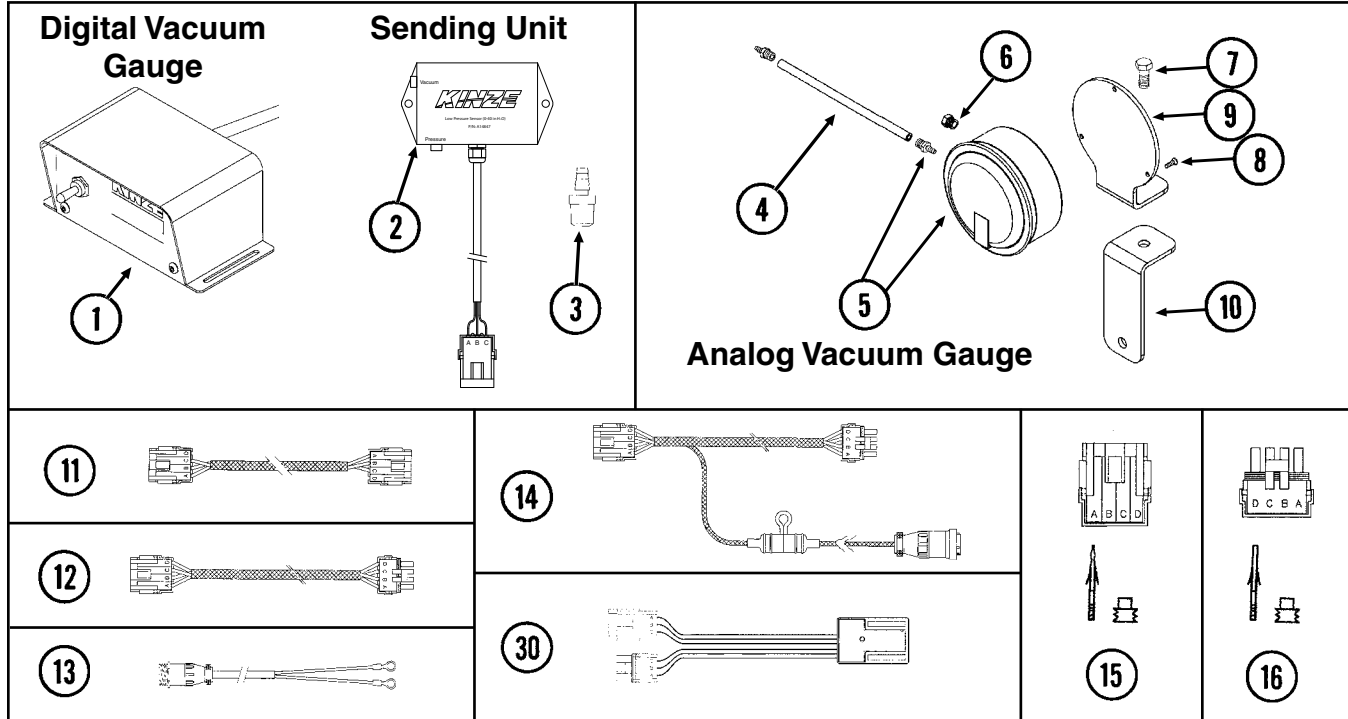
ITEM	PART NO.	QTY. (Per Row)	DESCRIPTION
1	GB0464	1	Residue Wheel Mount
2	GD26793	1	Cam Locking Pin
3	G10229	2	Lock Washer, 3/8"
4	G10004	2	Hex Head Cap Screw, 3/8"-16 x 1 1/4"
5	GA14251	1	Cam
6	GD10519	1	Spring
7	G11389	1	Flat Washer, 1/2" Plated SAE
8	G10003	2	Hex Head Cap Screw, 3/8"-16 x 1 1/2"
	G10229	2	Lock Washer, 3/8"
9	GA14250	1	Locking Pin
10	G11236	1	Hex Head Cap Screw, 3/4"-10 x 10 1/2"
	G11392	2	Flat Washer, 3/4" SAE
	GB0383	2	Bushing, 1 1/8" O.D. x 25/32" I.D. x 3/4" Long
	G11228	1	Lock Nut, 3/4"-10
11	GA8760	2	Weed Guard W/Spring Pin
	G10765	-	Spring Pin, 1/4" x 1"
12	G10213	4	Machine Bushing, 5/8" (.030" Thick)
13	GB0387	2	Wheel, 12 Tine, 3/8" x 12"
14	GA5654	2	Hub W/Bearings
	GA2014	-	Bearing
15	GD9724	2	Backing Plate
16	G10133	12	Hex Head Cap Screw, 5/16"-18 x 1 1/2"
17	G10109	12	Lock Nut, 5/16"-18, Grade 8
18	G10974	1	Lock Nut W/Nylon Insert, 1/2"-13
19	G10010	2	Hex Head Cap Screw, 5/8"-11 x 3"
20	G10503	2	Hex Jam Nut, 5/8"-11, Grade 2
21	GD1132	2	Dust Cap
22	GB0464	1	Residue Wheel Mount
A	GA12235	-	L.H. Residue Wheel (Items 13-17)
B	GA12236	-	R.H. Residue Wheel (Items 13-17)

(RU135c/RU135g/RU153b/RU135hh)



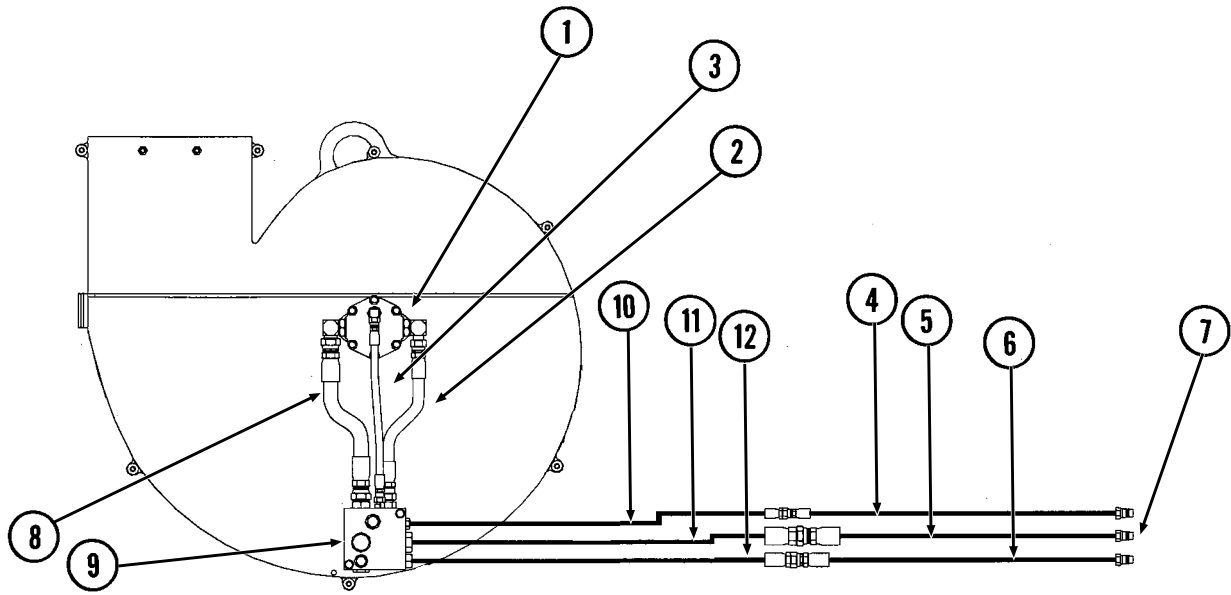
ITEM	PART NO.	QTY. (Per Row)	DESCRIPTION
1	G11010	2	Hex Head Cap Screw, 3/4"-10 x 12"
2	GA9844	1	Plate W/Angle
3	G10039	4	Hex Head Cap Screw, 1/2"-13 x 1 3/4"
4	GA9131	1	Coulter Frame
5	G10007	4	Hex Head Cap Screw, 5/8"-11 x 1 1/2"
	G10107	4	Lock Nut, 5/8"-11
6	G10400	1	Hex Head Cap Screw, 3/4"-10 x 6 1/2"
	G10112	1	Lock Nut, 3/4"-10
7	GD12826	1	Spring Anchor Bar
8	G10574	4	Carriage Bolt, 1/2"-13 x 1 1/4"
	G10111	4	Lock Nut, 1/2"-13
9	GD12827	2	Adapter
10	GA8641	1	Hub W/Bearing And Retaining Ring
	GA8603	1	Bearing, Double Row
	GD11652	1	Retaining Ring (Beveled), 2 7/16"
	GD19292	-	Retaining Ring (Square), 2 7/16"
11	GD7803	1	Disc Blade, Fluted, 1", 8 Flutes (Shown)
	GD7804	-	Disc Blade, Bubbled, 1"
	GD9254	-	Disc Blade, Fluted, 3/4", 13 Flutes
12	GB0213	2	Spring Seat
13	GD12817	2	Compression Spring
14	GD12829	1	Sleeve
15	G10046	1	Hex Head Cap Screw, 5/8"-11 x 5"
	G10107	1	Lock Nut, 5/8"-11
16	GA9845	1	Coulter Arm W/Grease Fitting
	G10643	-	Grease Fitting, 45°, 1/4"-28
17	G10011	1	Hex Head Cap Screw, 5/8"-11 x 5 1/2"
	G10107	1	Lock Nut, 5/8"-11
18	GB0218	3	Bushing, 2 1/32" I.D. x 7/8" O.D. x 1 9/32" Long
19	GD1132	2	Dust Cap
20	G10010	2	Hex Head Cap Screw, 5/8"-11 x 3"
	G10503	2	Hex Jam Nut, 5/8"-11, Grade 2
21	GD10552	2	Wheel, 12 Tine, 3/8" x 12"
22	GA5654	2	Hub W/Bearings
	GA2014	-	Bearing
23	GD9724	2	Backing Plate
24	G10133	12	Hex Head Cap Screw, 5/16"-18 x 1 1/2"
	G10109	12	Lock Nut, 5/16"-18, Grade 8
25	G10213	2	Machine Bushing, 5/8" (.030" Thick)
26	GA9862	2	Weed Guard W/Spring Pin
	G10765	-	Spring Pin, 1/4" x 1"
27	GA9865	1	Mount
28	GA9861	1	Cam
29	GD10519	1	Spring
30	G10974	1	Lock Nut W/Nylon Insert, 1/2"-13
31	G10005	1	Hex Head Cap Screw, 5/8"-11 x 1 3/4"
	G10107	4	Lock Nut, 5/8"-11
32	GA15312	1	Support
33	G10014	1	Hex Head Cap Screw, 1/2"-13 x 1"
	G10102	1	Hex Nut, 1/2"-13
34	G10011	2	Hex Head Cap Screw, 5/8"-11 x 5 1/2"
	G11391	2	Flat Washer, 5/8" SAE
	G10730	2	Lock Nut W/Nylon Insert, 5/8"-11
35	GD14170	2	Sleeve, 3"
36	GB0387	2	Wheel, 12 Tine, 3/8" x 12"
A	GA7446	-	Wheel Assembly, 12 Tine, R.H. (Items 21-24) (Shown)
	GA7445	-	Wheel Assembly, 12 Tine, L.H. (Items 21-24)
B	GA12236	-	Wheel Assembly, 12 Tine, R.H. (Items 22, 23, 24 And 36) (Shown)
	GA12235	-	Wheel Assembly, 12 Tine, L.H. (Items 22, 23, 24 And 36)

(A11154/A14847/GR1736/A10765/A11158/A11699/A7856/A11155/A8329/EF73)



ITEM	PART NO.	QTY.	DESCRIPTION
1	GA11154	1	Digital Vacuum Gauge W/4-Pin Connector
2	GA14847	1	Low Pressure Sensor (0-40 IN H2O)
	GD17151-20	-	Nylon Tubing, ¼" O.D. x 10'
	GA9964	-	Strain Relief
3	GR1736	1	Hose Barb, ½" Male NPT To Barb
4	GD15849-02	1	Clear Plastic Tubing, ⅝" O.D. 120"
5	GA10765	1	Analog Vacuum Gauge W/Hose Barb
	GR1777	-	Hose Barb, ½" Male NPT To ⅜" Barb
6	GA10799	1	Breather, ⅛" Male NPT
7	G10001	1	Hex Head Cap Screw, ⅜"-16 x 1"
	G10108	1	Lock Nut, ⅜"-16
8	G11215	3	Hex Socket Head Cap Screw, No. 6-32 x ⅜", Grade 8
9	GD15804	1	Mount
10	GD15803	1	Support
11	GA11917	1	Harness, 240"
12	GA11699	-	Extension Harness, 180"
13	GA7856	-	Power Lead Adapter
14	GA11155	1	Harness W/Fuse Holder And Fuse, 132"
	GD14258	-	Fuse Holder
	GD14660	-	Fuse, 2 Amp Delay Action
	G1K268	-	Console Cable Connector Kit, Includes: (1) 3-Pin Connector, (1) Cable Clamp, (1) Lock Ring, (3) Female Terminal Pins
15	GA8328	-	4-Pin Connector W/Female Housing, 4 Seals And 4 Pin Contacts
16	GA8329	-	4-Pin Connector W/Male Housing, 4 Seals And 4 Socket Contacts
17	G11124	7	Whiz Lock Bolt, ⅜"-18 x 1"
18	G10063	2	Hex Head Cap Screw, ⅜"-16 x 4"
	G10753	2	Hex Head Cap Screw, ⅜"-16 x 4½"
	G11387	2	Flat Washer, ⅜" SAE
	G10108	2	Lock Nut, ⅜"-16
19	GA11987	2	Screen
20	GD15790	1	Hub
21	G10499	1	Hex Jam Nut, ⅝"-18, Grade 2
	G11391	1	Flat Washer, ⅝" SAE
22	GA10635	1	Impeller
23	GD15789	1	Backing Plate
24	G11133	6	Hex Socket Head Cap Screw, ⅝"-18 x ¾", Grade 8
25	G10599	2	Carriage Bolt, ⅜"-16 x 1¼"
	G10229	2	Lock Washer, ⅜"
	G10101	2	Hex Nut, ⅜"-16
26	GA10148	1	Shroud
27	GD15863	1	Discharge Deflector
28	---	-	See "Vacuum Fan Hydraulic Motor Assembly" on page P48
29	GA10752	1	Cover
30	GA12812	-	Hall Effect Adapter
A	GA10143	-	Vacuum Fan Assembly (Items 17-29)

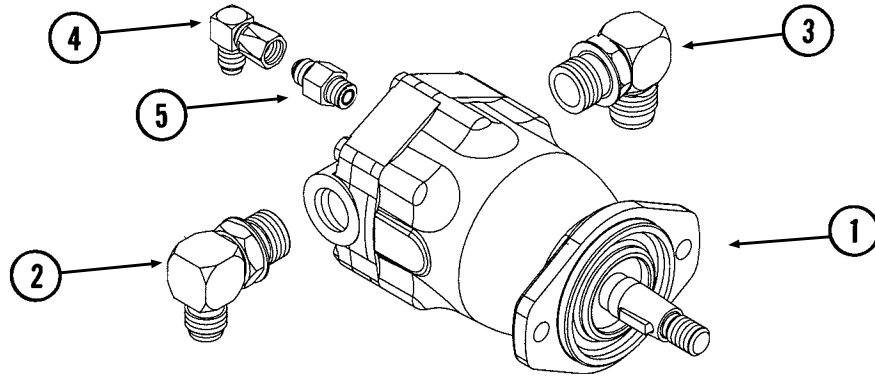
(PLTR176a)



ITEM	PART NO.	QTY.	DESCRIPTION
1	---	-	See "Vacuum Fan Hydraulic Motor Assembly" on page P48
2	*A8294	1	Hose Assembly, 1/2" x 19"
3	*A12011	1	Hose Assembly, 3/8" x 20"
4	*A12012	1	Hose Assembly, 3/8" x 108"
5	*A3396	1	Hose Assembly, 3/4" x 108"
6	*A1414	1	Hose Assembly, 1/2" x 108"
7	GD4086	-	ISO Coupler
8	*A3395	1	Hose Assembly, 3/4" x 17"
9	---	-	See "Vacuum Fan Motor Valve Block Assembly (Located Below Vacuum Fan Motor Assembly)" on page P49
10	*A12013	1-2	Hose Assembly, 3/8" x 114"
11	*A3397	1-2	Hose Assembly, 3/4" x 114"
12	*A8295	1-2	Hose Assembly, 1/2" x 114"

* Hydraulic hose is not stocked by Kinze Repair Parts, but can be made available on a special order basis. Call for quote.

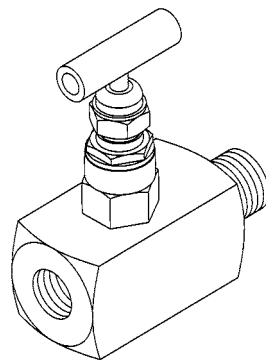
(METR21a)



ITEM	PART NO.	QTY.	DESCRIPTION
1	GA10149 GR1734	1 -	Hydraulic Motor Seal Kit
2	G6801-10-12 GR1467	1 -	Elbow W/O-Ring, 90°, 7/8"-14 Male JIC To 1 1/16"-12 O-Ring
3	G6801-12 GR1467	1 -	Elbow W/O-Ring, 90°, 1 1/16"-12 Male JIC To O-Ring
4	G6500-06	1	Swivel Elbow, 90°, 9/16"-18 Male JIC To Female
5	G6400-06 GR1045	1 -	Connector W/O-Ring, 9/16"-18 Male JIC To O-Ring

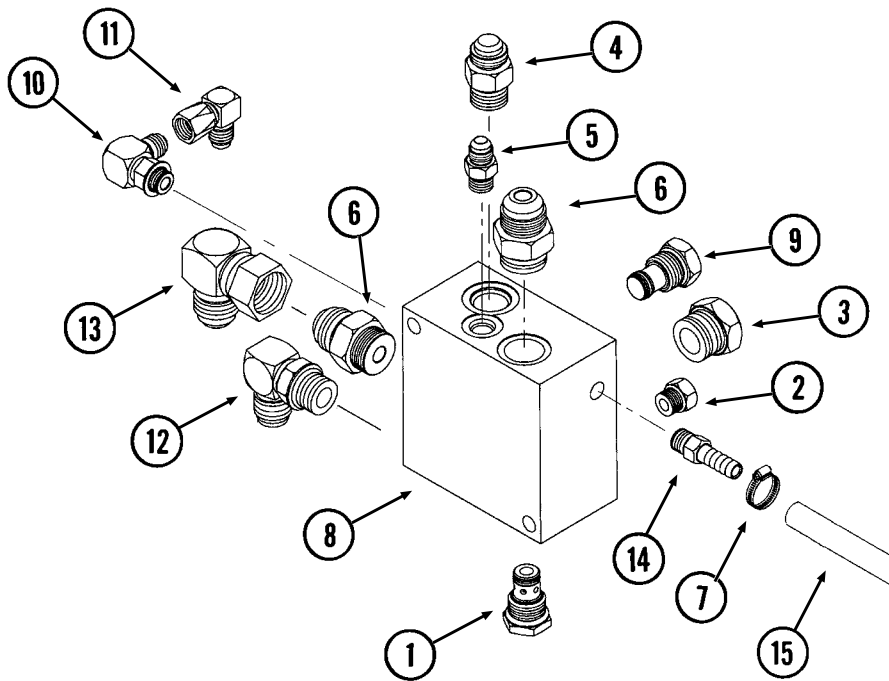
Optional Flow Control Needle Valve Kit

(A11650)



ITEM	PART NO.	QTY.	DESCRIPTION
1	G1K426	-	Needle Valve Kit W/Instructions

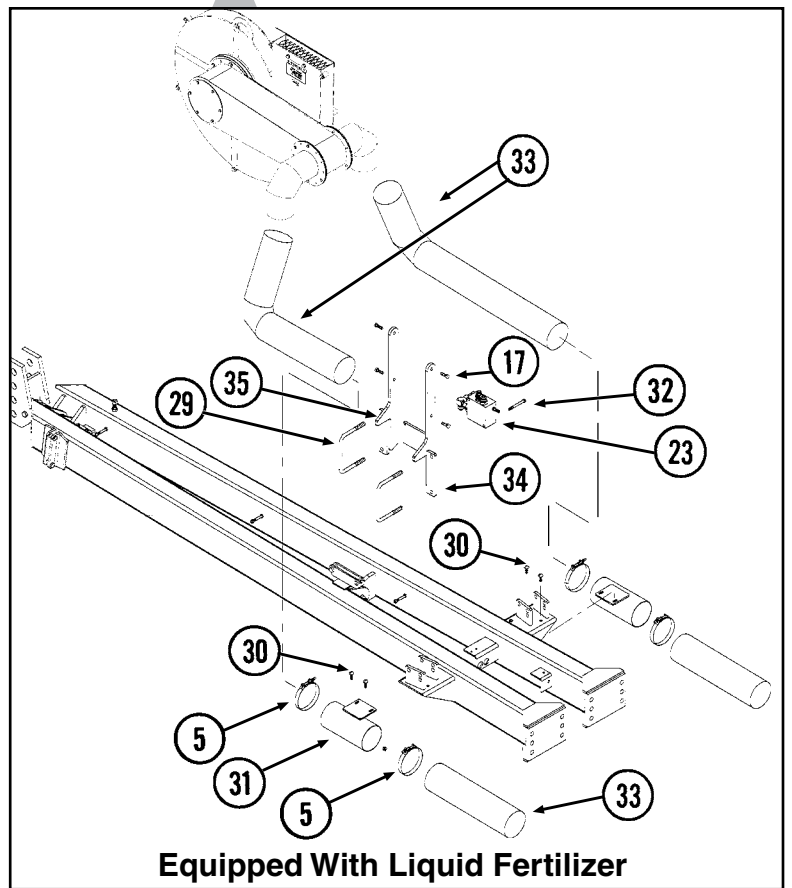
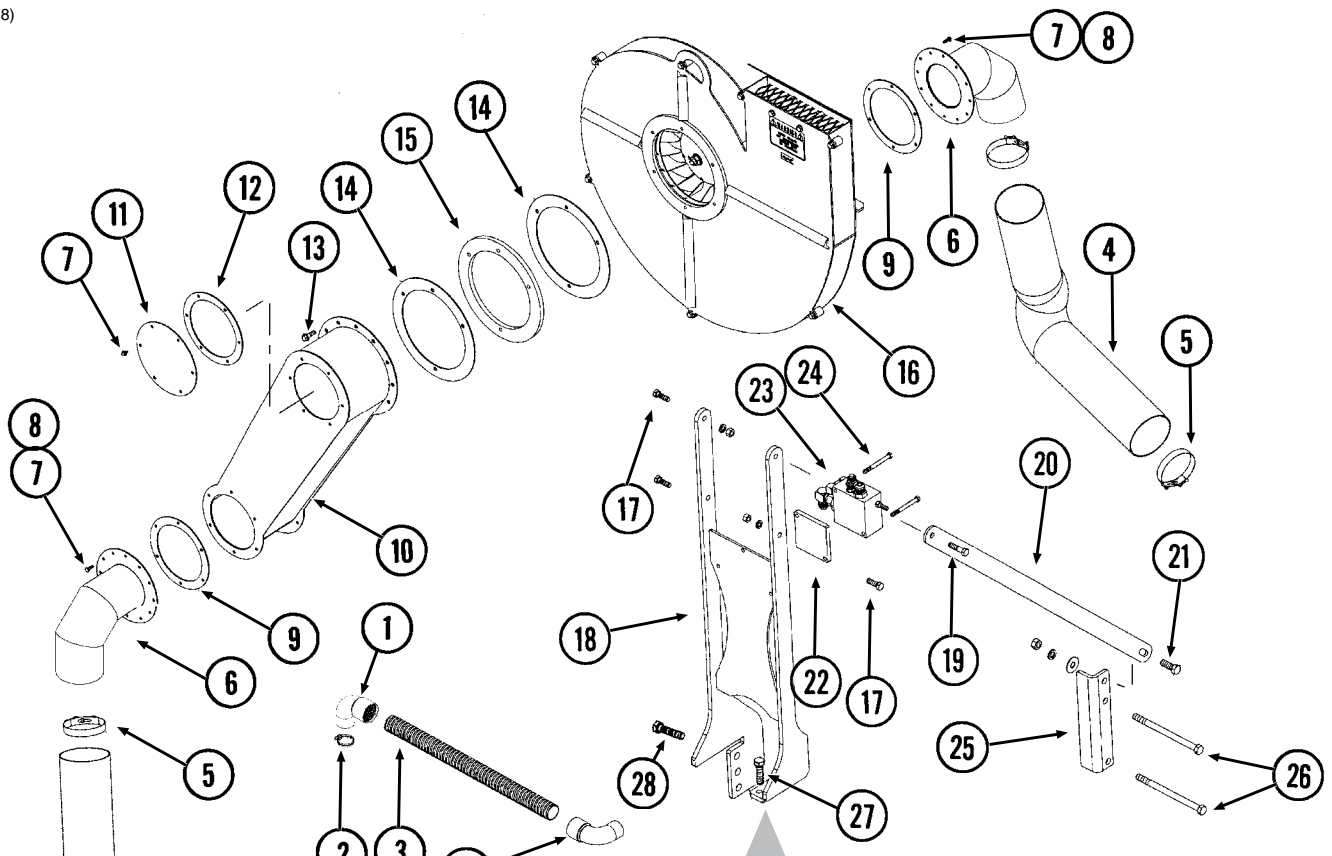
(A11958)



ITEM	PART NO.	QTY.	DESCRIPTION
1	GA4293 GR2041	1 -	Check Valve Seal Kit
2	G6408-06 GR1045	1 -	Plug W/O-Ring, 1/16"-18 O-Ring
3	G6408-12 GR1467	1 -	Plug W/O-Ring, 1 1/16"-12 O-Ring
4	G6400-10 GR1466	1 -	Connector W/O-Ring, 7/8"-14 Male JIC To O-Ring
5	G6400-06 GR1045	1 -	Connector W/O-Ring, 1/16"-18 Male JIC To O-Ring
6	G6400-12 GR1467	2 -	Connector W/O-Ring, 1 1/16"-12 Male JIC To O-Ring
7	G10681	1	Hose Clamp, No. 6
8	GD16188	1	Valve Block
9	GA11934	1	Relief Valve Cartridge
10	G6801-06 GR1045	1 -	Elbow W/O-Ring, 90°, 1/16"-18 Male JIC To O-Ring
11	G6500-06	1	Swivel Elbow, 90°, 1/16"-18 Male JIC To Female
12	G6801-10 GR1466	1 -	Elbow W/O-Ring, 90°, 7/8"-14 Male JIC To O-Ring
13	G6500-12	1	Swivel Elbow, 90°, 1 1/16"-12 Male JIC To Female
14	GD11700	1	Adapter, 1/4" NPT To 3/8" Barb
15	GD6279-05	1	Clear Plastic Tubing, 1/16" O.D. x 60"

This page left blank intentionally.

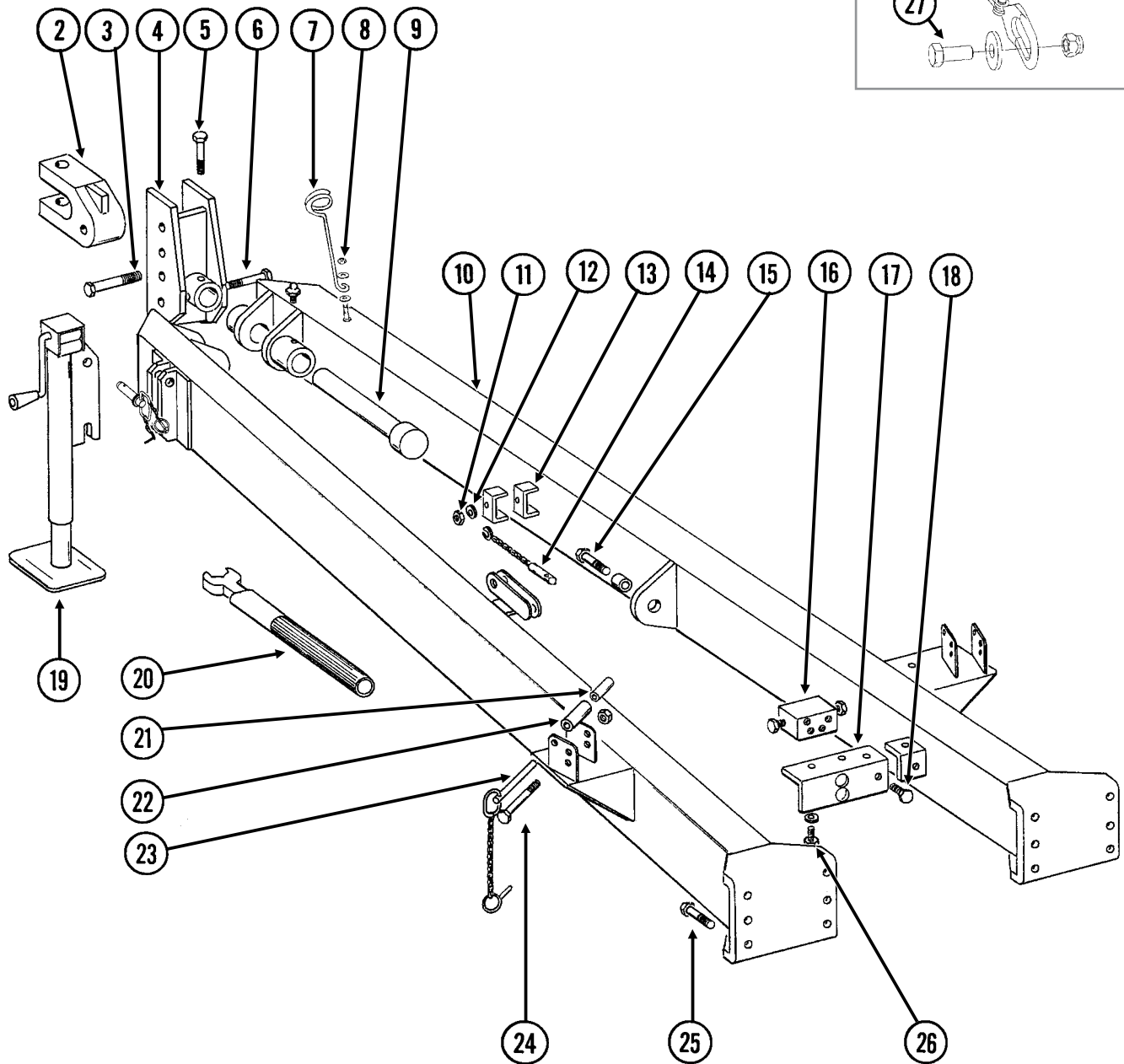
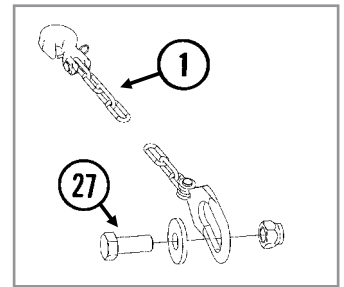
(EF87/EF88)



Equipped With Liquid Fertilizer

ITEM	PART NO.	QTY.	DESCRIPTION
1	GD14626	24	Elbow, 90°, 2"
2	G10676	-	Hose Clamp. No. 36, Stainless Steel
3	GD15792-19	10	Hose, 2" x 34"
	GD15792-20	2	Hose, 2" x 32"
4	GD15867-03	2	Hose, 5" x 36"
5	G11188	4	T-Bolt Clamp, 5¼"
6	GA11940	2	Manifold Elbow
7	G11166	10	Whix Lock Bolt, ¼"-20 x ¾"
8	G10023	8	Hex Head Cap Screw, ¼"-20 x ¾"
	G10110	8	Lock Nut, ¼"-20, Grade B
9	GD16842	2	Manifold Gasket, ⅛" x 8⅜" (6⅝" I.D.)
10	GA11945	1	Fan Drop Housing
11	GD16840	1	Cover
12	GD16991	1	Cover Gasket, ⅛" x 8⅜" (6½" I.D.)
13	G11204	4	Hex Head Cap Screw, ⅜"-16 x 1¼"
14	GD16992	2	Gasket, ⅛" x 11⅞"
15	GD16839	1	Spacer, ½" x 12"
16	---	-	See "Digital Vacuum Gauge, Analog Vacuum Gauge, and Vacuum Fan Assembly" on page P46
17	G10017	3-4	Hex Head Cap Screw, ½"-13 x 1½"
	G10228	3-4	Lock Washer, ½"
	G10102	3-4	Hex Nut, ½"-13
18	GA11946	1	Support
19	G10016	1	Hex Head Cap Screw, ½"-13 x 2"
	G10228	1	Lock Washer, ½"
	G10102	1	Hex Nut, ½"-13
20	GD17074	1	Brace
21	G10005	1	Hex Head Cap Screw, ⅝"-11 x 1¾"
	G11391	1	Flat Washer, ⅝" SAE
	G10230	1	Lock Washer, ⅝"
	G10104	1	Hex Nut, ⅝"-11
22	GD17073	1	Spacer, 4½" x 4½"
23	---	-	See "Vacuum Fan Motor Valve Block Assembly (Located Below Vacuum Fan Motor Assembly)" on page P49
24	G10326	2	Hex Head Cap Screw, ⅜"-16 x 3¼"
	G10229	2	Lock Washer, ⅜"
	G10101	2	Hex Nut, ⅜"-16
25	GD16466	1	Bracket
26	G10152	2	Hex Head Cap Screw, ⅝"-11 x 9"
	G11391	2	Flat Washer, ⅝" SAE
	G10230	2	Lock Washer, ⅝"
	G10104	1	Hex Nut, ⅝"-11
27	G10039	2	Hex Head Cap Screw, ½"-13 x 1¾"
	G10228	2	Lock Washer, ½"
	G10102	2	Hex Nut, ½"-13
28	---	-	See "Hitch and Safety Chain" on page P53
29	GD16598	2	U-Bolt, 4" x 7" x ⅝"-11
	G10230	2	Lock Washer, ⅝"
	G10104	2	Hex Nut, ⅝"-11
30	G10599	4	Carriage Bolt, ⅜"-16 x 1¼"
	G10622	4	Serrated Flange Nut, ⅜"-16
31	GA11961	2	Bracket (Manifold Hose)
32	G10062	2	Hex Head Cap Screw, ⅜"-16 x 3"
33	GD15867-06	4	Hose, 5" x 45"
34	GA11959	1	Support, Rear
35	GA11960	1	Support, Front

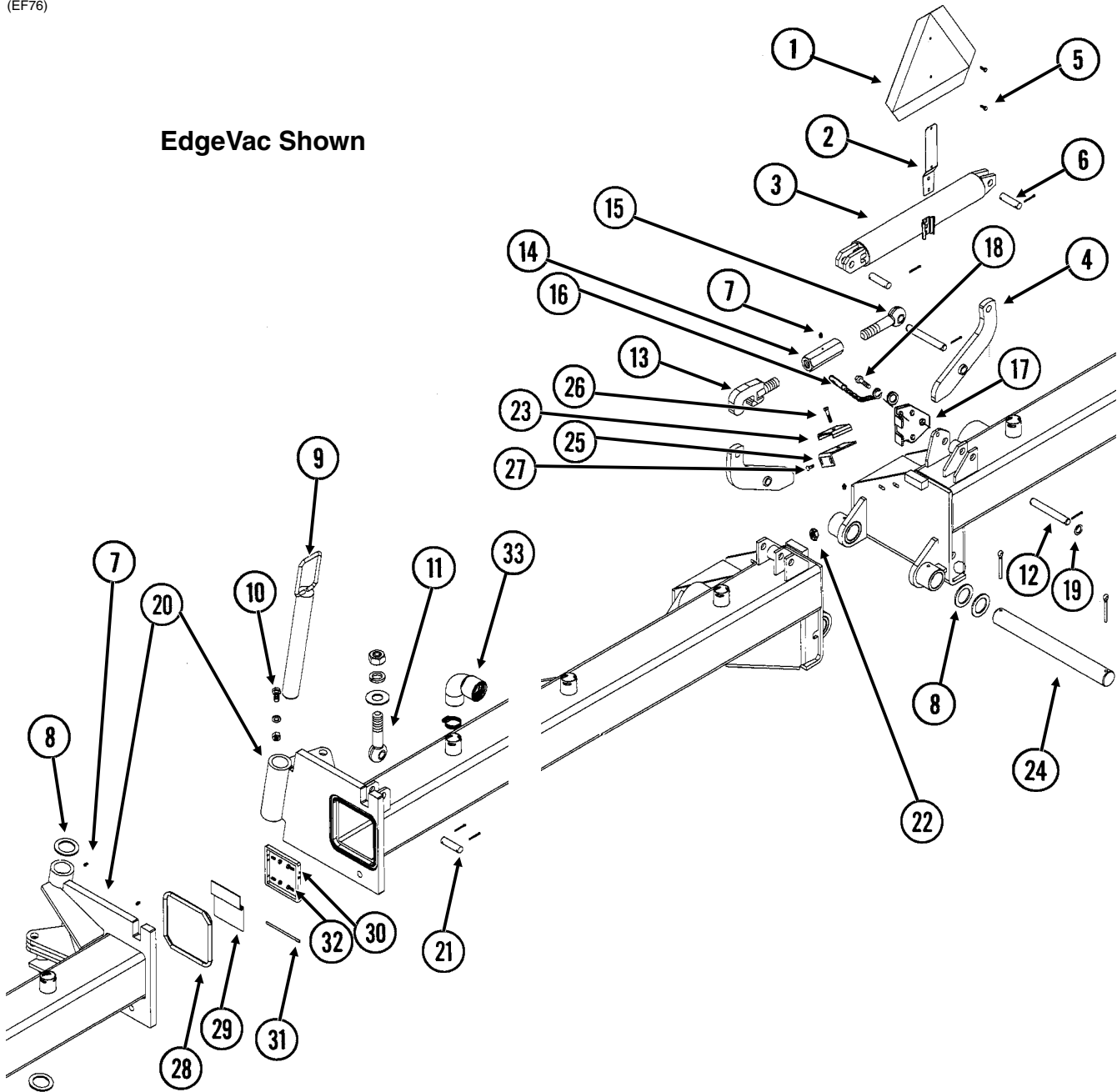
(WGN47a/EF32c/A13595)



ITEM	PART NO.	QTY.	DESCRIPTION
1	GA13595 G1K411	1 -	Safety Chain W/Hook, 3/8" Safety Chain Repair Kit, Includes: (1) Hook, (1) Flat Washer, (1) Latch Pin, (1) Safety Latch, (1) Spring And (1) Retaining Ring
2	GB0156	1	Clevis
3	G10169 G10157	1 1	Hex Head Cap Screw, 1 1/4"-7 x 6" Lock Nut, 1 1/4"-7
4	GA8097	1	Hitch Cap
5	G10036 G10230 G10104	1 1 1	Hex Head Cap Screw, 5/8"-11 x 4" Lock Washer, 5/8" Hex Nut, 5/8"-11
6	G10011 G10230 G10104	1 1 1	Hex Head Cap Screw, 5/8"-11 x 5 1/2" Lock Washer, 5/8" Hex Nut, 5/8"-11
7	GD8260	1	Hose Holder
8	G11391 G10107	2 1	Flat Washer, 5/8" SAE Lock Nut, 5/8"-11
9	GA5755	1	Pin, 2 1/8" x 14"
10	A8048 G10641	1 -	Hitch W/Grease Fittings (Includes Items 4-7 And 11) (Non-Stock Item) Grease Fitting, 1/8" NPT
11	G10108	3	Lock Nut, 3/8"-16
12	G11387	-	Flat Washer, 3/8" SAE
13	GD5875	6	Hose Clamp, 9/16" x 2 1/2" x 2"
14	GA8318	1	Detent Pin W/Chain
15	G10028 GB0169 G10112	1 1 1	Hex Head Cap Screw, 3/4"-10 x 3" Bushing Lock Nut, 3/4"-10
16	---	-	See "Row Marker Sequencing/Flow Control Valve" on page P91
17	GD7976	1	Bracket
18	G10019 G10232 G10106	2 2 2	Hex Head Cap Screw, 5/16"-18 x 1" Lock Washer, 5/16" Hex Nut, 5/16"-18
19	GA13986 GA4995 GR0516 GR0515	1 - - -	Jack Assembly Complete Detent Pin Assembly Crank Assembly Bevel Gear Set, Includes: (2) Bevel Gears, (1) Gear Pin, (1) Groove Pin
20	GA6798	1	Wrench
21	GD3180-23	-	Sleeve, 5/8" I.D. x 7/8" O.D. x 3 3/16" Long
22	GD2734-13	-	Sleeve, 1 1/4" O.D. x 3 1/8" Long
23	GA8312	-	Pin W/Lynch Pin, 5 1/2"
24	G10011 G10107	- 2	Hex Head Cap Screw, 5/8"-11 x 5 1/2" Lock Nut, 5/8"-11
25	G10028 G10231 G10105	12 12 12	Hex Head Cap Screw, 3/4"-10 x 3" Lock Washer, 3/4" Hex Nut, 3/4"-10
26	G10001 G11387	2 2	Hex Head Cap Screw, 3/8"-16 x 1" Flat Washer, 3/8" SAE
27	G10494 GD10646 G10157	1 1 1	Hex Head Cap Screw, 1 1/4"-7 x 3 1/2" Special Washer Lock Nut, 1 1/4"-7

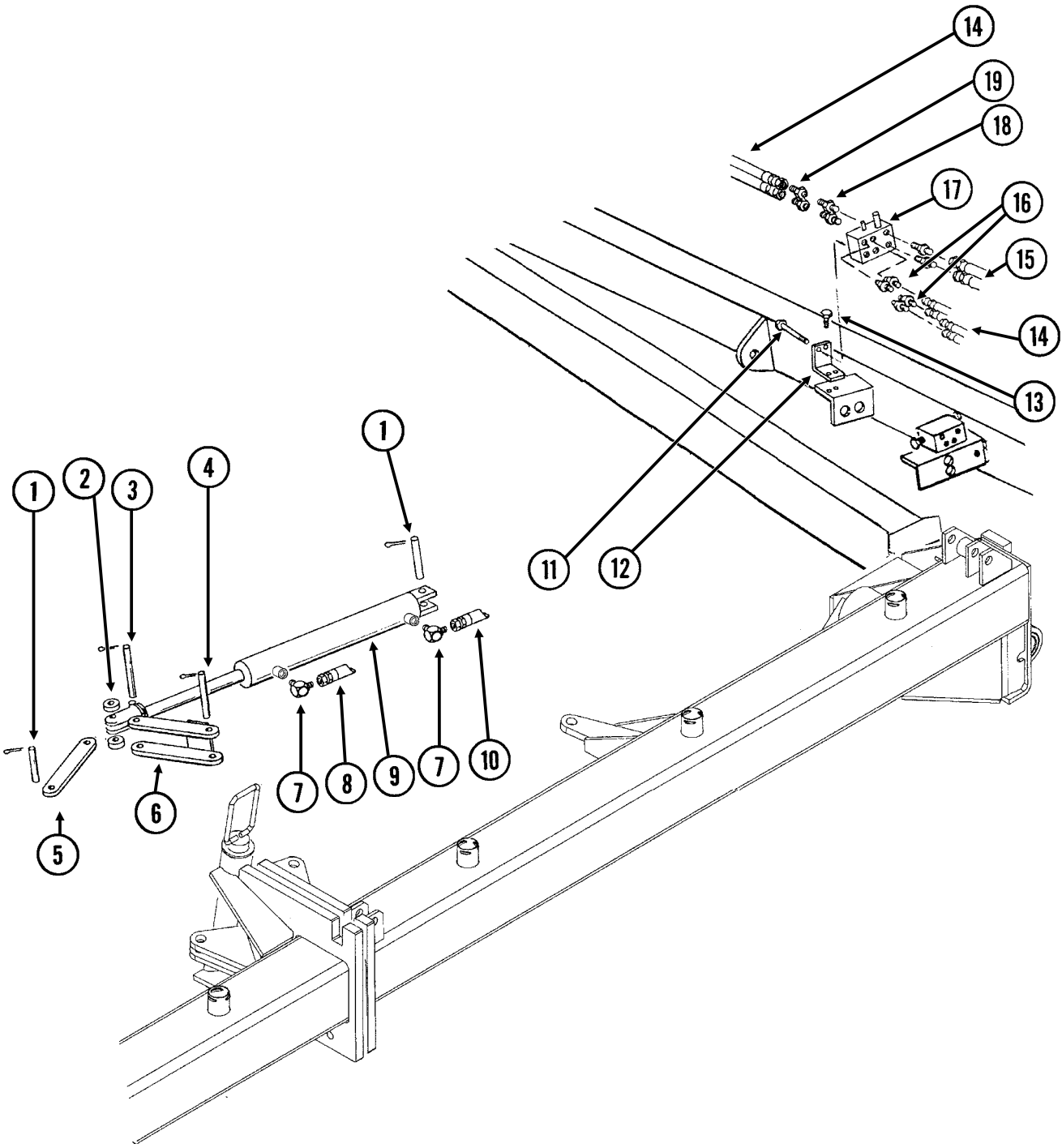
(EF76)

EdgeVac Shown



ITEM	PART NO.	QTY.	DESCRIPTION
1	---	-	See "Miscellaneous" on page P141
2	GD2200	1	Spade
3	GA7513	1	Spring Canister W/Mounting Hardware (Includes Item 3 And 6)
4	GA6055	2	Arm
5	G10023	2	Hex Head Cap Screw, 1/4"-20 x 3/4"
	G10110	2	Lock Nut, 1/4"-20, Grade B
6	GD3311	2	Pin, 7/8" x 3 1/8"
	G10457	4	Cotter Pin, 5/32" x 1 1/2"
7	G10640	4	Grease Fitting, 1/4"-28
8	G10404	4	Machine Bushing, 3 1/8" x 2 1/8" x 3/16"
9	GA8033	2	Pin
10	G10007	2	Hex Head Cap Screw, 5/8"-11 x 1 1/2"
	G10230	2	Lock Washer, 5/8"
	G10104	2	Hex Nut, 5/8"-11
11	GD3373	2	Eyebolt
	G11396	4	Flat Washer, 1 1/4"
	G10236	2	Lock Washer, 1 1/4"
	GD9688	2	Special Nut, 1 1/4"-7
12	GD11298	2	Pin, 7/8" x 6 9/16"
	G10457	4	Cotter Pin, 5/32" x 1 1/2"
13	GA8335	1	Hook
14	GD7972	1	Turnbuckle
15	GD3373	1	Eyebolt
16	GA7022	1	Detent Pin W/Chain
17	GD11300	1	Lockup
18	G10017	1	Hex Head Cap Screw, 1/2"-13 x 1 1/2"
	G10228	1	Lock Washer, 1/2"
	G10102	1	Hex Nut, 1/2"-13
19	G10235	-	Machine Bushing, 7/8", 14 Gauge
20	A11939	-	Frame, 8 Row 36"/38", 302", (Includes Items 7-10) (Non-Stock Item) (EdgeVac)
	A8116	-	Frame, 8 Row 36"/38", 302", (Includes Items 7-10) (Non-Stock Item) (Mechanical)
	A11938	-	Frame, 12 Row 30", 351 1/2", (Includes Items 7-10) (Non-Stock Item) (EdgeVac)
	A8036	-	Frame, 12 Row 30", 351 1/2", (Includes Items 7-10) (Non-Stock Item) (Mechanical)
21	GD3311	2	Pin, 7/8" x 3 1/8"
	G10457	4	Cotter Pin, 5/32" x 1 1/2"
22	G10108	2	Lock Nut, 3/8"-16
23	GD14534	-	Hose Clamp, 3/4" x 4" x 4 1/2"
24	GD7948	1	Shaft, 2 1/8" x 20"
	G10461	2	Cotter Pin, 3/8" x 3"
25	GD17046	1	Mount
26	G10581	1	Hex Head Cap Screw, 1/2"-13 x 2 1/4"
	G10111	1	Lock Nut, 1/2"-13
27	G10599	2	Carriage Bolt, 3/8"-16 x 1 1/4"
	G10622	2	Serrated Flange Nut, 3/8"-16
28	GD17061-01	2	Foam Seal (EdgeVac Only)
29	GA11968	4	Flapper (EdgeVac Only)
30	GD17106	4	Tube, 6" x 6" x 1/2" (EdgeVac Only)
31	GD17105-01	4	Round Shaft, 1/4" x 6" (EdgeVac Only)
32	G11214	16	Hex Socket Set Screw, 1/4"-20 x 3/4" (EdgeVac Only)
	G10103	16	Hex Nut, 1/4"-20 (EdgeVac Only)
33	---	-	(EdgeVac Only) See "Vacuum Fan Mounting Brackets and Distribution Hoses" on page P51

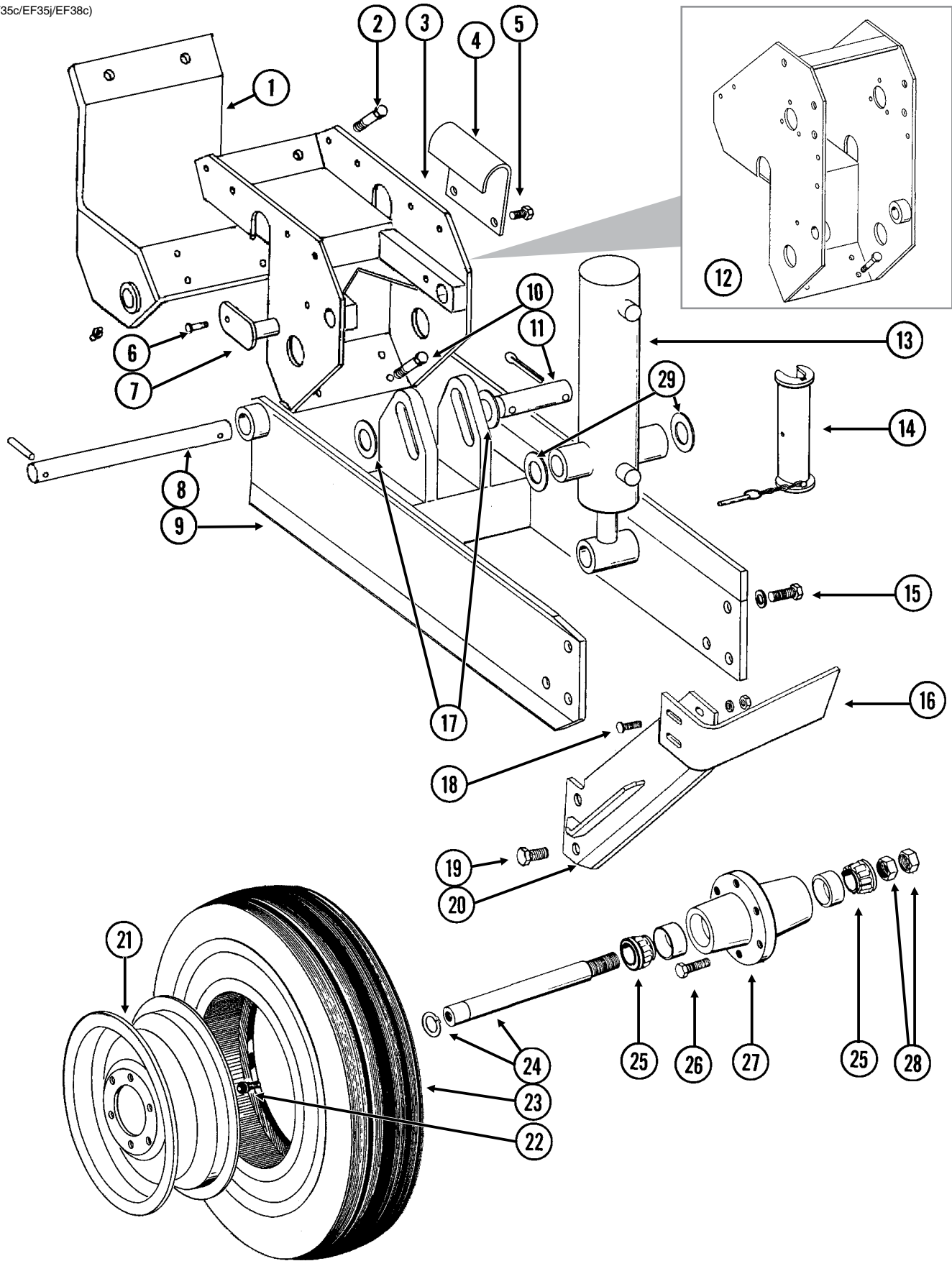
(EF76a)



ITEM	PART NO.	QTY.	DESCRIPTION
1	GD9762	4	Pin, 1" x 3½"
	G10463	8	Cotter Pin, ¼" x 1½"
2	GD5900-12	4	Sleeve, ⅜"
3	GD9591	2	Pin, 1" x 5¾"
	G10463	8	Cotter Pin, ¼" x 1½"
4	GD11177	2	Pin, 1" x 7¼"
	G10463	8	Cotter Pin, ¼" x 1½"
5	GD9589	2	Link
6	GA6800	2	Link
7	G6801-06-08	4	Elbow W/O-Ring, 90°, ⅛"-18 Male JIC To ¾"-16 O-Ring
	GR1037	-	O-Ring
8	*A1168	2	Hose Assembly, ¼" x 120"
9	---	-	See "Hydraulic Wing Fold Cylinder" on page P90
10	*A1106	2	Hose Assembly, ¼" x 130"
11	G10580	2	Hex Head Cap Screw, ¼"-20 x 3"
	G10227	2	Lock Washer, ¼"
	G10103	2	Hex Nut, ¼"-20
12	GD9699	1	Mounting Angle
13	G10064	2	Hex Head Cap Screw, ¼"-20 x 1"
	G10227	2	Lock Washer, ¼"
	G10103	2	Hex Nut, ¼"-20
14	---	-	See "Hydraulic System" on page P93
15	*A3180	2	Hose Assembly, ⅜" x 25"
16	G6400-06	4	Connector W/O-Ring, ⅛"-18 Male JIC To O-Ring
	GR1045	-	O-Ring
17	---	-	See "Hydraulic Wing Fold Selector Valve" on page P92
18	G6400-08-06	4	Connector W/O-Ring, ¾"-16 Male JIC To ⅛"-18 O-Ring
	GR1045	-	O-Ring
19	G2406-08-06	2	Reducer, ¾"-16 Female JIC To ⅛"-18 Male JIC

* Hydraulic hose is not stocked by Kinze Repair Parts, but can be made available on a special order basis. Call for quote.

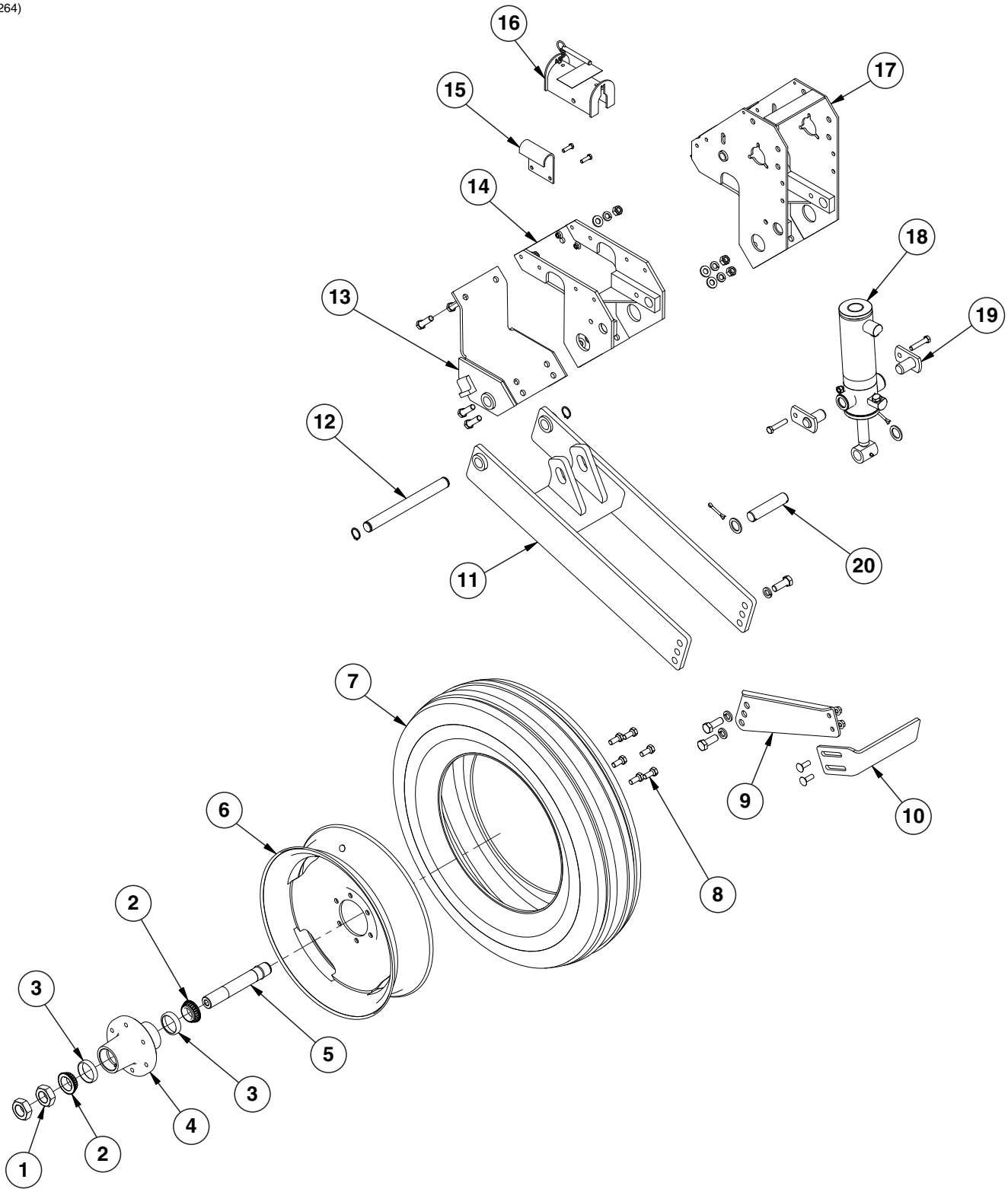
(EF35c/EF35j/EF38c)



ITEM	PART NO.	QTY. (Per Assy.)	DESCRIPTION
1	GA9877 G10640	1 -	Clamp W/Grease Fittings Grease Fitting, 1/4"-28
2	G10006 G10230 G10104 G11391	2 2 2 2	Hex Head Cap Screw, 5/8"-11 x 2 1/4" Lock Washer, 5/8" Hex Nut, 5/8"-11 Flat Washer, 5/8", SAE
3	GA5122	1	Wheel Tower Clamp
4	GA7944	1	Lockup Mount
5	G10004 G11091	2 2	Hex Head Cap Screw, 3/8"-16 x 1 1/4" Serrated Flange Nut, 3/8"-16
6	G10053 G10111	2 2	Hex Head Cap Screw, 1/2"-13 x 2 1/2" Lock Nut, 1/2"-13
7	GA5121	2	Pin, 2 1/8"
8	GD11695 G10610	1 2	Pin, 1 1/4" x 13 1/4" Spring Pin, 3/8" x 2"
9	GA8839	1	Arm
10	G10006 G11391 G10230 G10104	4 4 4 4	Hex Head Cap Screw, 5/8"-11 x 2 1/4" Flat Washer, 5/8", SAE Lock Washer, 5/8" Hex Nut, 5/8"-11
11	GD5841 G10460	1 2	Pin, 1 1/4" x 5 5/8" Cotter Pin, 1/4" x 2"
12	---	-	See "Contact Wheel and Arm Assembly" on page P65
13	---	-	See "Master Lift Cylinder" on page P87 See "Slave Lift Cylinder" on page P87 See "Assist Cylinder" on page P88
14	GA9870	1	Lockup W/Pin
15	G10026 G10231	2 2	Hex Head Cap Screw, 3/4"-10 x 2" Lock Washer, 3/4"
16	GD12543	1	Scraper
17	G11396	2	Flat Washer, 1 1/4" SAE
18	G10636 G10071	4 4	Carriage Bolt, 1/2"-13 x 1 1/2" Serrated Flange Nut, 1/2"-13
19	G10025 G10231 G10105	2 2 2	Hex Head Cap Screw, 3/4"-10 x 1 1/2" Lock Washer, 3/4" Hex Nut, 3/4"-10
20	GA7376	1	Scraper Mount
21	GA14413	1	Rim, 5.50" x 20"
22	GA7434	1	Valve Stem
23	GD13401	-	Tire, 7.50" x 20", 8 Ply Tubeless W/O Center Rib (Specify Brand*)
24	GA2558 GD11490	1 -	Spindle W/Round External Retaining Ring, 9 1/2" Round External Retaining Ring
25	GA0895	2	Bearing
26	GR0270	6	Lug Bolt, 9/16"-18
27	GA2148 GR0434	1 -	Hub W/Cups, 6 Bolt Cup
28	G11081	2	Hex Jam Nut, 1 1/2"-12, Grade 2
29	G10159	2	Machine Bushing, 1 1/4", 10 Gauge (As Required)
A	GA4377	-	Hub And Spindle Assembly (Items 24, 25, And 27-28)
B	GA7409	-	Scraper Assembly (Items 16 And 18-20)
C	GA14412	-	Tire and Rim Assembly (Items 21-23)

***Specific brand requests will be supplied only as available from current Kinze Repair Parts stock. If a specific brand requested is not in stock, the brand available will be supplied.**

(IP1264)

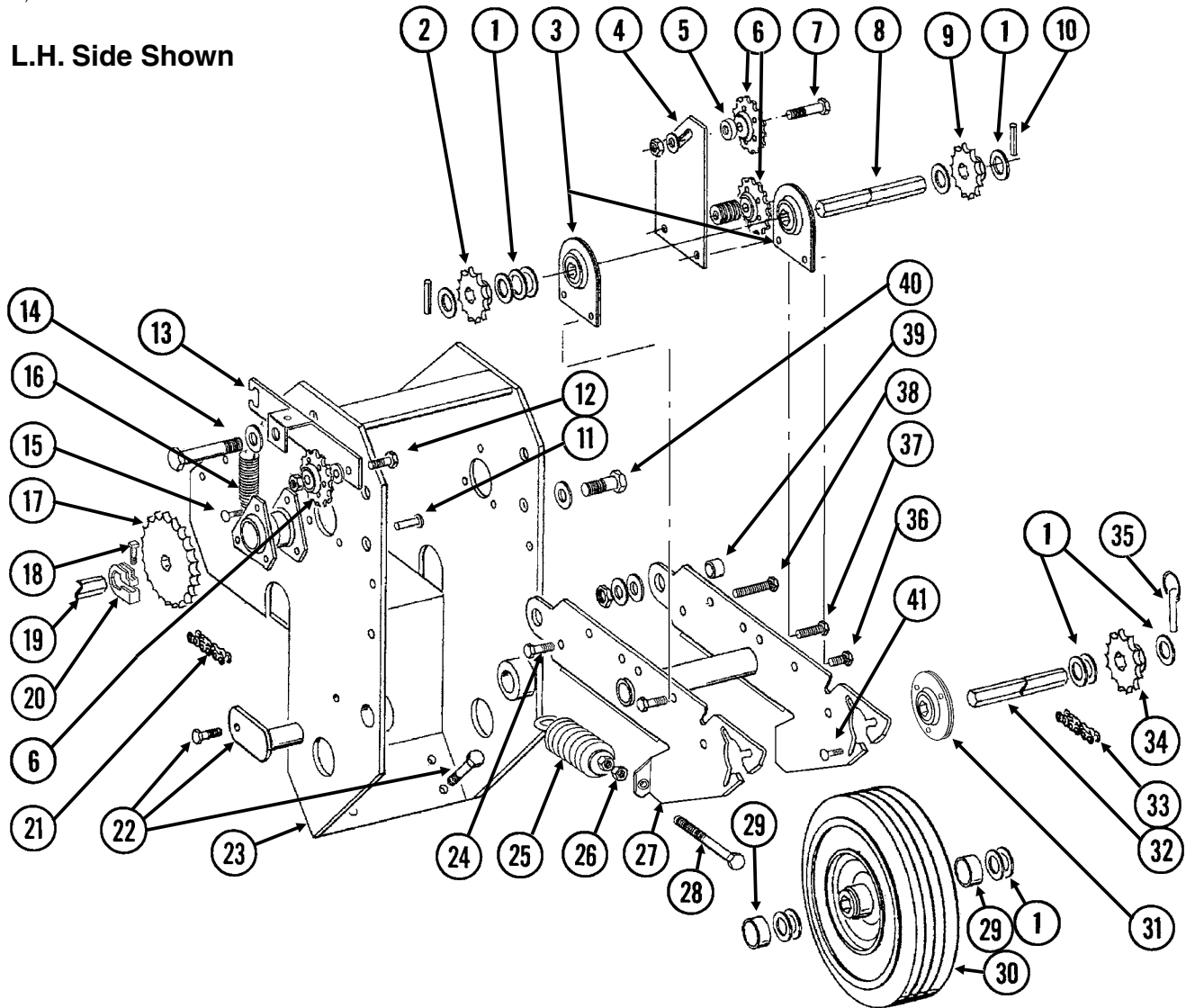


ITEM	PART NO.	QTY. (Per Assy.)	DESCRIPTION
1	G11081	2	Hex Jam Nut, 1½"-12, Grade 2
2	GA0895	2	Bearing
3	GR0434	2	Cup
4	GB0160	1	Hub, 6 Bolt
5	GA4376	1	Spindle W/Round External Retaining Ring, 10"
	GD11490	1	Round External Retaining Ring
6	GA14413	1	Rim, 5.50" x 20"
	GA7434	1	Valve Stem
7	GD13401	1	Tire, 7.50" x 20", 8 Ply Tubeless W/O Center Rib (Specify Brand*)
8	GR0270	6	Lug Bolt, 9/16"-18
9	GD20456	1	Short Scraper Arm
	G10026	3	Hex Head Cap Screw, ¾"-10 x 2"
	G10231	3	Lock Washer, ¾"
	G11314	1	Serrated Flange Nut, ¾"-10
10	GD20458	1	Slotted Scraper
	G10636	2	Carriage Bolt, ½"-13 x 1½"
	G10071	2	Serrated Flange Nut, ½"-13
11	GA14349	1	Wheel Module
12	GD20461	1	Pin, 1¼" x 13"
	G11400	2	Retaining Ring, 1¼"
13	GA14348	1	Lower Half Clamp
	G10006	6	Hex Head Cap Screw, 5/8"-11 x 2¼"
	G11391	6	Flat Washer, 5/8", SAE
	G10230	6	Lock Washer, 5/8"
	G10104	6	Hex Nut, 5/8"-11
14	GA5122	1	Wheel Tower Clamp
	G10004	2	Hex Head Cap Screw, 3/8"-16 x 1¼"
	G11091	2	Serrated Flange Nut, 3/8"-16
15	GD7944	1	Lockup Mount
16	GA9870	1	Lockup W/Pin
17	GA8041	1	See "Contact Wheel and Arm Assembly" on page P65
18	---	1	See "Master Lift Cylinder" on page P87 See "Slave Lift Cylinder" on page P87 See "Assist Cylinder" on page P88
19	GA5121	2	Pin, 2½"
	G10053	2	Hex Head Cap Screw, ½"-13 x 2½"
	G10111	2	Lock Nut, ½"-13
20	GD5841	1	Pin, 1¼" x 5/8"
	G10460	2	Cotter Pin, ¼" x 2"
	G10159	4	Machine Bushing, 1¼", 10 Gauge (As Required)
A	GA4377	1	Hub and Spindle Assembly (Items 1-5)
B	GA2148	1	Hub W/Cups, 6 Bolt (Items 3 and 4)
C	GA14412	1	Tire and Rim Assembly (Items 6 and 7)

***Specific brand requests will be supplied only as available from current Kinze Repair Parts stock. If a specific brand requested is not in stock, the brand available will be supplied.**

(EF38hh)

L.H. Side Shown



ITEM	PART NO.	QTY. (Per Assy.)	DESCRIPTION
1	G10233	-	Machine Bushing, 1", 10 Gauge
2	GA5105	1	Sprocket, 15 Tooth, See "Two-Speed Point Row Clutch Drive" on page P75 (If Applicable)
3	GA2180	2	Hanger Bearing, 7/8" Hex Bore
4	GD11125	1	Bar
5	GD11158	1	Spacer, 3/4" O.D. x 9/16" Long (If Applicable)
	GD9229	2	Spacer, 1 1/4" O.D. x 1/2" Long (If Applicable)
6	GA7154	3	Sprocket W/Bearing, 18 Tooth
7	G10397	1	Hex Head Cap Screw, 1/2"-13 x 2 3/4"
	G10168	1	Machine Bushing, 1/2", 7 Gauge
	G10128	-	Machine Bushing, 1/2", 14 Gauge (As Required)
	G10111	1	Lock Nut, 1/2"-13
8	GD6825-12.75	1	Hex Shaft, 7/8" x 12 3/4" (2 Holes)
9	GA5107	1	Sprocket, 19 Tooth (EdgeVac) (Shown)
	GA5114	1	Sprocket, 30 Tooth (Mechanical)
10	G10602	2	Spring Pin, 1/4" x 1 1/2"

ITEM	PART NO.	QTY. (Per Assy.)	DESCRIPTION
11	G10478	1	Clevis Pin, 5/16" x 1"
	G10409	1	Retaining Ring, 5/16"
12	G10017	1	Hex Head Cap Screw, 1/2"-13 x 1 1/2"
	G10128	1	Machine Bushing, 1/2", 14 Gauge
	G10501	1	Hex Jam Nut, 1/2"-13, Grade 2
13	GA9553	1	Idler W/Sprocket And Hardware, L.H.
	GA9554	1	Idler W/Sprocket And Hardware, R.H. (Shown)
	GA7154	-	Sprocket W/Bearing, 18 Tooth
	G10017	-	Hex Head Cap Screw, 1/2"-13 x 1 1/2"
	G10128	-	Machine Bushing, 1/2", 14 Gauge
	G10501	-	Hex Jam Nut, 1/2"-13, Grade 2
14	G10013	1	Hex Head Cap Screw, 5/8"-11 x 3 1/2"
	G10036	1	Hex Head Cap Screw, 5/8"-11 x 4"
	G11391	1	Flat Washer, 5/8" SAE
	G10107	1	Lock Nut, 5/8"-11
	G10104	1	Hex Nut, 5/8"-11
15	G10303	-	Carriage Bolt, 5/16"-18 x 1"
	G10232	-	Lock Washer, 5/16"
	G10106	-	Hex Nut, 5/16"-18
16	GD5857	1	Spring
17	GA5202	1	Sprocket, 34 Tooth See "Point Row Clutch" on page P67 (If Applicable)
18	G10130	1	Square Head Machine Bolt, 5/16"-18 x 1 3/4"
	G10923	1	Flange Nut, 5/16"-18, No Serration
19	---	-	See "Seed Rate Transmission Assembly and Driveline" on page P79
20	GD11045	1	Lock Clamp
21	G3310-74	1	Chain, No. 40, 74 Pitch Including Connector Link, See "Two-Speed Point Row Clutch Drive" on page P75 (If Applicable)
	GR0912	-	Connector Link, No. 40
22	---	-	See "Transport and Ground Drive Wheel Assembly (Prior to 2012 Production)" on page P59 or See "Transport and Ground Drive Wheel Assembly (2012 Production and on)" on page P61
23	GA8041	1	Wheel Tower
24	G10055	2	Hex Head Cap Screw, 5/8"-11 x 1 1/4" (Stop Bolt)
	G10107	2	Lock Nut, 5/8"-11
25	GA2068	2	Spring W/Plug
26	G10501	2	Hex Jam Nut, 1/2"-13, Grade 2
27	GA8042	1	Arm
28	G10890	2	Hex Head Adjusting Bolt, 1/2"-13 x 4", Grade 2
29	GD11157	2	Spacer, 1 1/2" O.D. x 5/8" Long
30	GA5090	1	Tire And Rim Assembly (Specify Brand*)
	GD5753	-	Tire, 4.10" x 6" (Specify Brand*)
	GD5752	-	Inner Tube
	GA5089	-	Rim, 3.25" x 6" (Sub GA5090)
31	GA9846	-	Flanged Bearing, 7/8" Hex Bore
32	GD6825-11.625	1	Hex Shaft, 7/8" x 11 5/8" (2 Holes)
33	G3310-91	1	Chain, No. 40, 91 Pitch Including Connector Link and Offset Link, Used With 15 And 19 Tooth Sprockets (EdgeVac)
	G3310-102	-	Chain, No. 40, 102 Pitch including Connector Link (Mechanical)
	G3310-104	-	Chain, No. 40, 104 Pitch Including Connector Link, Used With 38 Tooth Sprocket
	GR0912	-	Connector Link, No. 40
	---	-	See "Two-Speed Point Row Clutch Drive" on page P75 (If Applicable)
34	GA5105	1	Sprocket, 15 Tooth (EdgeVac or Half Rate (2 to 1) Drive)
	GA5107	-	Sprocket, 19 Tooth (EdgeVac)
	GA11285	-	Sprocket, 38 Tooth (EdgeVac)
	GA5114	-	Sprocket, 30 Tooth (Mechanical)
	---	-	See "Two-Speed Point Row Clutch Drive" on page P75 (If Applicable)

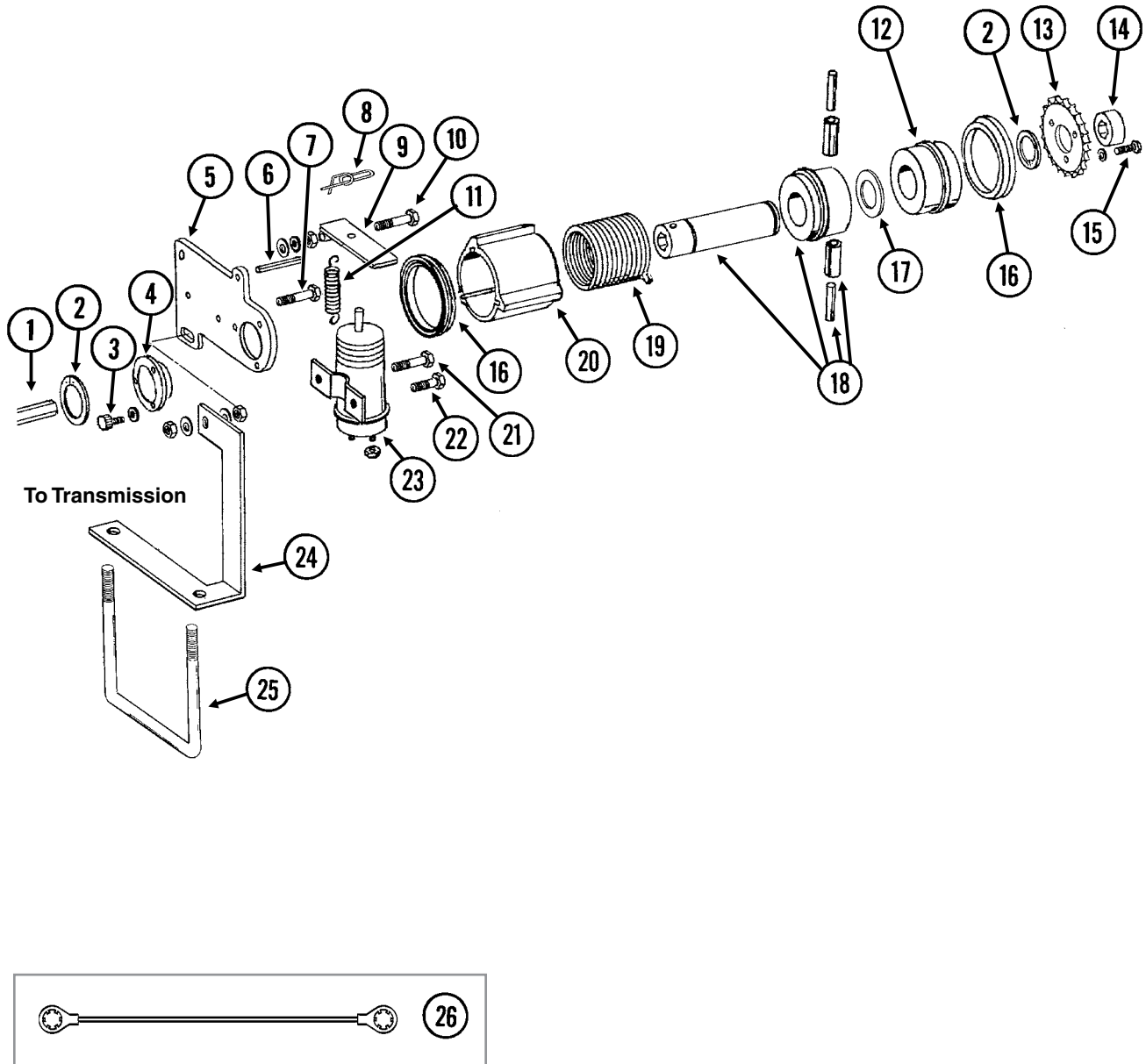
ITEM	PART NO.	QTY. (Per Assy.)	DESCRIPTION
35	GD2558	1	Lynch Pin, 1/4"
36	G10004	3	Hex Head Cap Screw, 3/8"-16 x 1 1/4"
	G11091	3	Serrated Flange Nut, 3/8"-16
37	G10004	1	Hex Head Cap Screw, 3/8"-16 x 1 1/4"
	G10101	1	Hex Nut, 3/8"-16
38	G10053	1	Hex Head Cap Screw, 1/2"-13 x 2 1/2"
	G10128	-	Machine Bushing, 1/2", 14 Gauge (As Required)
	G10111	1	Lock Nut, 1/2"-13
39	GB0218	2	Bushing, 2 1/32" I.D. x 7/8" O.D. x 1 9/32" Long
40	G10751	2	Hex Head Cap Screw, 5/8"-18 x 1 3/4"
	G10235	6	Machine Bushing, 7/8", 14 Gauge
	G11391	2	Flat Washer, 5/8" SAE
	G10412	2	Lock Nut, 5/8"-18
41	G10303	6	Carriage Bolt, 5/16"-18 x 1"
	G10620	6	Serrated Flange Nut, 5/16"-18
A	G1K269	-	Lock Clamp Kit (Items 18 And 20)

***Specific brand requests will be supplied only as available from current Kinze Repair Parts stock. If a specific brand requested is not in stock, the brand available will be supplied. Different brand tires may have different diameters. Change in tire brands may affect rates. Field checks are recommended after any change in contact tires.**

This page left blank intentionally.

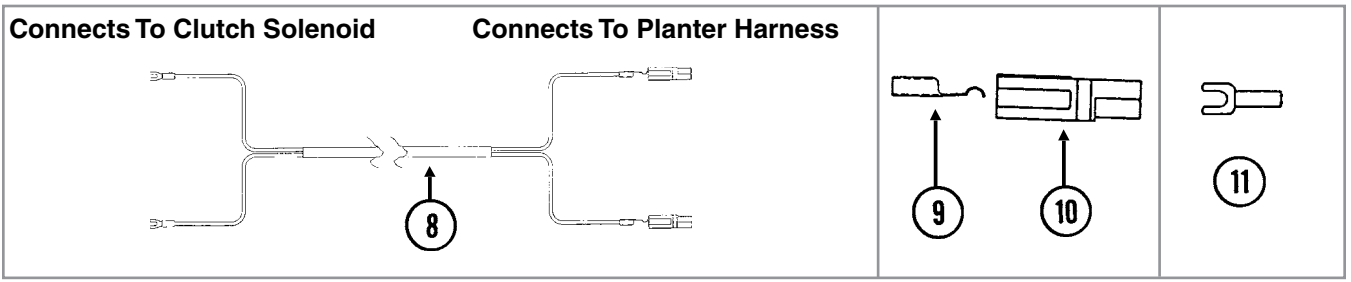
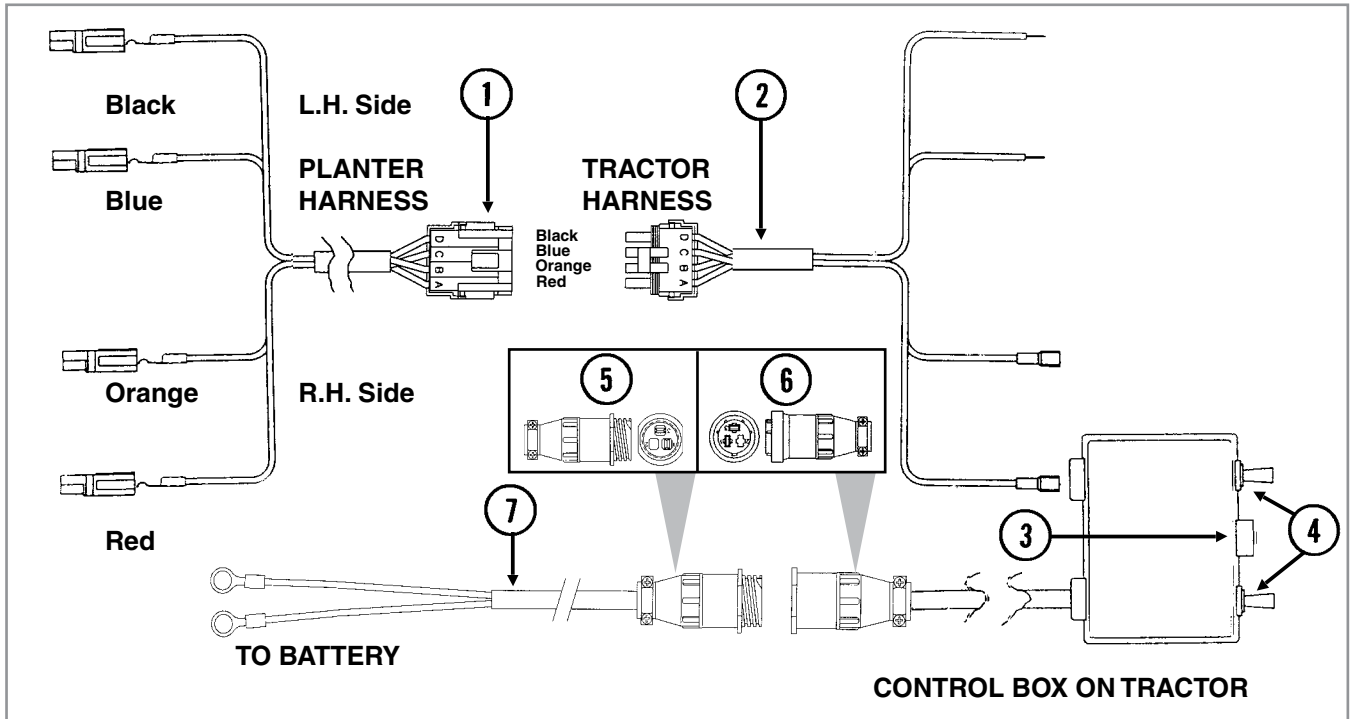
(EF40f)

L.H. Side Shown



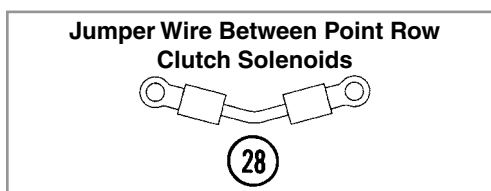
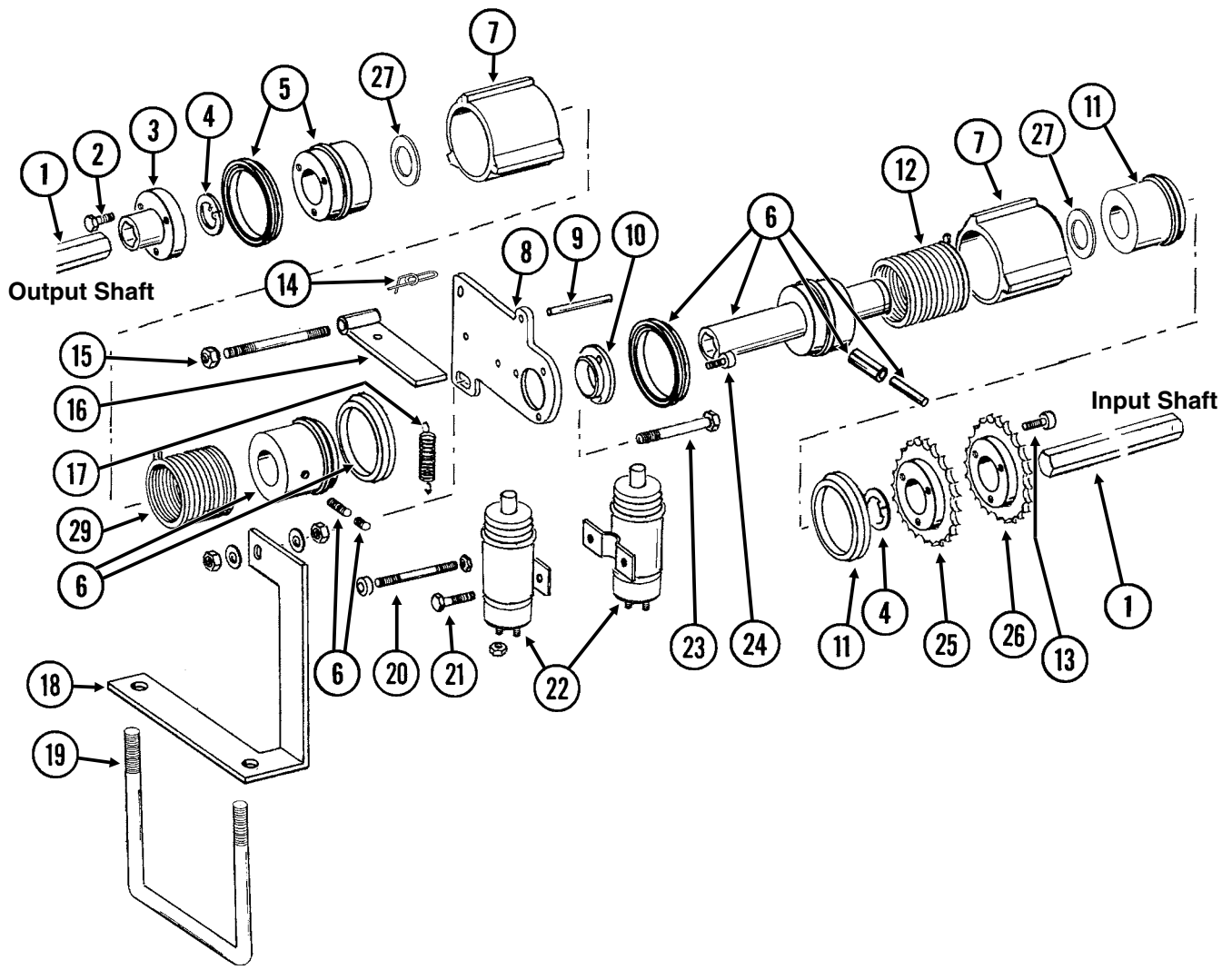
ITEM	PART NO.	QTY. (Per Assy.)	DESCRIPTION
1	---	-	See "Seed Rate Transmission Assembly and Driveline" on page P79
2	G10496	2	External Inverted Snap Ring, 1½"
3	G10253	3	Hex Socket Head Screw, No. 10-32 x ½"
	G10257	3	Lock Washer, No. 10
4	GD9667	1	Bushing
5	GD10103	1	Mounting Plate
6	G10859	1	Spring Pin, ⅜" x 2¼"
7	G10325	1	Hex Head Cap Screw, ⅜"-16 x 2¾"
	G11387	2	Flat Washer, ⅜" SAE
	G10101	2	Hex Nut, ⅜"-16
8	GD11120	1	Rue Ring Cotter, ⅜"
9	GD10510	1	Actuator Arm
10	G10049	1	Hex Head Cap Screw, ⅜"-16 x 2½"
	G10101	1	Hex Nut, ⅜"-16
	G11387	1	Flat Washer, ⅜" SAE
	G10229	2	Lock Washer, ⅜"
	G10497	1	Hex Jam Nut, ⅜"-16, Grade 2
11	GD10123	1	Spring
12	GD10104	1	Input Hub
13	GD10525	1	Sprocket, 34 Tooth
14	GD10200	1	Sleeve, ¾" Long
15	G10023	3	Hex Head Cap Screw, ¼"-20 x ¾"
	G10227	3	Lock Washer, ¼"
16	GD14512	2	V-Ring Seal
17	GD14513	1	Felt Washer
18	GA7137	1	Hub/Sleeve Assembly W/Spring Pins
	G10804	-	Spring Pin, ⅝ ₃₂ " x ⅞"
	G10765	-	Spring Pin, ¼" x 1"
19	GD9672	1	Spring, R.H.
	GD9671	-	Spring, L.H.
20	GD10102	1	Stop Collar
21	G10900	1	Hex Socket Head Cap Screw, ¼"-20 x 1¾", Grade 8
	G10227	1	Lock Washer, ¼"
	G10103	2	Hex Nut, ¼"-20
22	G10023	1	Hex Head Cap Screw, ¼"-20 x ¾"
	G10227	1	Lock Washer, ¼"
	G10103	1	Hex Nut, ¼"-20
23	GA8393	1	Solenoid Complete
	GR1306	1	Snap Ring
	GR1303	1	Spring
	GR1304	1	Boot
	GR1305	1	Plunger
24	GD10528	-	Bracket, R.H. (Shown)
	GD10529	1	Bracket, L.H.
25	GD7145	1	U-Bolt, 7" x 7" x ½"-13
	G10111	2	Lock Nut, ½"-13
26	GA10054	1	Ground Cable, Green
A	GA7418	-	Point Row Clutch Assembly, R.H. (R.H. Side Of Machine) (Items 2-6, 8-13, 15-23, And 26)
B	GA7417	-	Point Row Clutch Assembly, L.H. (L.H. Side Of Machine) (Items 2-6, 8-13, 15-23, And 26)

(EF10b/ELC34/ELC35/EF10c/SFP6/TWL18/TWL76)



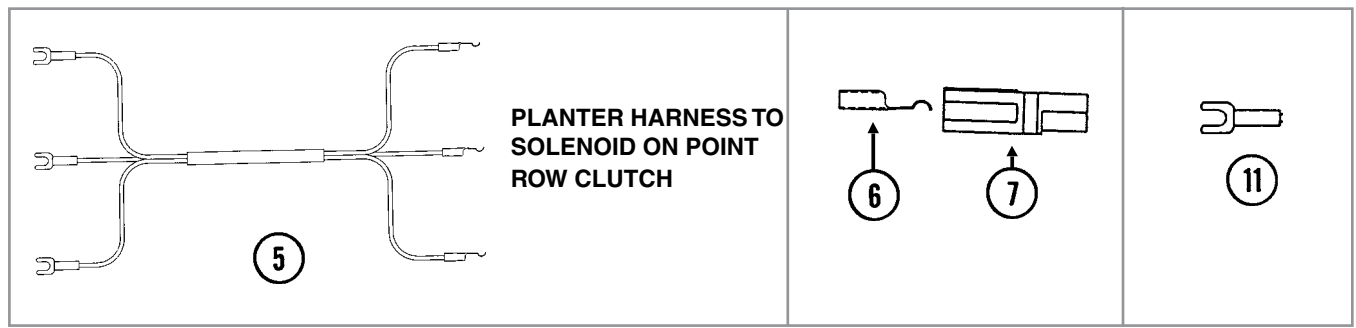
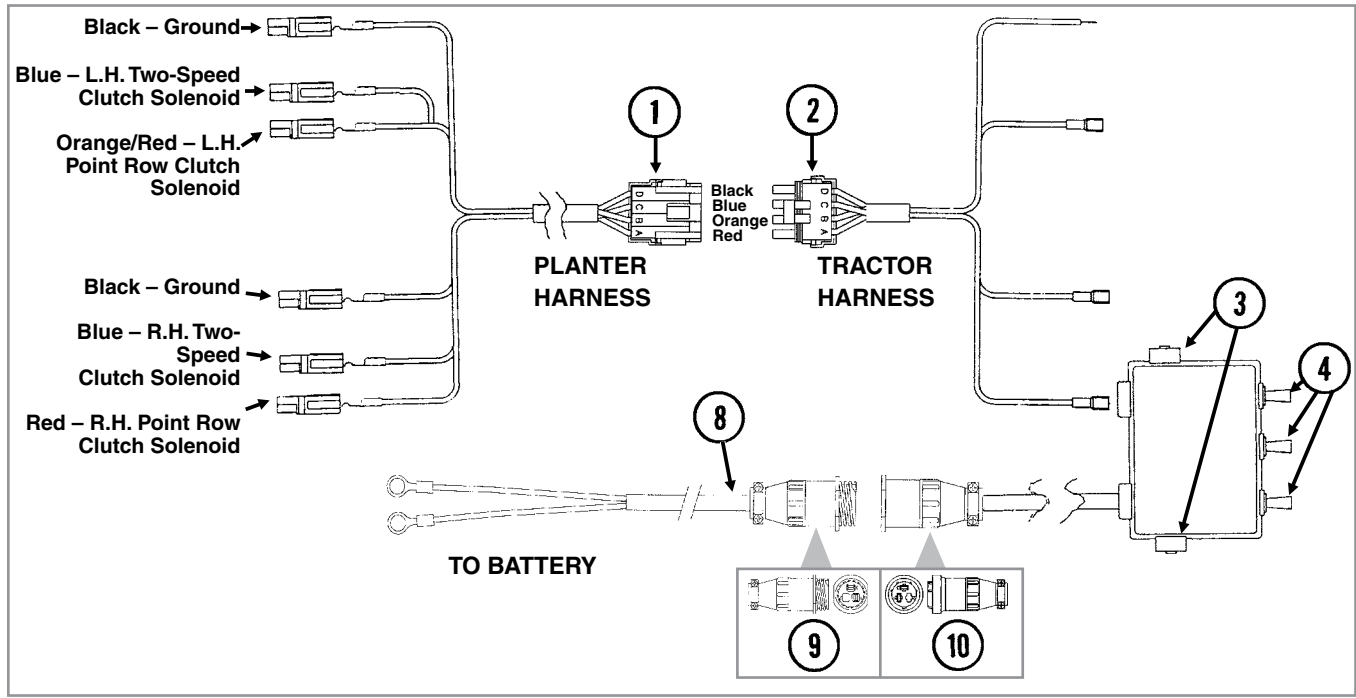
ITEM	PART NO.	QTY. (Per Assy.)	DESCRIPTION
1	GR1446 GA8328	- -	Harness W/4-Pin Connector, 194" 4-Pin Connector W/Female Housing, 4 Seals And 4 Pin Contacts
2	GR1447 GA8329	- -	Harness W/4-Pin Connector, 152" 4-Pin Connector W/Male Housing, 4 Seals And 4 Socket Contacts
3	GA7165	-	Circuit Breaker, 12 Amp
4	GA7144	-	Two-Position Switch
5	G1K267	-	Power Lead Adapter Connector Kit, Includes: (1) 3-Pin Connector, (1) Cable Clamp, (3) Male Terminal Pins
6	G1K268	-	Console Cable Connector Kit, Includes: (1) 3-Pin Connector, (1) Cable Clamp, (1) Lock Ring, (3) Female Terminal Pins
7	GA7856	1	Power Lead Adapter
8	GA7212	1	Wiring Harness, 192"
9	GD9530	-	Contact
10	GD9529 GD12726	- -	Housing, Black Housing, Red
11	G10996	-	Fork Terminal
A	GA8746	-	Control Box Assembly (Items 1-4 and 9-10)

(EF50d/SFP46/TWL71a/TWL76/TWL18)

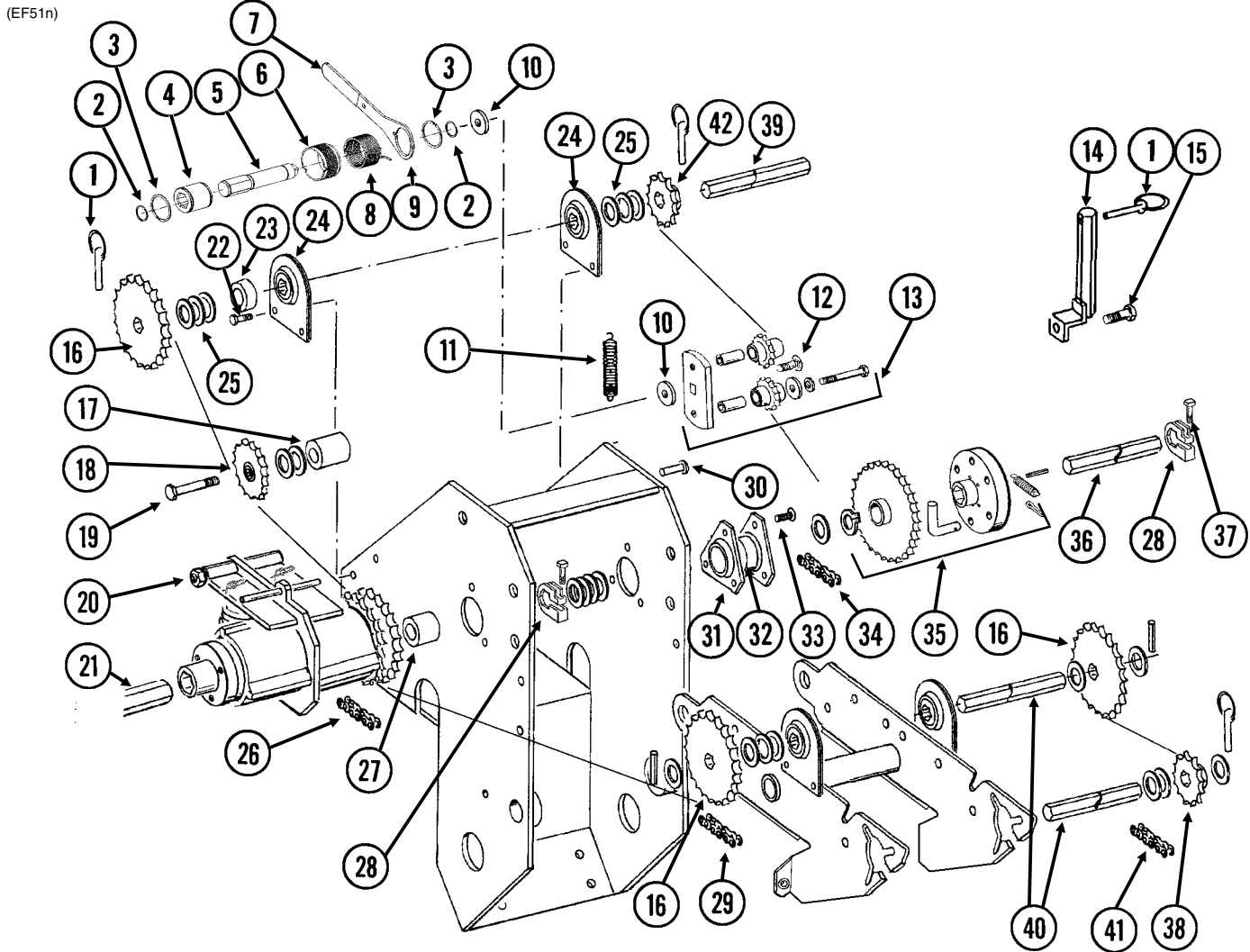


ITEM	PART NO.	QTY. (Per Assy.)	DESCRIPTION
1	---	-	See "Two-Speed Point Row Clutch Drive" on page P75
2	G10374	3	Hex Socket Head Cap Screw, 1/4"-20 x 1"
3	GA9068	1	Hex Coupler
4	G10496	2	External Inverted Snap Ring, 1 1/2"
5	GA9572	1	Hub W/Seal
	GD10120	-	Seal
6	GA7463	1	Hub/Sleeve Assembly W/Seals, Sleeve, Pins, And Screws
	GD10120	-	Seal
	GD10584	-	Sleeve
	G10873	-	Hex Socket Set Screw, 5/16"-18 x 3/4"
	G10872	-	Hex Socket Set Screw, 5/16"-18 x 1/4"
	G10804	-	Spring Pin, 5/32" x 7/8"
	G10765	-	Spring Pin, 1/4" x 1"
7	GD10585	2	Stop Collar
8	GD10103	1	Mounting Plate
9	G10859	1	Spring Pin, 3/16" x 2 1/4"
10	GD10586	1	Bushing
11	GA9571	1	Hub W/Seal
	GD10120	-	Seal
12	GD9672	2	Spring, R.H.
13	G10638	3	Hex Head Cap Screw, 1/4"-20 x 2"
	G10227	3	Lock Washer, 1/4"
14	GD11120	2	Rue Ring Cotter, 5/16"
15	GD10636	1	Threaded Rod, 3/8"-16 x 4 1/4"
	G10108	2	Lock Nut, 3/8"-16
	G10229	2	Lock Washer, 3/8"
	G10101	2	Hex Nut, 3/8"-16
16	GD10510	2	Actuator Arm
17	GD10123	2	Spring
18	GD10528	1	Bracket, R.H. (Shown)
	GD10529	-	Bracket, L.H.
19	GD7145	1	U-Bolt, 7" x 7" x 1/2"-13
	G10128	2	Machine Bushing, 1/2", 14 Gauge
	G10111	2	Lock Nut, 1/2"-13
20	GD10635	1	Threaded Rod, 1/4"-20 x 3 1/2"
	G10103	2	Hex Nut, 1/4"-20
	G10227	2	Lock Washer, 1/4"
	GD10282	2	Allen Nut, 1/4"-20
21	G10023	1	Hex Head Cap Screw, 1/4"-20 x 3/4"
	G10227	1	Lock Washer, 1/4"
	G10103	1	Hex Nut, 1/4"-20
22	GA8393	2	Solenoid Complete
	GR1306	-	Snap Ring
	GR1303	-	Spring
	GR1304	-	Boot
	GR1305	-	Plunger
23	G10172	1	Hex Head Cap Screw, 3/8"-16 x 5"
	G10101	1	Hex Nut, 3/8"-16
	G11387	2	Flat Washer, 3/8" SAE
	G10108	1	Lock Nut, 3/8"-16
24	G10876	3	Hex Socket Head Screw, No. 10-32 x 1/4"
25	GD10672	1	Input Sprocket, 30 Tooth
26	GD10673	1	Sprocket, 34 Tooth
27	GD14513	2	Felt Washer
28	GA7274	1	Jumper Wire W/Ring Terminals, 2 3/16", Between Solenoids
29	GD9671	1	Spring, L.H.

(SFP46d/SFP46e/TWL71a/TWL76/TWL18/TWL76)



ITEM	PART NO.	QTY. (Per Assy.)	DESCRIPTION
1	GR1448 GA8328	- -	Harness W/4-Pin Connector, 60" 4-Pin Connector W/Female Housing, 4 Seals, And 4 Pin Contacts
2	GR1449 GA8329	- -	Harness W/4-Pin Connector, 152" 4-Pin Connector W/Male Housing, 4 Seals, And 4 Socket Contacts
3	GA7165	2	Circuit Breaker, 12 Amp
4	GA7144	3	Two-Position Switch
5	GA7577	1	Wiring Harness, 288"
6	GD9530	-	Contact
7	GD9529 GD12726	- -	Housing, Black Housing, Red
8	GA7856	1	Power Lead Adapter
9	G1K267	-	Power Lead Adapter Connector Kit, Includes: (1) 3-Pin Connector, (1) Cable Clamp, (3) Male Terminal Pins
10	G1K268	-	Console Cable Connector Kit, Includes: (1) 3-Pin Connector, (1) Cable Clamp, (1) Lock Ring, (3) Female Terminal Pins
11	G10996	-	Fork Terminal
A	GA8748	-	Control Box Assembly (Items 1-4 and 6-7)



ITEM	PART NO.	QTY. (Per Assy.)	DESCRIPTION
1	GD2558	3	Lynch Pin, 1/4"
2	G10496	2	External Inverted Snap Ring, 1 1/2"
3	G11075	2	External Inverted Snap Ring, 7/8"
4	GD14432	1	Sleeve, 1 1/4"
5	GD14426	1	Tightener Shaft, 3 3/8"
6	GD19344	-	Release Collar, L.H. (Shown)
	GD19343	1	Release Collar, R.H.
7	G11078	1	Vinyl Cap
8	GD14414	1	Torsion Spring, R.H. (Shown)
	GD14413	-	Torsion Spring, L.H.
9	GD14431	1	Handle
10	G10235	2	Machine Bushing, 7/8", 14 Gauge
11	GD5857	1	Spring
12	G11100	1	Hex Socket Button Head Cap Screw, 1/4"-20 x 1/2", Grade 8
	G10227	1	Lock Washer, 1/4"
	G11385	1	Flat Washer, 1/4" SAE

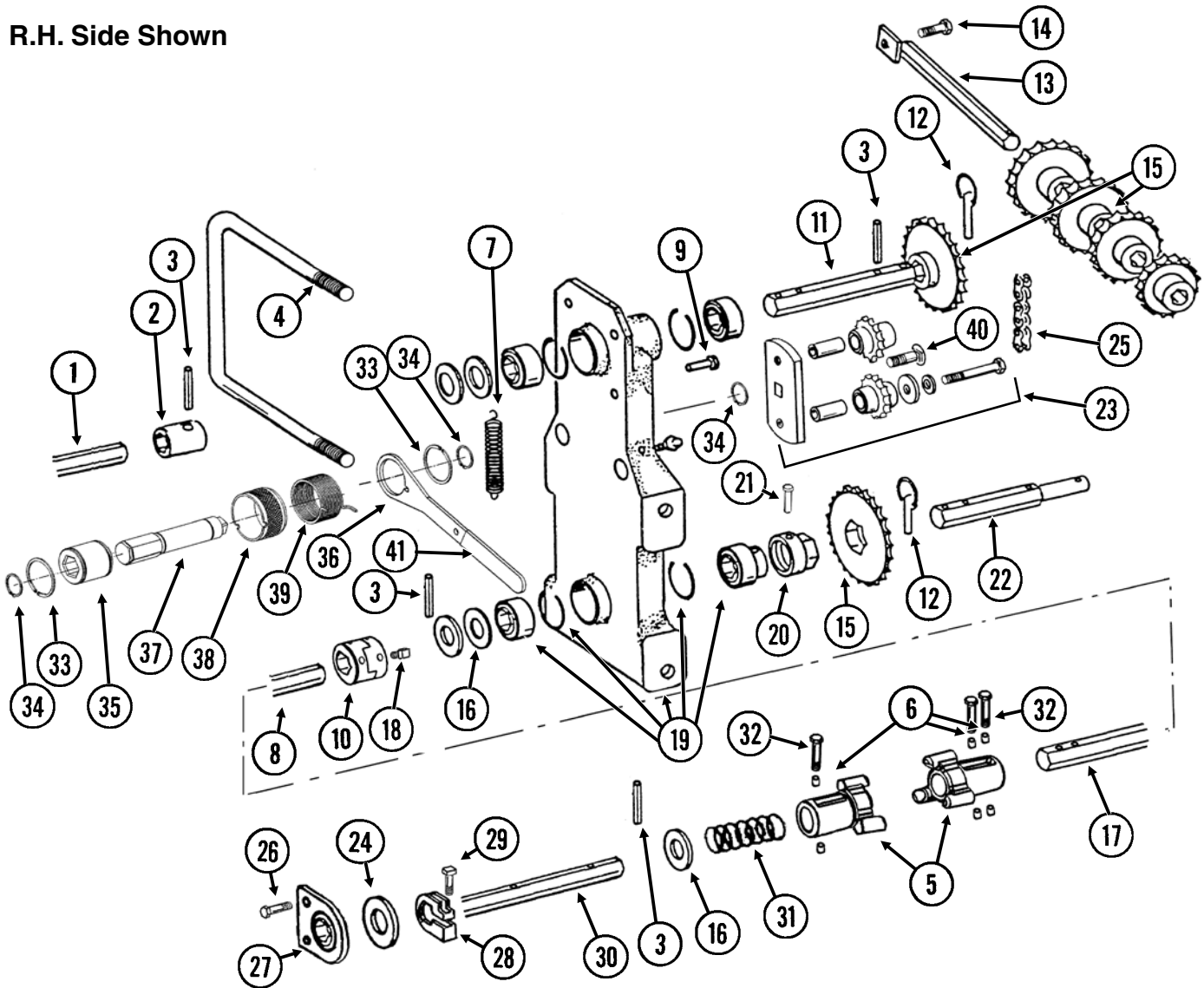
ITEM	PART NO.	QTY. (Per Assy.)	DESCRIPTION
13	GA7336	1	Idler W/Bolt-On Sprockets
	GD7426	-	Sprocket, 12 Tooth
	GD1026	-	Sleeve, 1 $\frac{3}{16}$ " Long
	G11387	-	Flat Washer, $\frac{3}{8}$ " SAE
	G10229	-	Lock Washer, $\frac{3}{8}$ "
	G10047	-	Hex Head Cap Screw, $\frac{3}{8}$ "-16 x 1 $\frac{3}{4}$ "
14	GA7313	1	Sprocket Storage Rod
15	G10017	1	Hex Head Cap Screw, $\frac{1}{2}$ "-13 x 1 $\frac{1}{2}$ "
	G10228	1	Lock Washer, $\frac{1}{2}$ "
	G10102	1	Hex Nut, $\frac{1}{2}$ "-13
16	GA5114	3	Sprocket, 30 Tooth
17	GD11213	1	Spacer, 1 $\frac{1}{4}$ " O.D. x 1 $\frac{3}{4}$ " Long
18	GA7154	1	Sprocket W/Bearing, 18 Tooth
19	G10035	1	Hex Head Cap Screw, $\frac{1}{2}$ "-13 x 4"
	G11389	1	Flat Washer, $\frac{1}{2}$ " SAE
	G10128	2	Machine Bushing, $\frac{1}{2}$ ", 14 Gauge
	G10111	1	Lock Nut, $\frac{1}{2}$ "-13
20	---	-	See "Two-Speed Point Row Clutch" on page P72
21	GD0914-6.25	1	Hex Shaft, $\frac{7}{8}$ " x 6 $\frac{1}{4}$ " (No Holes), 12 Row 30"
	GD0914-21.5	-	Hex Shaft, $\frac{7}{8}$ " x 21 $\frac{1}{2}$ " (No Holes), 8 Row 36"/38"
22	G10001	4	Hex Head Cap Screw, $\frac{3}{8}$ "-16 x 1"
	G10229	4	Lock Washer, $\frac{3}{8}$ "
	G10101	4	Hex Nut, $\frac{3}{8}$ "-16
23	GD11157	1	Spacer, 1 $\frac{1}{2}$ " O.D. x $\frac{5}{8}$ " Long
24	GA2180	2	Hanger Bearing, $\frac{7}{8}$ " Hex Bore
25	G10233	10	Machine Bushing, 1", 10 Gauge
26	G3310-76	1	Chain, No. 40, 76 Pitch Including Connector Link
	GR0912	-	Connector Link, No. 40
27	GD5900-25	1	Sleeve, 2"
28	GD11045	2	Lock Clamp
	G10233	4	Machine Bushing, 1", 10 Gauge
29	G3310-80	1	Chain, No. 40, 80 Pitch Including Connector Link
	GR0912	-	Connector Link, No. 40
30	G10478	1	Clevis Pin, $\frac{5}{16}$ " x 1"
	G10409	1	Retaining Ring, $\frac{5}{16}$ "
31	G3400-01	2	Flangette
32	G2100-03	1	Bearing, $\frac{7}{8}$ " Hex Bore, Spherical
33	G10303	3	Carriage Bolt, $\frac{5}{16}$ "-18 x 1"
	G10232	3	Lock Washer, $\frac{5}{16}$ "
	G11386	3	Flat Washer, $\frac{5}{16}$ " SAE (As Required)
	G10106	3	Hex Nut, $\frac{5}{16}$ "-18
34	G3310-68	1	Chain, No. 40, 68 Pitch Including Connector Link
	G3310-06	-	Chain, No. 40, 6 Pitch Including Connector Link
	GR0912	-	Connector Link, No. 40

ITEM	PART NO.	QTY. (Per Assy.)	DESCRIPTION
35	GA7320	1	Overrunning Sprocket Assembly, R.H.
	GA7321	-	Overrunning Sprocket Assembly, L.H.
	G10430	1	External Retaining Ring, 1 1/4"
	GD1255	6	L-Pin
	G10546	6	Spring Pin, 3/16" x 1 1/4"
	G10470	6	Cotter Pin, 5/32" x 1"
	GD10366	6	Spring
	GA7317	1	Block
	GA7319	1	Sprocket W/Bushing, 30 Tooth
36	GD0914-20	1	Hex Shaft, 7/8" x 20" (No Holes)
37	G10130	2	Square Head Machine Bolt, 5/16"-18 x 1 3/4"
	G10923	2	Flange Nut, 5/16"-18, No Serration
38	GA5105	1	Sprocket, 15 Tooth
39	GD6825-14.5	1	Hex Shaft, 7/8" x 14 1/2" (2 Holes)
40	---	-	See "Contact Wheel and Arm Assembly" on page P65
41	G3310-91	1	Chain, No. 40, 91 Pitch Including Connector Link and Offset Link (EdgeVac)
	G3310-92	-	Chain, No. 40, 92 Pitch Including Connector Link and Offset Link (Mechanical)
	GR0912	-	Connector Link, No. 40
42	GA5105	1	Sprocket, 15 Tooth
	GA5106	1	Sprocket, 17 Tooth
	GA5109	1	Sprocket, 24 Tooth
	GA5112	1	Sprocket, 27 Tooth
	GA5108	1	Sprocket, 23 Tooth (From Transmission)
	GA5110	1	Sprocket, 25 Tooth (From Transmission)
	GA5111	1	Sprocket, 26 Tooth (From Transmission)
A	G1K269	-	Lock Clamp Kit (Items 23 And 34)
B	G1K381	-	Wrap Spring Wrench Replacement Kit, Silver Collar, L.H. (Items 2-10 And 12) (Shown)
	G1K380	1	Wrap Spring Wrench Replacement Kit, Gold Collar, R.H. (Items 2-10 And 12)

This page left blank intentionally.

(EF45h)

R.H. Side Shown



ITEM	PART NO.	QTY. (Per Assy.)	DESCRIPTION
1	GD0914-20 GD0914-35 ---	2 - -	Hex Shaft, 7/8" x 20" (No Holes), 12 Row 30" Hex Shaft, 7/8" x 35" (No Holes), 8 Row 36"/38", See "Two-Speed Point Row Clutch Drive" on page P75 (If Applicable)
2	GD5961	1	Coupler, 2 1/4"
3	G10602	-	Spring Pin, 1/4" x 1 1/2"
4	GD1114 G10230 G10104	1 2 2	U-Bolt, 7" x 7" x 5/8"-11 Lock Washer, 5/8" Hex Nut, 5/8"-11
5	GB0283	2	Coupler
6	GD11395	6	Bushing, 1/2"
7	GD5857	1	Spring
8	GD12616-66 GD12616-78	2 2	Hex Shaft, 7/8" x 66" (2 Holes), 8 Row 36"/38" Hex Shaft, 7/8" x 78" (2 Holes), 12 Row 30"
9	G10478 G10409	1 1	Clevis Pin, 5/16" x 1" Retaining Ring, 5/16"

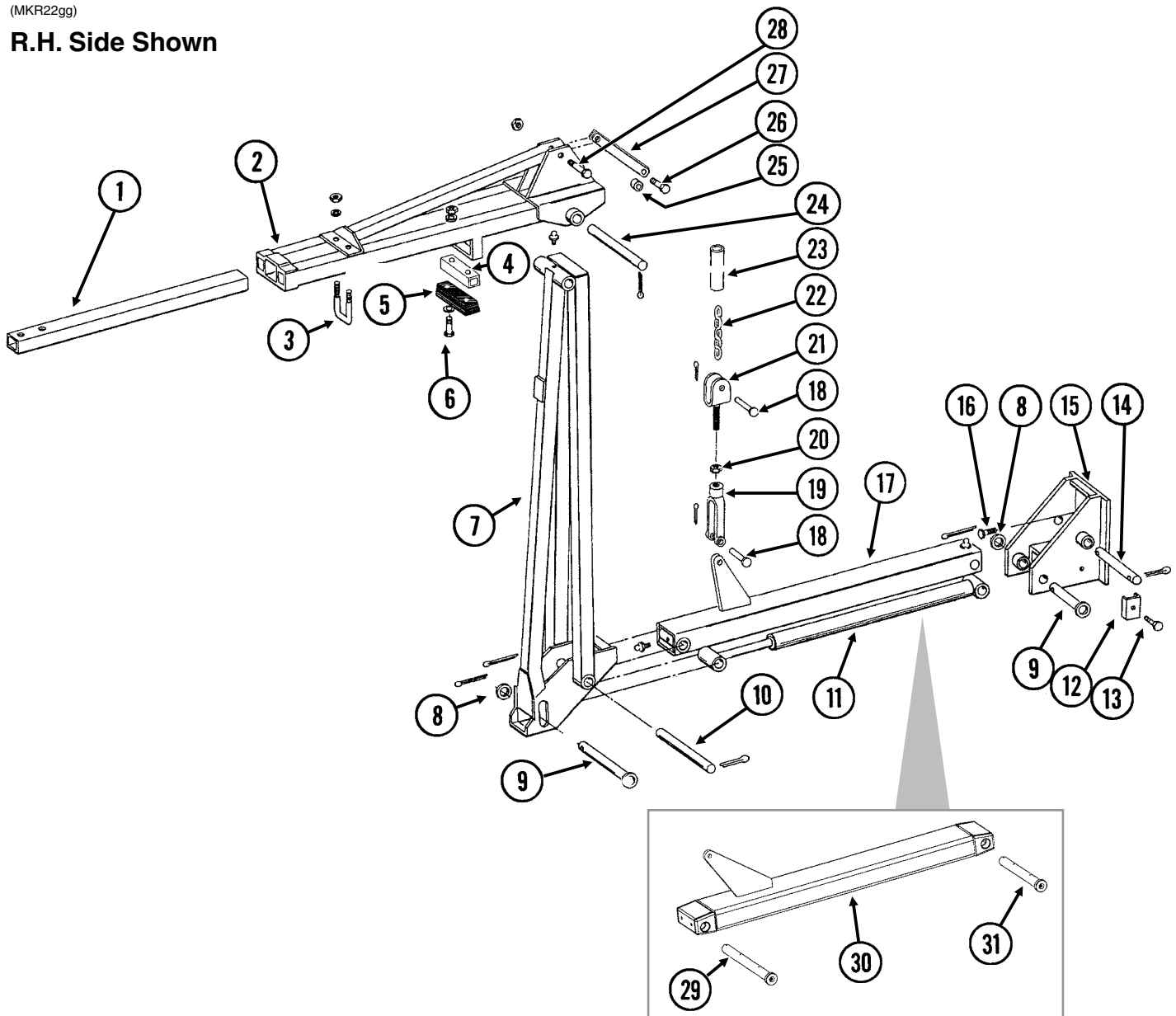
ITEM	PART NO.	QTY. (Per Assy.)	DESCRIPTION
10	GB0287	2	Coupler
11	GD5835	1	Shaft, 7/8" x 7"
12	GD2558	3	Lynch Pin, 1/4"
13	GA7482	1	Sprocket Storage Rod (EdgeVac)
	GA5146	1	Sprocket Storage Rod (Mechanical)
14	G10017	1	Hex Head Cap Screw, 1/2"-13 x 1 1/2"
	G10527	1	Lock Washer, 1/2", Internal/External
	G10111	1	Lock Nut, 1/2"-13
15	GA5105	1	Sprocket, 15 Tooth
	GA5106	1	Sprocket, 17 Tooth
	GA5107	1	Sprocket, 19 Tooth
	GA5108	2	Sprocket, 23 Tooth
	GA5109	1	Sprocket, 24 Tooth
	GA5110	1	Sprocket, 25 Tooth
	GA5111	1	Sprocket, 26 Tooth
	GA5112	1	Sprocket, 27 Tooth
	GA5113	1	Sprocket, 28 Tooth
16	G10233	4	Machine Bushing, 1", 10 Gauge
17	GD11393-66	2	Hex Shaft, 7/8" x 66" (3 Holes), 8 Row 36"/38"
	GD11393-78	-	Hex Shaft, 7/8" x 78" (3 Holes), 12 Row 30"
18	G10131	4	Square Head Set Screw, 5/16"-18 x 3/4"
19	GA5629	1	Transmission Plate W/Bearings, Grease Fittings And Retaining Rings
	GA5116	3	Bearing, 7/8" Hex Bore, Cylindrical
	GA5624	1	Special Bearing, 7/8" Hex Bore x 1.6"
	GD6551	4	Ring
	G10640	-	Grease Fitting, 1/4"-28
20	GD7127	1	Shear Coupler
21	G10821	1	Clevis Pin, 3/16" x 2"
	G10455	-	Cotter Pin, 1/16" x 1/2"
22	GD7822	1	Shaft, 7/8" x 7"
23	GA7336	1	Idler W/Bolt-On Sprockets
	GD7426	-	Sprocket, 12 Tooth
	GD1026	-	Sleeve, 1 3/16" Long
	G11387	-	Flat Washer, 3/8" SAE
	G10229	-	Lock Washer, 3/8"
	G10047	-	Hex Head Cap Screw, 3/8"-16 x 1 3/4"
24	G11396	1	Flat Washer, 1 1/4"
25	G3310-80	1	Chain, No. 40, 80 Pitch Including Connector Link
	GR0912	-	Connector Link, No. 40
26	G10004	-	Hex Head Cap Screw, 3/8"-16 x 1 1/4"
	G10229	-	Lock Washer, 3/8"
	G10101	1	Hex Nut, 3/8"-16
27	GA2180	2	Hanger Bearing, 7/8" Hex Bore
28	GD11045	-	Lock Clamp
29	G10130	-	Square Head Machine Bolt, 5/16"-18 x 1 3/4"
	G10923	-	Flange Nut, 5/16"-18, No Serration
30	GD11394-63	1	Hex Shaft, 7/8" x 63" (2 Holes), L.H., 8 Row 36"/38"
	GD11394-73	1	Hex Shaft, 7/8" x 73" (2 Holes), R.H., 8 Row 36"/38"
	GD11394-79	-	Hex Shaft, 7/8" x 79" (2 Holes), L.H., 12 Row 30"
	GD11394-90	-	Hex Shaft, 7/8" x 90" (2 Holes), R.H., 12 Row 30"
31	GD2962	2	Spring
32	G10880	3	Hex Head Cap Screw, 1/4"-20 x 2 1/4"
	G10110	3	Lock Nut, 1/4"-20, Grade B

ITEM	PART NO.	QTY. (Per Assy.)	DESCRIPTION
33	G10496	2	External Inverted Snap Ring, 1½"
34	G11075	3	External Inverted Snap Ring, 7⁄8"
35	GD14432	1	Sleeve, 1¼"
36	GD14431	1	Handle
37	GD14427	1	Tightener Shaft, 47⁄8"
38	GD19343	1	Release Collar, R.H. (Shown)
	GD19344	-	Release Collar L.H.
39	GD14413	-	Torsion Spring, L.H. (Shown)
	GD14414	1	Torsion Spring, R.H.
40	G11100	1	Hex Socket Button Head Cap Screw, ¼"-20 x ½", Grade 8
	G10227	1	Lock Washer, ¼"
	G11453	1	Fender Washer, ¼"
41	G11078	1	Vinyl Cap
A	G1K269	-	Lock Clamp Kit (Items 28 And 28)
B	G1K378	1	Wrap Spring Wrench Replacement Kit, Blue Collar, R.H. (Items 33-41) (Shown)
	G1K379	-	Wrap Spring Wrench Replacement Kit, Gray Collar, L.H. (Items 33-41)

This page left blank intentionally.

(MKR22gg)

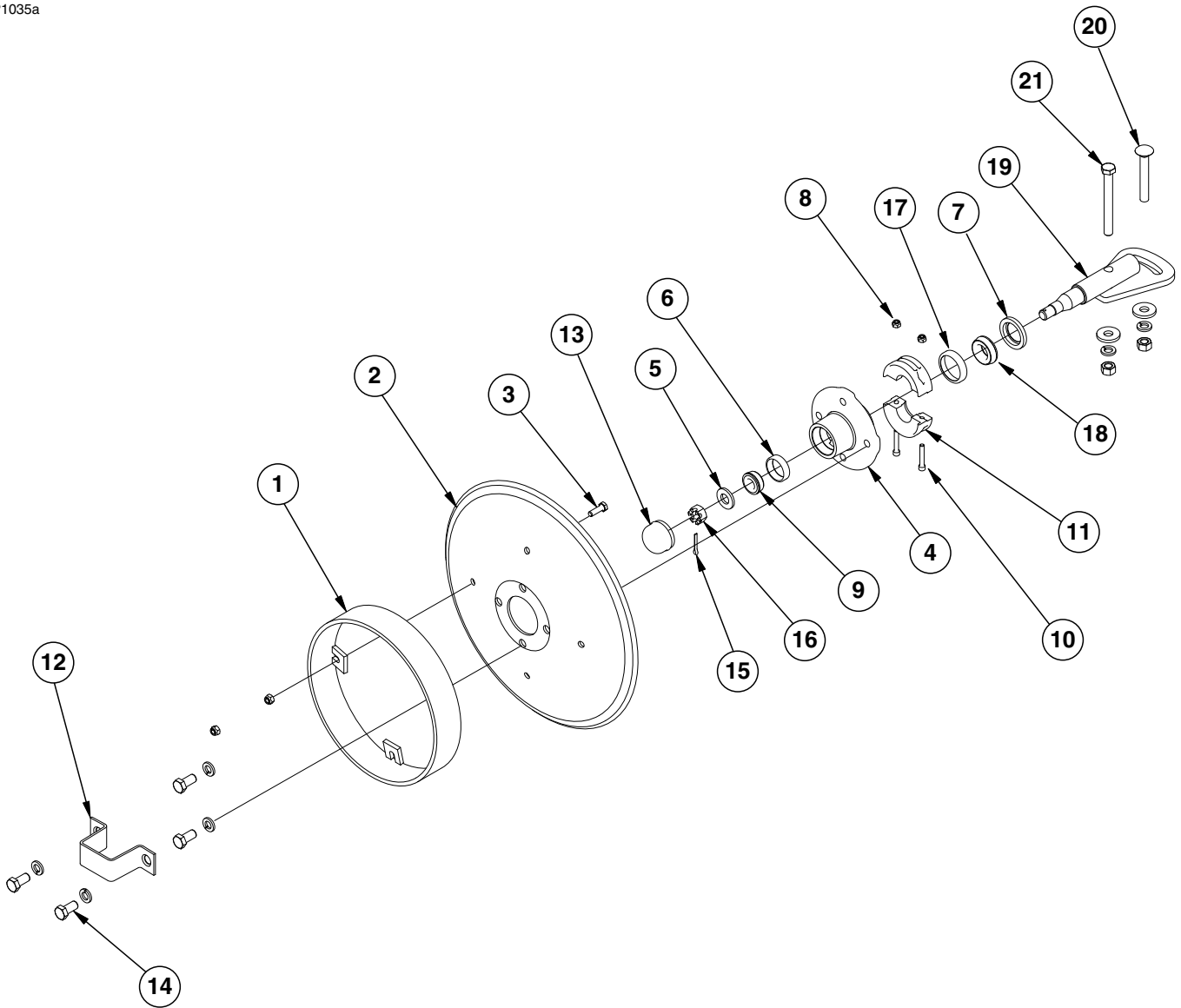
R.H. Side Shown



ITEM	PART NO.	QTY. (Per Assy.)	DESCRIPTION
1	GD0453-02	1	Extension Tube, 40", 8 Row 36"/38"
	GD0453-03	-	Extension Tube, 50", 12 Row 30"
2	GA8120	1	Arm, Third Stage, 19½", 8 Row 36"/38"
	GA8075	-	Arm, Third Stage, 35", 12 Row 30"
3	GD2721	1	U-Bolt, 2" x 2" x ½"-13
	G10228	2	Lock Washer, ½"
	G10102	2	Hex Nut, ½"-13
4	GD11141	1	Spacer, 8 Row 36"/38" Only
5	GA9145	1	Molded Stop, 6¼" Long
6	G10047	2	Hex Head Cap Screw, ⅜"-16 x 1¾"
	G10809	-	Hex Head Cap Screw, ⅜"-16 x 3¼"
	G10203	2	Washer, ⅜" SAE
	G10108	2	Lock Nut, ⅜"-16

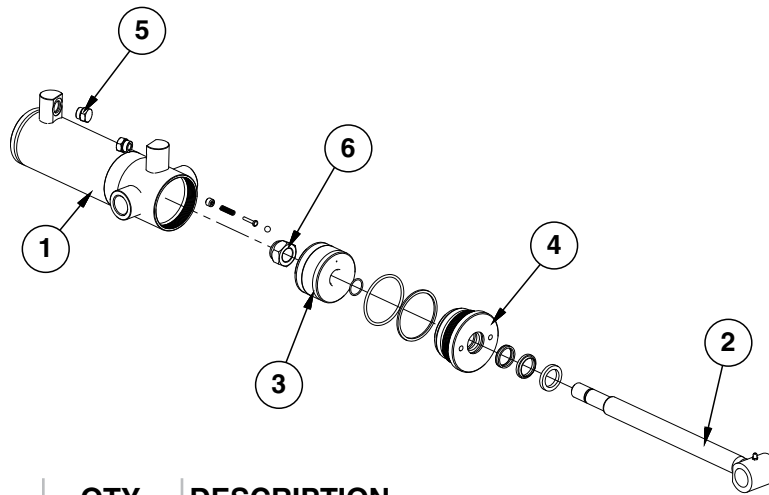
ITEM	PART NO.	QTY. (Per Assy.)	DESCRIPTION
7	GA8119	1	Arm W/Grease Fitting, Second Stage, 60", 8 Row 36"/38"
	GA8076	-	Arm W/Grease Fitting, Second Stage, 72", 12 Row 30"
	G10641	-	Grease Fitting, 1/8" NPT
8	G10159	-	Washer, 1 7/8"
9	GD15386	2	Pin, 1 1/4" x 7 5/8"
	G10460	2	Cotter Pin, 1/4" x 2"
10	GD3214	1	Pin, 1 1/4" x 12 1/4"
	G10460	2	Cotter Pin, 1/4" x 2"
11	---	-	See "Row Marker (Cushion) Cylinder" on page P89
12	GD5875	1	Hose Clamp, 9/16" x 2 1/2" x 2"
13	G10003	1	Hex Head Cap Screw, 3/8"-16 x 1 1/2"
	G10108	1	Lock Nut, 3/8"-16
14	GD0652	1	Pin, 1 1/4" x 9 1/2"
	G10460	2	Cotter Pin, 1/4" x 2"
15	GA8073	1	Mount
16	G10879	4	Flanged 12 Point Bolt, 5/8"-11 x 2", Special Hardened
	G10230	2	Lock Washer, 5/8"
	G10104	2	Hex Nut, 5/8"-11
17	GA8074	1	Arm W/Grease Fittings, First Stage
	G10641	-	Grease Fitting, 1/8" NPT
18	G10560	2	Clevis Pin, 1/2" x 1 3/4"
	G10451	-	Cotter Pin, 1/8" x 1"
19	GD8218	1	Yoke
20	G10503	1	Hex Jam Nut, 5/8"-11, Grade 2
21	GD11115	1	Plain Yoke
22	G3302-08	1	Coil Chain, No. 9/0, 24 Links, 8 Row 36"/38"
	G3302-07	1	Coil Chain, No. 9/0, 28 Links, 12 Row 30"
23	GD10674-03	1	Chain Cover, 48", 8 Row 36"/38"
	GD10674-02	-	Chain Cover, 56", 12 Row 30"
24	GD2697	1	Pin, 7/8" x 11"
	G10463	2	Cotter Pin, 1/4" x 1 1/2"
25	GD2971-11	1	Sleeve, 1 7/8" Long
26	G10049	1	Hex Head Cap Screw, 3/8"-16 x 2 1/2"
	G10210	1	Washer, 3/8" USS
	G10108	1	Lock Nut, 3/8"-16
27	GA8072	1	Linkage, 10"
28	G10862	1	Hex Head Cap Screw, 5/8"-11 x 3 1/4"
	G10107	2	Lock Nut, 5/8"-11
29	GD21142	-	Marker Pin, 1 1/4" x 1 3/16"
	G10640	-	Grease Fitting, 1/4"-28
	G11400	-	Retaining Ring, 1 1/4"
	G10460	1	Cotter Pin, 1/4" x 2"
30	GA11592	-	Arm, First Stage
31	GD21143	-	Marker Pin, 1 1/4" x 9 1/2"
	G10640	-	Grease Fitting, 1/4"-28
	G11400	-	Retaining Ring, 1 1/4"
	G10460	1	Cotter Pin, 1/4" x 2"

IP1035a



ITEM	PART NO.	QTY. (Per Assy.)	DESCRIPTION
1	GA5853	1	Depth Band
2	GD0746	1	Disc Blade, Solid, 16" (Shown)
	GD10283	-	Disc Blade, Notched, 16" (Optional)
3	G10019	4	Hex Head Cap Screw, 5/16"-18 x 1"
	G10109	4	Lock Nut, 5/16"-18, Grade 8
4	GA0167	1	Hub W/Cups, 4 Bolt (Includes Items 6 and 17)
5	G11391	1	Flat Washer, 5/8" SAE
6	GR0151	1	Outer Cup
7	GD21540	1	Grease Seal
8	G10110	2	Lock Nut, 1/4"-20, Grade B
9	GA0257	1	Bearing
10	G11418	2	Hex Socket Head Cap Screw, 1/4"-20 x 1 1/2"
11	GB0554	2	Hub Shield
12	GD2597	1	Retainer
13	GD0840	1	Dust Cap
14	G10722	4	Hex Head Cap Screw, 1/2"-20 x 1"
	G10228	4	Lock Washer, 1/2"
15	G10544	1	Cotter Pin, 5/32" x 1"
16	G10725	1	Slotted Hex Nut, 5/8"-18
17	GR0150	1	Inner Cup
18	GA0245	1	Bearing
19	GA15151	1	Spindle
20	G10844	1	Carriage Bolt, 1/2"-13 x 3 1/2"
	G10168	1	Machine Bushing, 1/2", 7 Gauge
	G10228	1	Lock Washer, 1/2"
	G10102	1	Hex Nut, 1/2"-13
21	G10045	1	Hex Head Cap Screw, 1/2"-13 x 4 1/2"
	G10168	2	Machine Bushing, 1/2", 7 Gauge
	G10228	2	Lock Washer, 1/2"
	G10102	2	Hex Nut, 1/2"-13
A	GA13719	-	Hub And Spindle Assembly, (Items 4-7, 9, and 12-19)

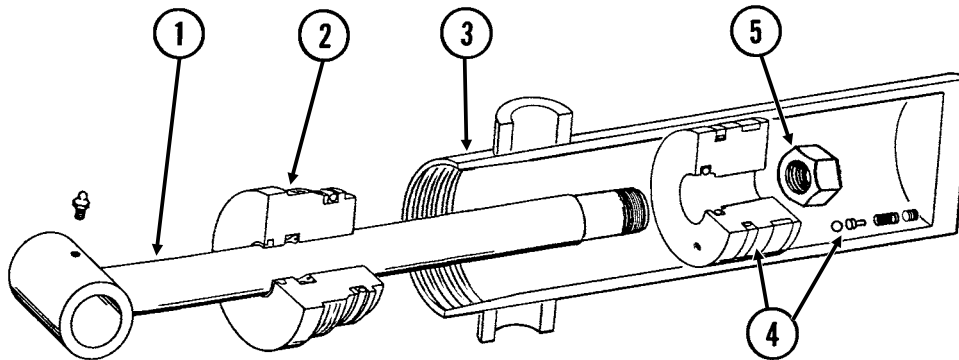
(IP1267)



ITEM	PART NO.	QTY.	DESCRIPTION
1	A4295	1	Barrel (Non-Stock Item)
2	GA8912	1	Rod Assembly W/Grease Fitting
	G10640	-	Grease Fitting, 1/4"-28
3	GA8916	1	Piston W/Rephasing Valve
	GR1169	-	Rephasing Valve Replacement Kit (Includes Set Screw, Guide, 2 Springs, and Ball)
4	GD12507	1	Gland
5	G6408-08	2	Plug W/O-Ring, 3/4"-16 O-Ring
	GR1037	-	O-Ring
6	GD27235	1	Nylon Lock Nut, 1"-14, Grade 8
A	GA8917	-	Cylinder Complete, 3 1/2" x 8" (Part Number Stamped On Barrel)
B	GR1528	-	Seal Kit, Includes: (1) Wear Ring, (2) O-Rings, (1) BU Ring, (1) U-Cup, (1) Wiper, (1) T-Seal

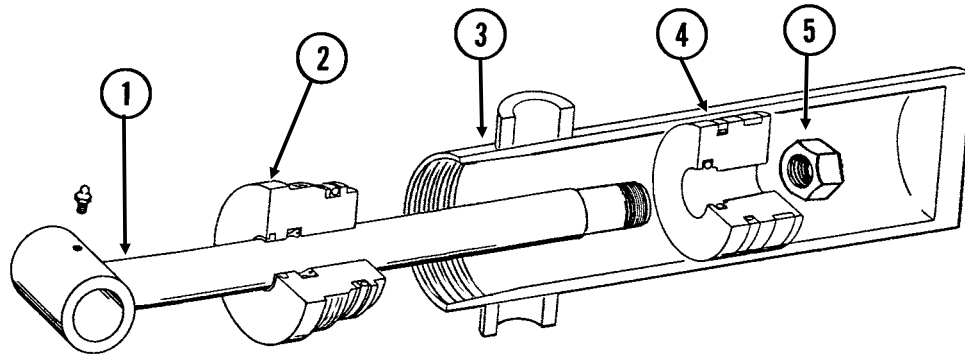
Slave Lift Cylinder

CYL038(CYL1a)



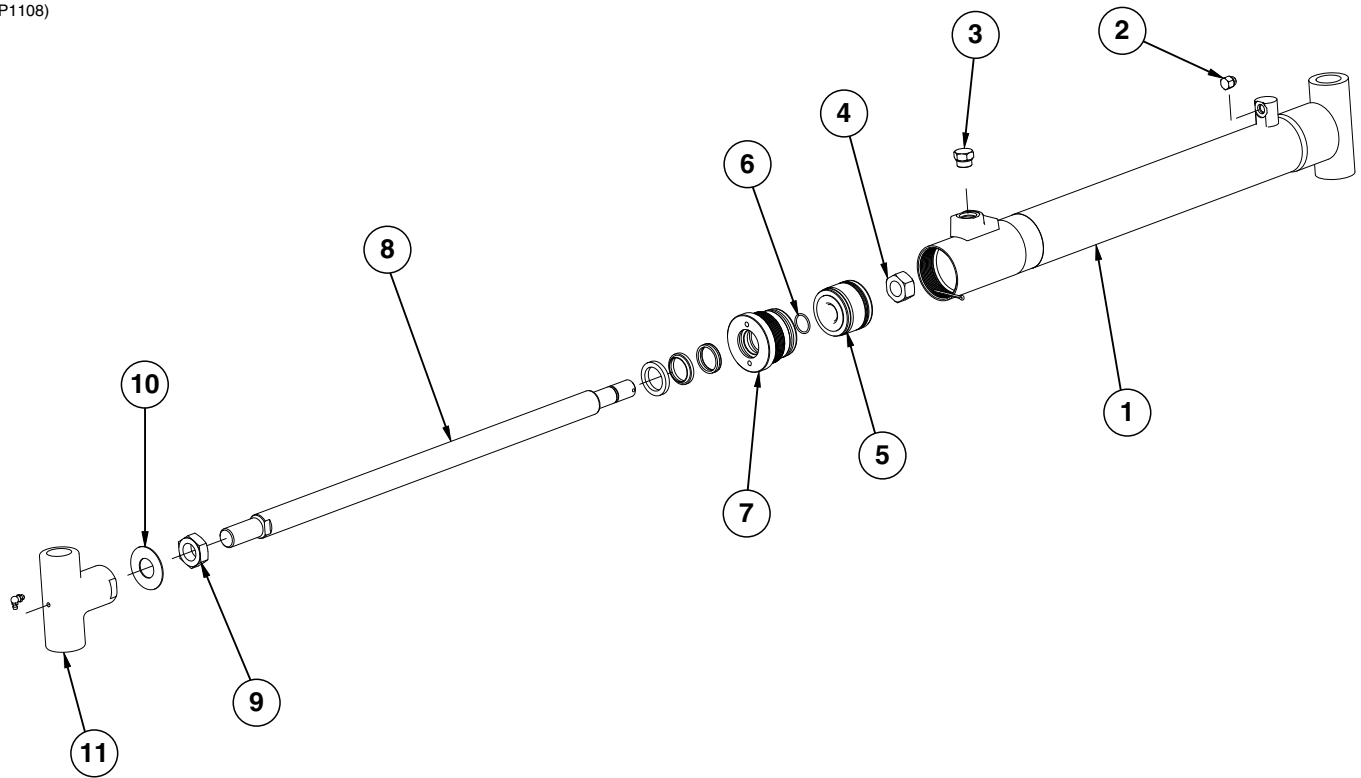
ITEM	PART NO.	QTY.	DESCRIPTION
1	GA8912	1	Rod Assembly W/Grease Fitting
	G10640	-	Grease Fitting, 1/4"-28
2	GD12505	1	Gland
3	A7538	1	Barrel (Non-Stock Item)
4	GA8914	1	Piston W/Rephasing Valve
	GR1169	-	Rephasing Valve Replacement Kit (Includes Set Screw, Guide, 2 Springs, and Ball)
5	GD27235	1	Nylon Lock Nut, 1"-14, Grade 8
A	GA8915	-	Cylinder Complete, 3 1/4" x 8" (Part Number Stamped On Barrel)
B	GR1527	-	Seal Kit, Includes: (1) Wear Ring, (1) T-Seal, (2) O-Rings, (1) BU Ring, (1) U-Cup, (1) Wiper

CYL026(CYL4e)



ITEM	PART NO.	QTY.	DESCRIPTION
1	GA8912	1	Rod Assembly W/Grease Fitting
	G10640	-	Grease Fitting, 1/4"-28
2	GD12505	1	Gland
3	A7538	1	Barrel (Non-Stock Item)
4	GD12504	1	Piston
5	GD27235	1	Nylon Lock Nut, 1"-14, Grade 8
A	GA8913	-	Cylinder Complete, 3 1/4" x 8" <i>(Part Number Stamped On Barrel)</i>
B	GR1527	-	Seal Kit, Includes: (1) Wear Ring, (1) T-Seal, (2) O-Rings, (1) BU Ring, (1) U-Cup, (1) Wiper

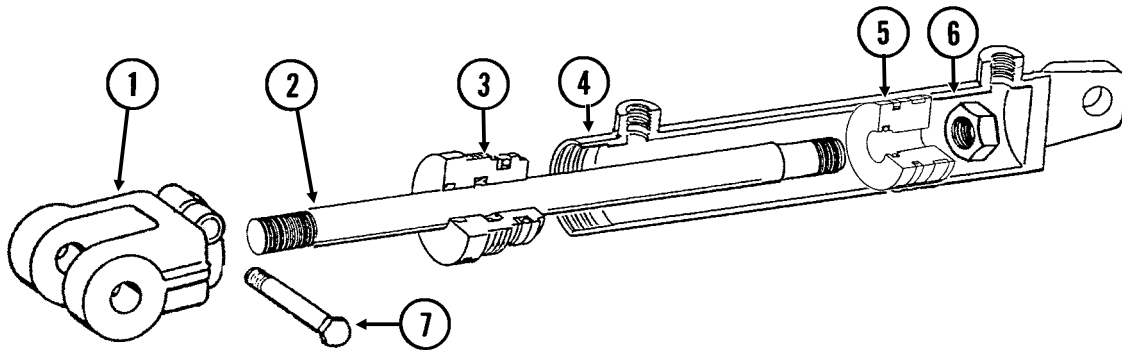
(IP1108)



ITEM	PART NO.	QTY.	DESCRIPTION
1	GA8836	1	Barrel (Non-Stock Item)
2	G6408-04 GR1465	1 -	Plug W/O-Ring, 7/16"-20 O-Ring O-Ring
3	G6408-08 GR1037	1 -	Plug W/O-Ring, 3/4"-16 O-Ring O-Ring
4	GD27234	1	Nylon Lock Nut, 7/8"-14, Grade 8
5	GD11983 *D12275 *D12012	1 1 1	Piston T-Seal, 2 1/2" Piston Ring, 2 1/2"
6	*D12214	1	O-Ring
7	GD10207 *D12251 *D12213 *D12212 *D12210 GD12102	1 1 1 1 1 1	Gland U-Cup Back-up Ring O-Ring Wiper Cast Iron Ring
8	GD14529	1	Rod
9	G10324	1	Hex Jam Nut, 1"-14
10	GD23002	1	Locking Device
11	GD14308 G10779	1 1	Threaded Sleeve End Grease Fitting, 90°, 1/4"-28
A	GA10123	-	Cylinder Complete, 2 1/2" x 20 1/16" (Part Number Stamped On Barrel)
B	GR1521	1	Seal Kit, Includes: (1) T Seal, (2) O-Rings, (1) BU Ring, (1) U-Cup, (1) Wiper, (1) Cast Iron Ring

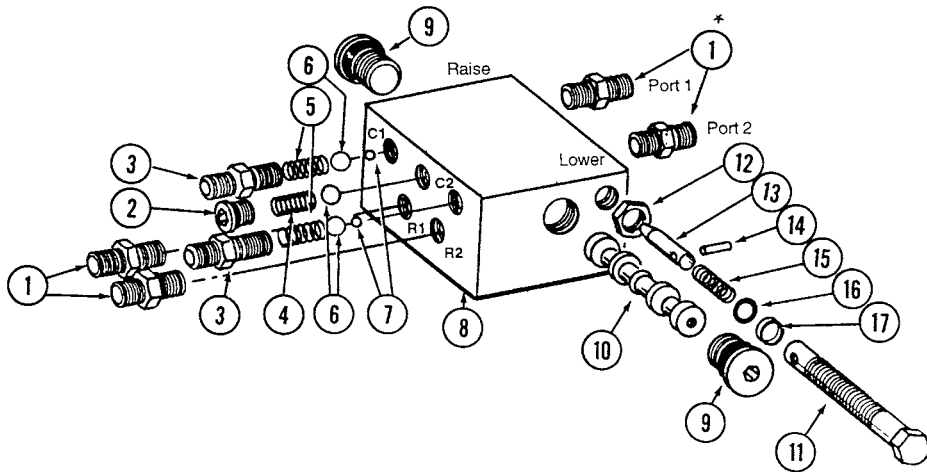
*Part of seal kit, item can not be purchased individually.

CYL032(CYL14c)



ITEM	PART NO.	QTY.	DESCRIPTION
1	GD11950	1	Clevis
2	GD12501	1	Rod
3	GD11999	1	Gland
4	A6524	1	Barrel (Non-Stock Item)
5	GD12502	1	Piston
6	G10958	1	Lock Nut, 1"-14
7	G10939	1	Hex Head Cap Screw, 3/8"-16 x 2 1/4"
	G10108	1	Lock Nut, 3/8"-16
A	GA8911	-	Cylinder Complete, 3" x 16" <i>(Part Number Stamped On Barrel)</i>
B	GR1526	-	Seal Kit, Includes: (1) Wear Ring, (1) T-Seal, (2) O-Rings, (1) BU Ring, (1) U-Cup, (1) Wiper

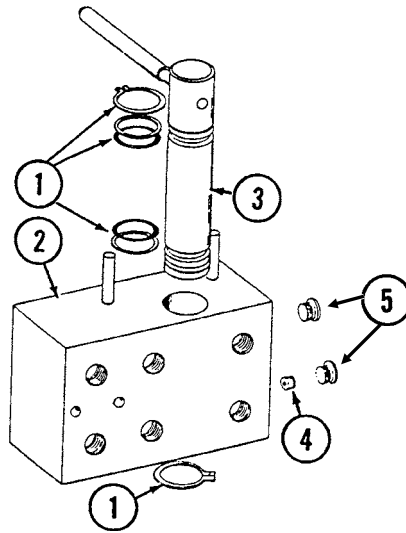
VVB025(PT9a)



ITEM	PART NO.	QTY.	DESCRIPTION
1	*G6400-06 GR1045	4 -	Connector W/O-Ring, 1/16"-18 Male JIC To O-Ring O-Ring
2	GR1034 GR1035	1 -	Hex Socket Plug W/O-Ring O-Ring
3	GR1032 GR1045	2 -	Port Adapter W/O-Ring O-Ring
4	GR1033	1	Detent Spring
5	GR1036	2	Spring
6	GR1044	3	7/16" Check Ball
7	GR1043	2	1/4" Steel Ball
8	---	-	Valve Body (Non-Stock Item)
9	GR1047 GR1037	2 -	Hex Socket Plug W/O-Ring O-Ring
10	---	-	Spool (Non-Stock Item)
11	GR1042	2	Adjustment Screw
12	GR1048	2	Hex Jam Nut, 1/2"-20
13	GR1038	2	Needle
14	GR1039	2	Spring Pin
15	GR1046	2	Compression Spring
16	GR1040	2	O-Ring
17	GR1041	2	Teflon BU Ring
A	GA5552	-	Valve Assembly Complete (Items 1-17)
B	GA5572	-	Flow Control Portion Only (Items 11-17)

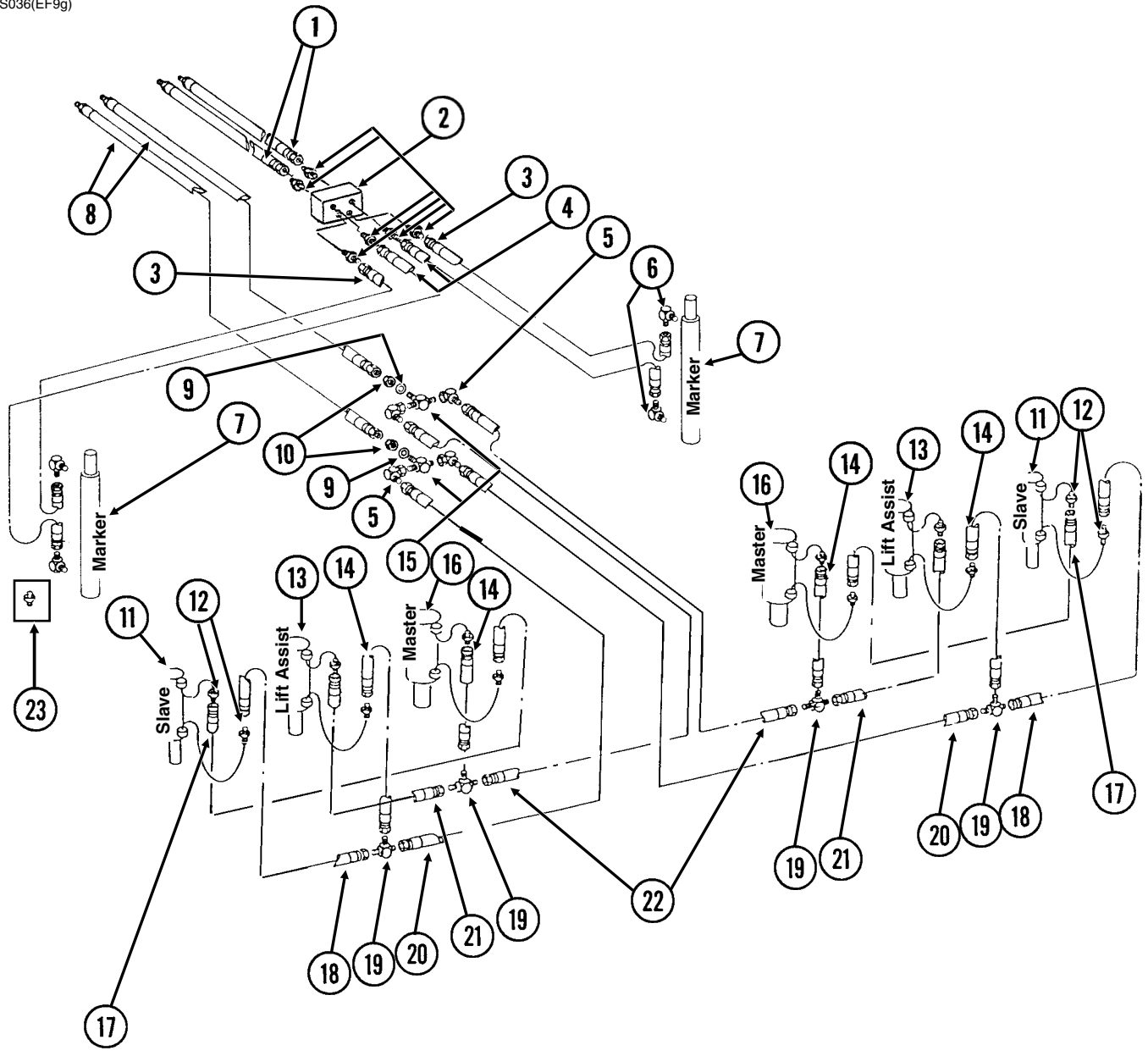
*Not used on machines with 3/8" hoses.

VVB028(EF8)



ITEM	PART NO.	QTY.	DESCRIPTION
1	GR1096	-	Seal Kit, Includes: (2) Retaining Rings, (2) O-Rings, (2) BU Rings
2	R1176	-	Block (Non-Stock Item)
3	GR1177	1	Spool W/Handle
4	GR1178	1	Restrictor
5	GR1034	2	Hex Socket Plug W/O-Ring
A	GA6438	-	Valve Assembly (Items 1-4)

PHS036(EF9g)

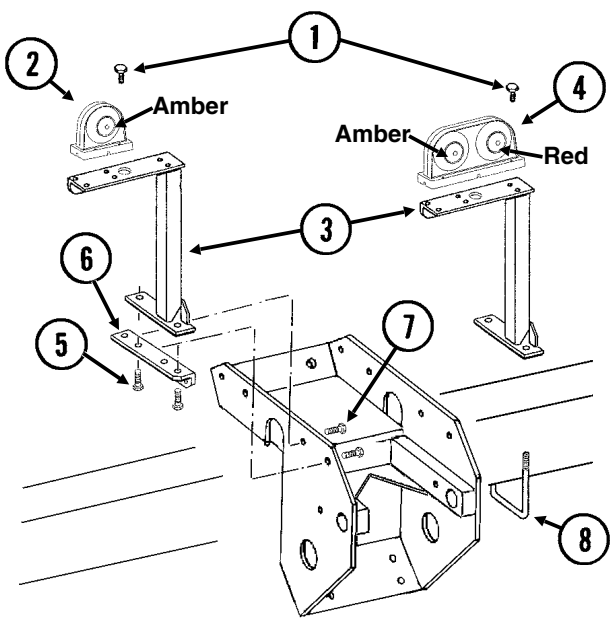


ITEM	PART NO.	QTY.	DESCRIPTION
1	*A3202	2	Hose Assembly, 3/8" x 172", 8 Row 36"/38" And 12 Row 30"
2	---	-	See "Row Marker Sequencing/Flow Control Valve" on page P91 And See "Hitch and Safety Chain" on page P53
3	*A12008	2	Hose Assembly, 3/8" x 233", 8 Row 36"/38"
	*A12010	-	Hose Assembly, 3/8" x 259", 12 Row 30"
4	*A12007	2	Hose Assembly, 3/8" x 217", 8 Row 36"/38"
	*A12009	-	Hose Assembly, 3/8" x 244", 12 Row 30"
5	G6500-08	4	Swivel Elbow, 90°, 3/4"-16 Male JIC To Female
6	G6801-08	2-4	Elbow W/O-Ring, 90°, 3/4"-16 Male JIC To O-Ring
	GR1037	-	O-Ring
7	---	-	See "Row Marker (Cushion) Cylinder" on page P89
8	*A3130	2	Hose Assembly, 3/8" x 173", 8 Row 36"/38" And 12 Row 30"
9	G10215	2	Machine Bushing, 3/4", 14 Gauge
10	G306-08	2	Lock Nut, 3/4"-16
11	---	-	See "Slave Lift Cylinder" on page P87
12	G6400-08	12	Connector W/O-Ring, 3/4"-16 Male JIC To O-Ring
	GR1037	-	O-Ring
13	---	-	See "Assist Cylinder" on page P88
14	*A1000	4	Hose Assembly, 3/8" x 15"
15	G2703-08	2	Bulkhead Tee, 3/4"-16 Male JIC
16	---	-	See "Master Lift Cylinder" on page P87
17	*A1024	2	Hose Assembly, 3/8" x 116", 8 Row 36"/38"
	*A3114	-	Hose Assembly, 3/8" x 156", 12 Row 30"
18	*A1055	2	Hose Assembly, 3/8" x 66", 8 Row 36"/38"
	*A1010	-	Hose Assembly, 3/8" x 120", 12 Row 30"
19	G2603-08	4	Tee, 3/4"-16 Male JIC
20	*A3136	2	Hose Assembly, 3/8" x 100", 8 Row 36"/38"
	*A3176	-	Hose Assembly, 3/8" x 86", 12 Row 30"
21	*A1021	2	Hose Assembly, 3/8" x 56", 8 Row 36"/38"
	*A1020	-	Hose Assembly, 3/8" x 48", 12 Row 30"
22	*A3128	2	Hose Assembly, 3/8" x 52", 8 Row 36"/38"
	*A1020	-	Hose Assembly, 3/8" x 48", 12 Row 30"
23	G6400-08-04	2	Connector W/O-Ring, 3/4"-16 Male JIC To 7/16"-20 O-Ring
	GR1045	-	O-Ring

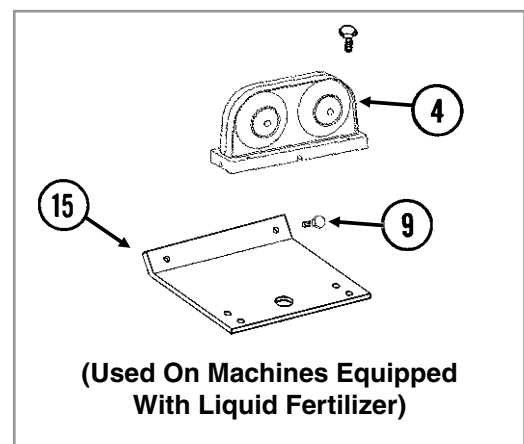
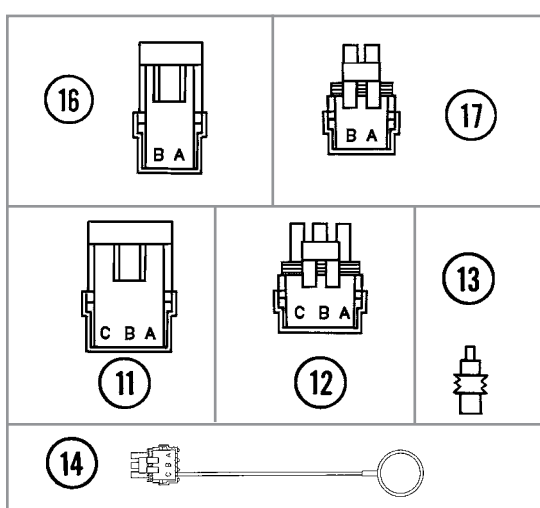
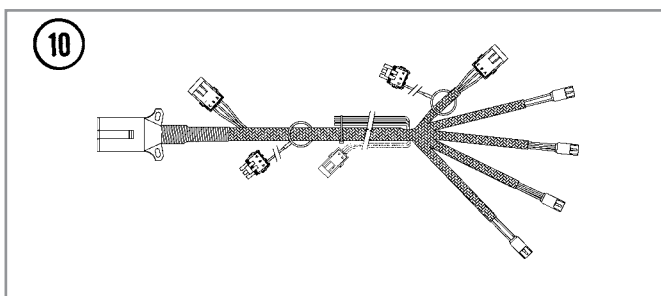
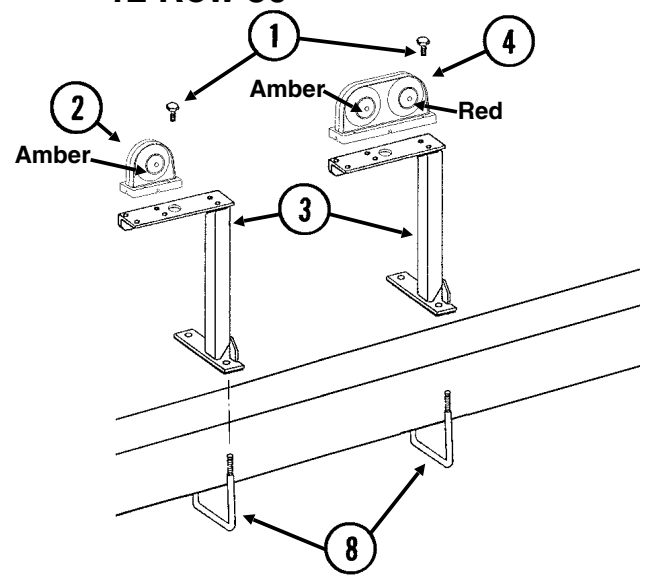
* Hydraulic hose is not stocked by Kinze Repair Parts, but can be made available on a special order basis. Call for quote.

(EF64e/INS7e/ELC9/MTR27a/A9206a/ EF64f)

8 Row 36"/38"


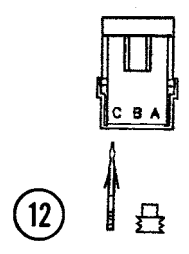
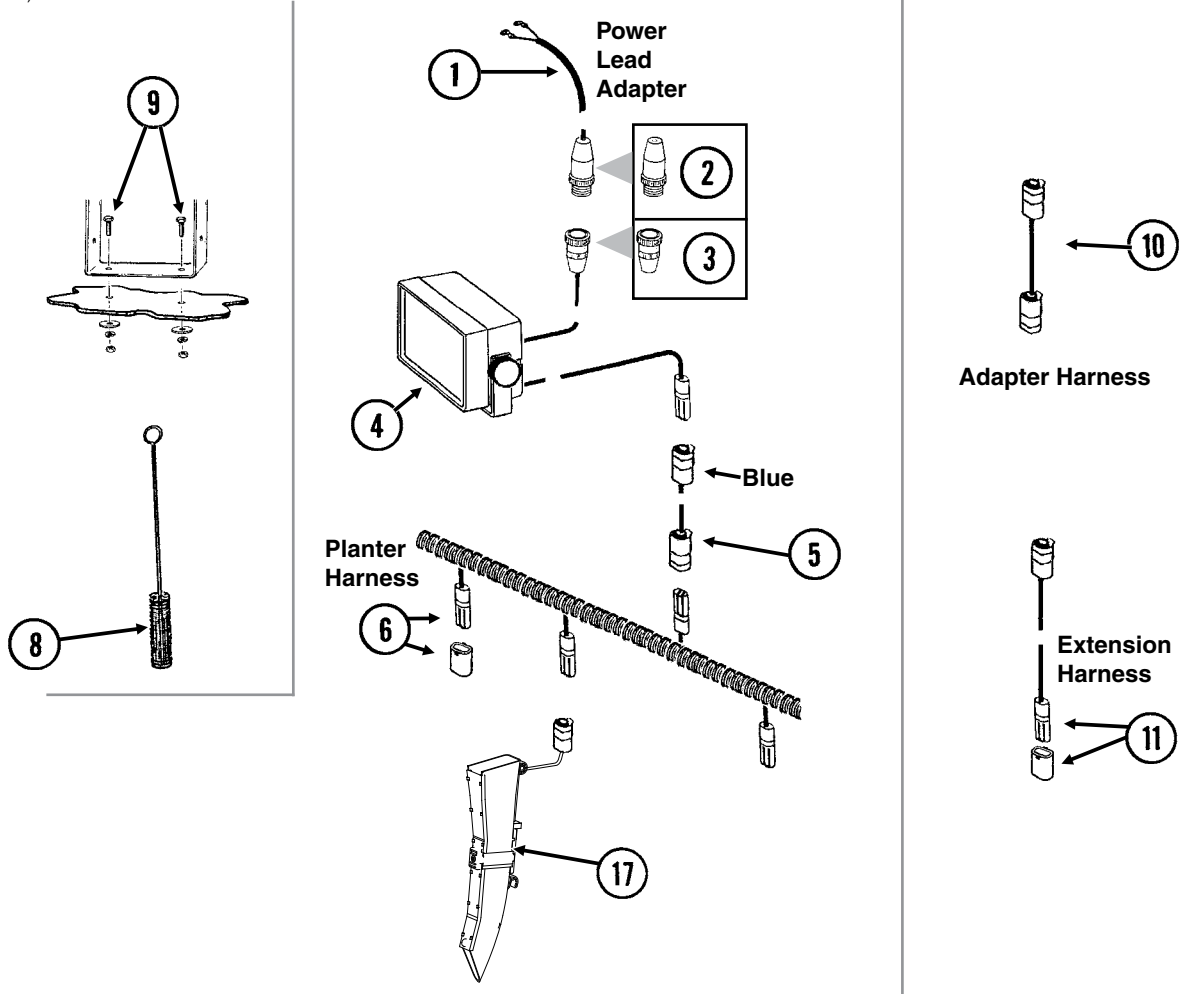


12 Row 30"



ITEM	PART NO.	QTY.	DESCRIPTION
1	G10064	8	Hex Head Cap Screw, 1/4"-20 x 1"
	G11385	8	Flat Washer, 1/4" SAE
	G10110	8	Lock Nut, 1/4"-20, Grade B
2	GA6701	2	Single Amber Light Assembly
	GR1956	-	Amber Lens Kit, Includes: (1) Amber Lens, (1) Gasket, and (3) Hex Head Cap Screws
	GR1208	-	Bulb
3	GA6824	-	Bracket, R.H.
	GA6823	1	Bracket, L.H. (Shown)
4	GA6699	1	Double Light Assembly
	GA6700	1	Double Light Assembly (Shown)
	GR1956	-	Amber Lens Kit, Includes: (1) Amber Lens, (1) Gasket, and (3) Hex Head Cap Screws
	GR1957	-	Red Lens Kit, Includes: (1) Red Lens, (1) Gasket, and (3) Hex Head Cap Screws
	GR1958	-	Black Cover Kit, Includes: (1) Black Cover, (1) Gasket, and (3) Hex Head Cap Screws
	GR1208	-	Bulb
5	G10017	4	Hex Head Cap Screw, 1/2"-13 x 1 1/2"
	G10228	4	Lock Washer, 1/2"
	G10102	4	Hex Nut, 1/2"-13
6	GD11285	2	Angle
7	G10003	4	Hex Head Cap Screw, 3/8"-16 x 1 1/2"
	G10229	4	Lock Washer, 3/8"
	G10101	4	Hex Nut, 3/8"-16
8	GD7145	2-4	U-Bolt, 7" x 7" x 1/2"-13
	G10228	4-8	Lock Washer, 1/2"
	G10102	4-8	Hex Nut, 1/2"-13
9	G11385	4	Flat Washer, 1/4" SAE
	G10110	4	Lock Nut, 1/4"-20, Grade B
	G10023	4	Hex Head Cap Screw, 1/4"-20 x 3/4"
10	GA9207	-	Wiring Harness W/7 Terminal Female Connector, 329" (4 Light Connections)
	GA5385	-	7 Terminal Female Connector
11	G1K248	-	3-Pin Female Connector Kit (Black), Includes: (3) 3-Pin Female Housings, (9) Pin Contacts, (9) Seals
12	G1K252	-	3-Pin Male Connector Kit (Black), Includes: (3) 3-Pin Male Housings, (9) Socket Contacts, (9) Seals
13	GD11089	-	Sealing Plug
14	GA8047	-	Dust Plug (Black)
15	GA9209	2	Light Bracket
16	G1K321	-	2-Pin Female Connector Kit (Black), Includes: (3) 2-Pin Female Housings, (6) Pin Contacts, (6) Seals
17	G1K320	-	2-Pin Male Connector Kit (Black), Includes: (3) 2-Pin Male Housings, (6) Socket Contacts, (6) Seals

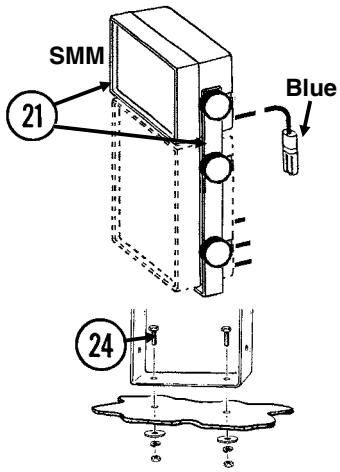
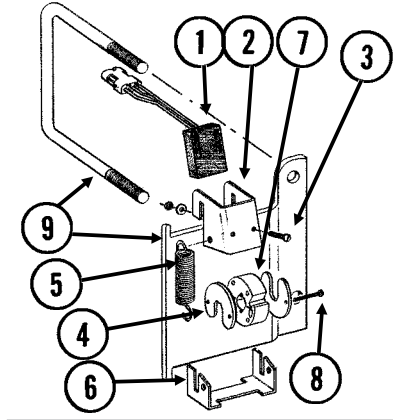
(MTR46bb/A11948)



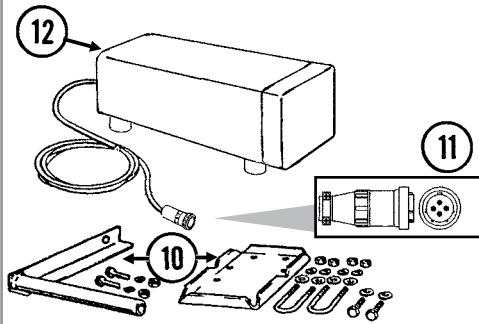
ITEM	PART NO.	QTY.	DESCRIPTION
1	GA7856	1	Power Lead Adapter
2	G1K267	-	Power Lead Adapter Connector Kit, Includes: (1) Cable Clamp, (1) 3-Pin Connector, (3) Male Terminal Pins
3	G1K268	-	Console Cable Connector Kit, Includes: (1) Cable Clamp, (1) 3-Pin Connector, (1) Lock Ring, (3) Female Terminal Pins
4	GA10570	1	KPM I Backlit Console W/Mounting Bracket, Fuse Holder And Fuse, Power Lead Adapter (Item 11), Brush (Item 23) And Dust Plug (Item 34)
	GR1390	-	Mounting Bracket, KPM I
	GR1392	-	Console Mounting Bracket Hardware Package (Includes 2 Knobs And ¼" Hardware)
	GA10601	-	Fuse Holder
	GD7639	-	Fuse
5	---	-	Included In Light Wiring Harness, See Item 10, page P96
6	GA7850	-	Planter Harness W/Dust Caps, 8 Row (12 Connectors)
	GA7851	-	Planter Harness W/Dust Caps, 12 Row (16 Connectors)
	GD11993	-	Dust Cap
7	GA15287	-	Seed Tube W/Computerized Sensor
	GA18919	-	Seed Tube (With Holes For Sensor Installation)
8	GR0594	-	Brush
9	G10022	2	Hex Head Cap Screw, ¼"-20 x ½"
	G11385	2	Flat Washer, ¼" SAE
	G10227	2	Lock Washer, ¼"
	G10103	2	Hex Nut, ¼"-20
10	GA7857	-	Adapter Harness, 1'
11	GA7854	-	Extension Harness W/Dust Cap, 15'
	GA7855	-	Extension Harness W/Dust Cap, 30'
	GD11993	-	Dust Cap
12	G1K248	-	3-Pin Female Connector Kit (Black), Includes: (3) 3-Pin Female Housings, (9) Pin Contacts, (9) Seals
	G1K362	-	3-Pin Female Connector Kit (Blue), Includes: (3) 3-Pin Female Housings, (9) Pin Contacts, (9) Seals
13	G1K252	-	3-Pin Male Connector Kit (Black), Includes: (3) 3-Pin Male Housings, (9) Socket Contacts, (9) Seals
	G1K363	-	3-Pin Male Connector Kit (Blue), Includes: (3) 3-Pin Male Housings, (9) Socket Contacts, (9) Seals
14	GD11089	-	Sealing Plug
15	GA8046	-	Dust Plug (Black)
	GA9978	-	Dust Plug (Blue)
16	GA8047	-	Dust Plug (Black)
	GA9979	-	Dust Plug (Blue)
17	GA19961	-	Seed Tube W/Computerized Sensor
	GA19960	-	Seed Tube (With Holes For Sensor Installation)

(MTR43nnn)

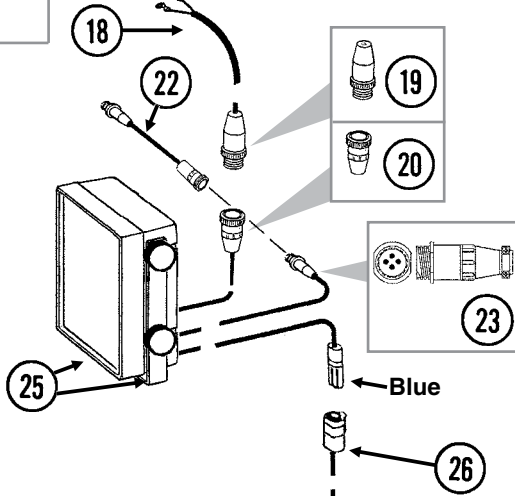
Shaft Rotation Sensor



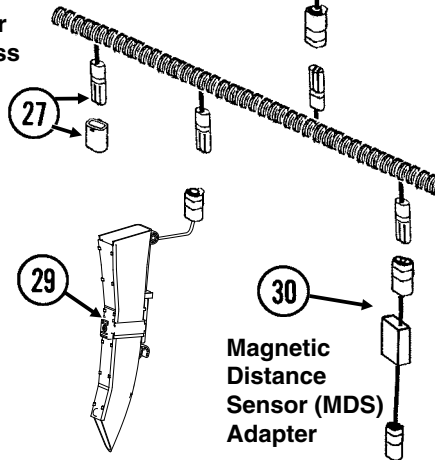
Radar Distance Sensor



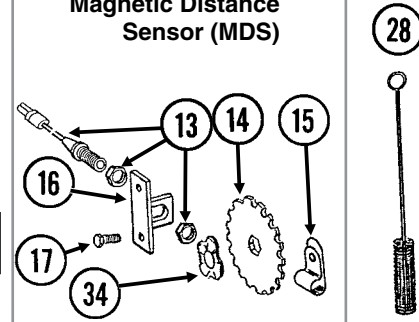
Power Lead Adapter




Planter Harness



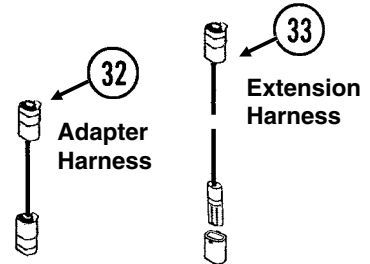
Magnetic Distance Sensor (MDS)



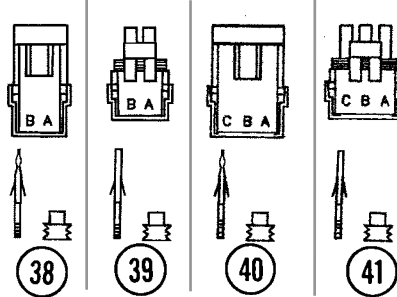
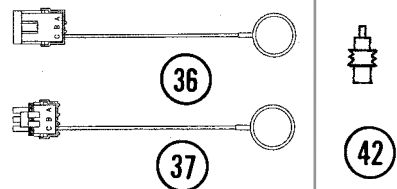
Radar Y-Cable



Adapter Harness



Acre Counter Switch Kit



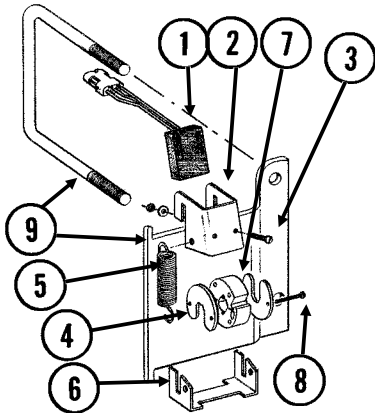
ITEM	PART NO.	QTY.	DESCRIPTION
1	GR1415	1	Rotation Sensor
2	GD11169	1	Mount
3	G10757	2	Pan Head Screw, No. 10-32 x 1¼"
	G10243	2	Washer, No. 10 SAE
	G10758	2	Hex Nut, No. 10-32
4	GD11474	2	Cover
5	GD5857	2	Spring
6	GD11170	1	Spring Mount
7	GR1414	1	Actuator
8	G10927	2	Pan Head Machine Screw, No. 8-32 x 1¼", Stainless Steel
	G10931	2	Lock Washer, No. 8, Internal/External, Stainless Steel
	G10928	2	Hex Nut, No. 8-32, Stainless Steel
9	G1K364	-	Rotation Sensor Mount Kit, Includes: (2) Mounts, (2) GD11721 5" x 7" U-Bolts, (4) G10228 Lock Washers, (4) G10102 Hex Nuts, (1) Instruction
10	GA8026	-	Radar Sensor Pipe/Mounting Bracket Package
11	G1K323	-	4-Pin Connector Kit W/Female Housing, (4) Pins And (1) Cable Clamp
12	GA7858	-	Radar Distance Sensor W/20' Cable
13	GA5600	1	Magnetic Distance Sensor
14	GD8751	-	Magnetic Distance Sensor Pulse Wheel
15	GD6291	-	Insulated Clamp, ⅜"
16	GD8770	1	Bracket
17	G10001	2	Hex Head Cap Screw, ⅜"-16 x 1"
	G10229	2	Lock Washer, ⅜"
	G10101	2	Hex Nut, ⅜"-16
18	GA7856	1	Power Lead Adapter
19	G1K267	-	Power Lead Adapter Connector Kit, Includes: (1) 3-Pin Connector, (1) Cable Clamp, (3) Male Terminal Pins
20	G1K268	-	Console Cable Connector Kit, Includes: (1) 3-Pin Connector, (1) Cable Clamp, (1) Lock Ring, (3) Female Terminal Pins
21	GA9857	1	SMM Backlit Console W/Mounting Bracket And Dust Plug (Item 36)
	GR1631	-	Mounting Bracket, KPM II Stack-Mode And SMM Consoles
	GR1632	-	Console Mounting Bracket Hardware Package (Includes 2 Knobs And ¼" Hardware)
22	GA9144	-	Monitor/Radar Adapter Cable, 10"
23	G1K322	-	4-Pin Connector Kit W/Male Housing, (4) Female Socket Contacts And (1) Cable Clamp
24	G10022	2	Hex Head Cap Screw, ¼"-20 x ½"
	G11385	2	Flat Washer, ¼" SAE
	G10227	2	Lock Washer, ¼"
	G10103	2	Hex Nut, ¼"-20
25	GA10575	-	KPM II Backlit Console W/Mounting Bracket, Fuse Holder And Fuse, Power Lead Adapter (Item 18), Brush (Item 28), Dust Plug (Item 36) And Monitor/Radar Adapter, 10" (Item 22)
	GR1391	-	Mounting Bracket, KPM II
	GR1393	-	Console Mounting Bracket Hardware Package (Includes 4 Knobs And ¼" Hardware)
	GA10601	-	Fuse Holder
	GD7639	-	Fuse
26	---	-	Included In Light Wiring Harness. See Item 10 On page P96
27	GA7850	1	Planter Harness W/Dust Caps, 8 Row (12 Connectors)
	GA7851	-	Planter Harness W/Dust Caps, 12 Row (16 Connectors)
	GD11993	-	Dust Cap
28	GR0594	-	Brush

ITEM	PART NO.	QTY.	DESCRIPTION
29	GA19961	-	Seed Tube W/Computerized Sensor
	GA19960	-	Seed Tube (With Holes For Sensor Installation)
30	GA7859	1	Magnetic Distance Sensor Adapter (Analog To Digital)
31	GR0586	1	Radar Y-Cable (Used To Connect Radar Distance Sensor For Multiple Functions)
32	GA7857	-	Adapter Harness, 1'
33	GA7854	-	Extension Harness W/Dust Cap, 15'
	GA7855	-	Extension Harness W/Dust Cap, 30'
	GD11993	-	Dust Cap
34	GD8771	1	Spring Wave Washer
35	G1K249	-	Acre Counter Switch Kit
36	GA8046	-	Dust Plug (Black)
	GA9978	-	Dust Plug (Blue)
37	GA8047	-	Dust Plug (Black)
	GA9979	-	Dust Plug (Blue)
38	G1K321	-	2-Pin Female Connector Kit (Black), Includes: (3) 2-Pin Female Housings, (6) Pin Contacts, (6) Seals
39	G1K320	-	2-Pin Male Connector Kit (Black), Includes: (3) 2-Pin Male Housings, (6) Socket Contacts, (6) Seals
40	G1K248	-	3-Pin Female Connector Kit (Black), Includes: (3) 3-Pin Female Housings, (9) Pin Contacts, (9) Seals
	G1K362	-	3-Pin Female Connector Kit (Blue), Includes: (3) 3-Pin Female Housings, (9) Pin Contacts, (9) Seals
41	G1K252	-	3-Pin Male Connector Kit (Black), Includes: (3) 3-Pin Male Housings, (9) Socket Contacts, (9) Seals
	G1K363	-	3-Pin Male Connector Kit (Blue), Includes: (3) 3-Pin Male Housings, (9) Socket Contacts, (9) Seals
42	GD11089	-	Sealing Plug
A	GA6147	-	Magnetic Distance Sensor And Mounting Package (Items 13-17 And 34)

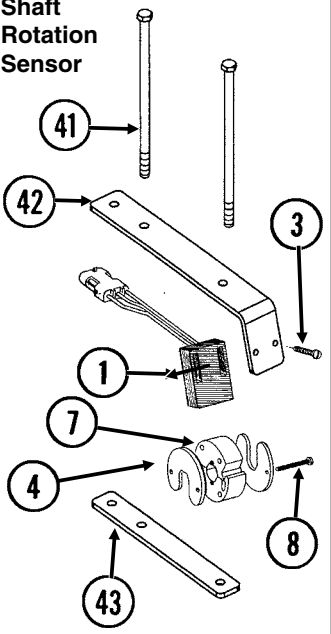
This page left blank intentionally.

(MTR54b)

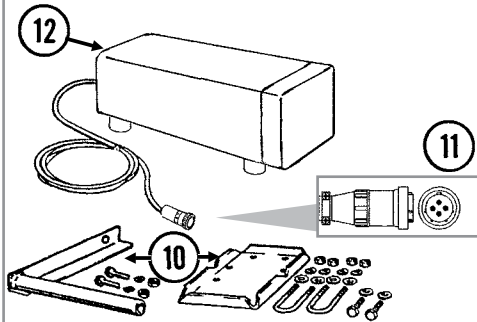
Shaft Rotation Sensor



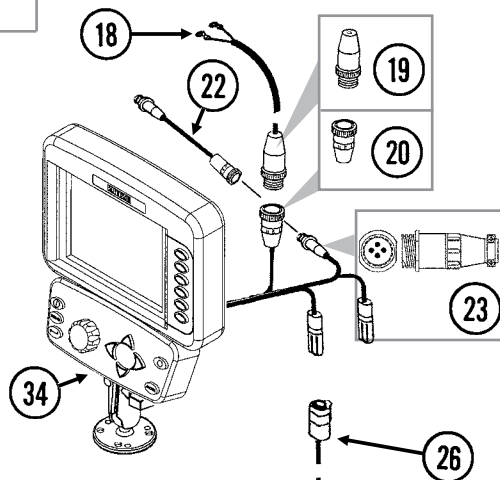
Shaft Rotation Sensor



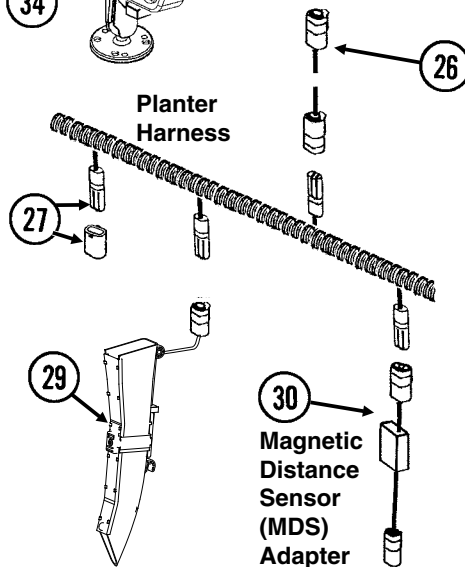
Radar Distance Sensor



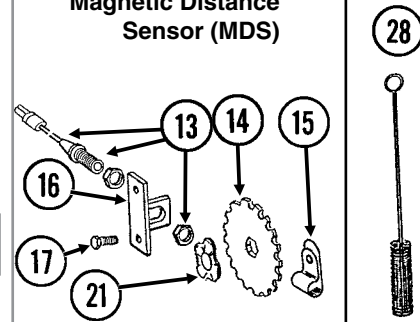
Power Lead Adapter



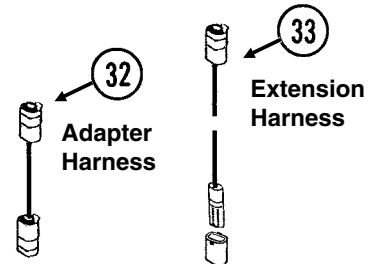
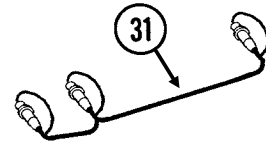
Planter Harness



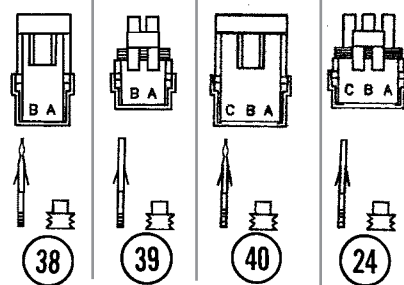
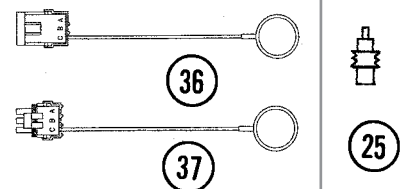
Magnetic Distance Sensor (MDS)



Radar Y-Cable



Acre Counter Switch Kit



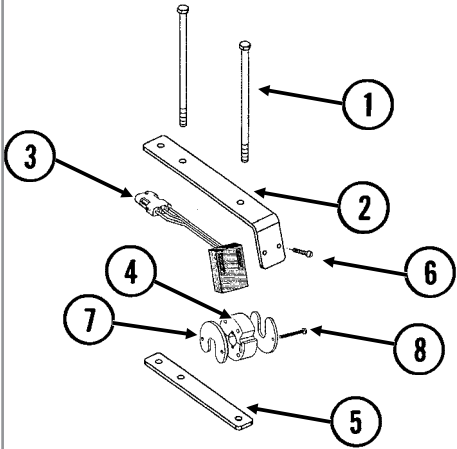
ITEM	PART NO.	QTY.	DESCRIPTION
1	GR1415	1	Rotation Sensor
2	GD11169	1	Mount
3	G11288	2	Pan Head Screw, No. 10-32 x 1 1/2"
	G10243	2	Washer, No. 10 SAE
	G10758	2	Hex Nut, No. 10-32
4	GD11474	2	Cover
5	GD5857	2	Spring
6	GD11170	1	Spring Mount
7	GR1414	1	Actuator
8	G10927	2	Pan Head Machine Screw, No. 8-32 x 1 1/4", Stainless Steel
	G10931	2	Lock Washer, No. 8, Internal/External, Stainless Steel
	G10928	2	Hex Nut, No. 8-32, Stainless Steel
9	G1K364	-	Rotation Sensor Mount Kit, Includes: (2) Mounts, (2) GD11721 5" x 7" U-Bolts, (4) G10228 Lock Washers, (4) G10102 Hex Nuts, (1) Instruction
10	GA8026	-	Radar Sensor Pipe/Mounting Bracket Package
11	G1K323	-	4-Pin Connector Kit W/Female Housing, (4) Pins And (1) Cable Clamp
12	GA7858	-	Radar Distance Sensor W/20' Cable
13	GA5600	1	Magnetic Distance Sensor
14	GD8751	-	Magnetic Distance Sensor Pulse Wheel
15	GD6291	-	Insulated Clamp, 3/8"
16	GD8770	1	Bracket
17	G10001	2	Hex Head Cap Screw, 3/8"-16 x 1"
	G10229	2	Lock Washer, 3/8"
	G10101	2	Hex Nut, 3/8"-16
18	GA7856	1	Power Lead Adapter
19	G1K267	-	Power Lead Adapter Connector Kit, Includes: (1) 3-Pin Connector, (1) Cable Clamp, (3) Male Terminal Pins
20	G1K268	-	Console Cable Connector Kit, Includes: (1) 3-Pin Connector, (1) Cable Clamp, (1) Lock Ring, (3) Female Terminal Pins
21	GD8771	1	Spring Wave Washer
22	GA9144	-	Monitor/Radar Adapter Cable, 10"
23	G1K322	-	4-Pin Connector Kit W/Male Housing, (4) Female Socket Contacts And (1) Cable Clamp
24	G1K252	-	3-Pin Male Connector Kit (Black), Includes: (3) 3-Pin Male Housings, (9) Socket Contacts, (9) Seals
	G1K363	-	3-Pin Male Connector Kit (Blue), Includes: (3) 3-Pin Male Housings, (9) Socket Contacts, (9) Seals
25	GD11089	-	Sealing Plug
26	---	-	Included In Light Wiring Harness. See Item 10 On page P96
27	GA7850	1	Planter Harness W/Dust Caps, 8 Row (12 Connectors)
	GA7851	-	Planter Harness W/Dust Caps, 12 Row (16 Connectors)
	GD11993	-	Dust Cap
28	GR0594	-	Brush
29	GA15287	-	Seed Tube W/Computerized Sensor
	GA18919	-	Seed Tube (With Holes For Sensor Installation)
30	GA7859	1	Magnetic Distance Sensor Adapter (Analog To Digital)
31	GR0586	1	Radar Y-Cable (Used To Connect Radar Distance Sensor For Multiple Functions)
32	GA7857	-	Adapter Harness, 1'
33	GA7854	-	Extension Harness W/Dust Cap, 15'
	GA7855	-	Extension Harness W/Dust Cap, 30'
	GD11993	-	Dust Cap

ITEM	PART NO.	QTY.	DESCRIPTION
34	8647x	1	KPM III Backlit Console W/Brush (Item 28), Dust Plug (Item 36), Mounting Bracket Assembly, Console Mounting Bracket Hardware And Power Harness
	GA12403	-	Mounting Bracket Assembly, Includes: (2) Mounting Brackets, (2) Connector Halves, (1) Compression Spring, (1) Tension Knob, (1) ¼"-20 x 1 ¾" Hex Head Cap Screw, (1) ¼" Plastic Washer, (1) ¼" Steel Washer
	GR1762	-	Console Mounting Bracket Hardware Package, Includes: (3) No. 10-32 x 5/8" Hex Socket Pan Head Plated Screws, (3) No. 10 Plated Lock Washers
	GA16082	-	Power Harness
35	G1K249	-	Acre Counter Switch Kit
36	GA8046	-	Dust Plug (Black)
	GA9978	-	Dust Plug (Blue)
37	GA8047	-	Dust Plug (Black)
	GA9979	-	Dust Plug (Blue)
38	G1K321	-	2-Pin Female Connector Kit (Black), Includes: (3) 2-Pin Female Housings, (6) Pin Contacts, (6) Seals
39	G1K320	-	2-Pin Male Connector Kit (Black), Includes: (3) 2-Pin Male Housings, (6) Socket Contacts, (6) Seals
40	G1K248	-	3-Pin Female Connector Kit (Black), Includes: (3) 3-Pin Female Housings, (9) Pin Contacts, (9) Seals
	G1K362	-	3-Pin Female Connector Kit (Blue), Includes: (3) 3-Pin Female Housings, (9) Pin Contacts, (9) Seals
41	G10686	4	Hex Head Cap Screw, 3/8"-16 x 8"
	G10229	4	Lock Washer, 3/8"
	G10101	4	Hex Nut, 3/8"-16
42	GD18118	2	Shaft Sensor Mount
43	GD18168	2	Mount
A	GA6147	-	Magnetic Distance Sensor And Mounting Package (Items 13-17 And 21)
B	GR1763	-	KPM III Loaner Display Only
C	GA13521	-	Shaft Sensor Mounting (Items 3, 4, 8, and 41-43)

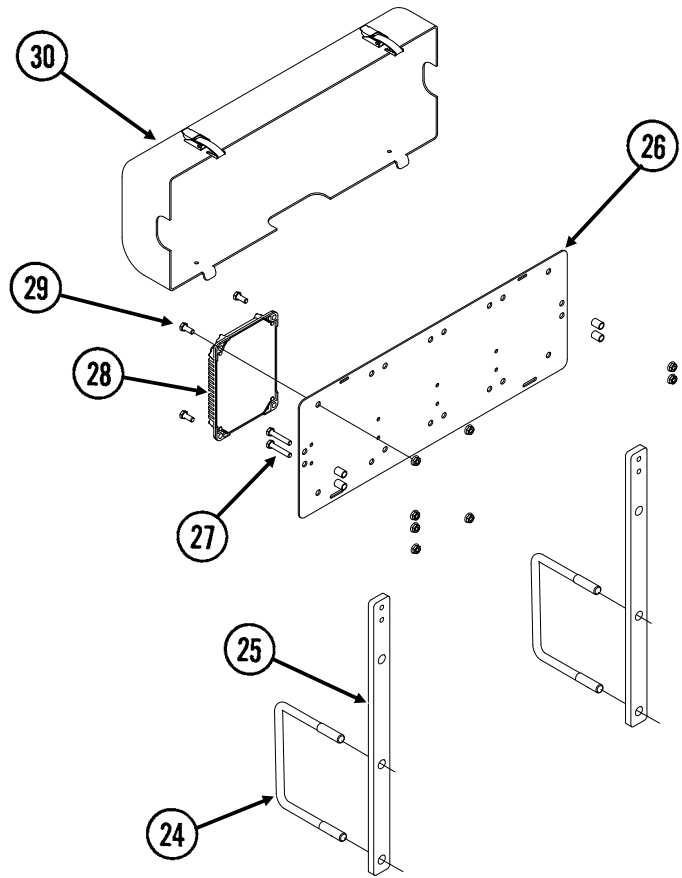
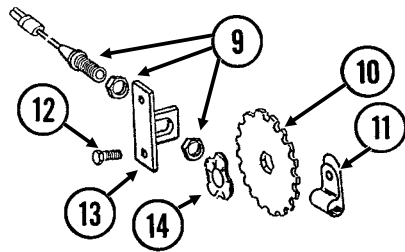
This page left blank intentionally.

(MTR60/MTR63/PMM01/MTR65/MTR61/MTR64/MTR62/PMM02)


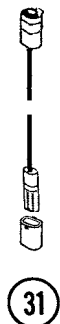
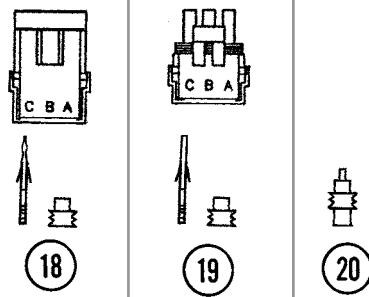
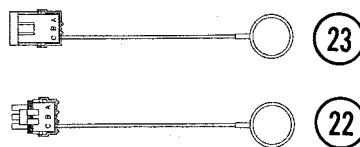
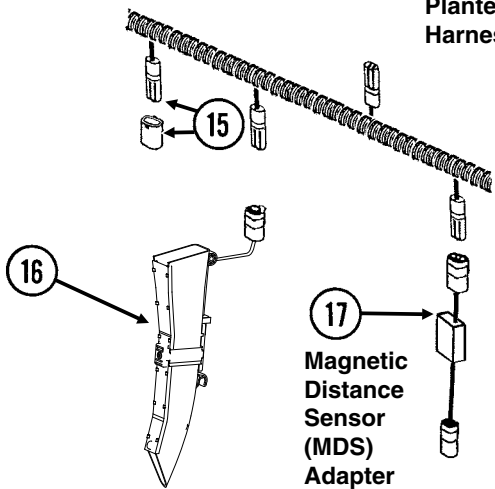
Shaft Rotation Sensor



Magnetic Distance Sensor (MDS)

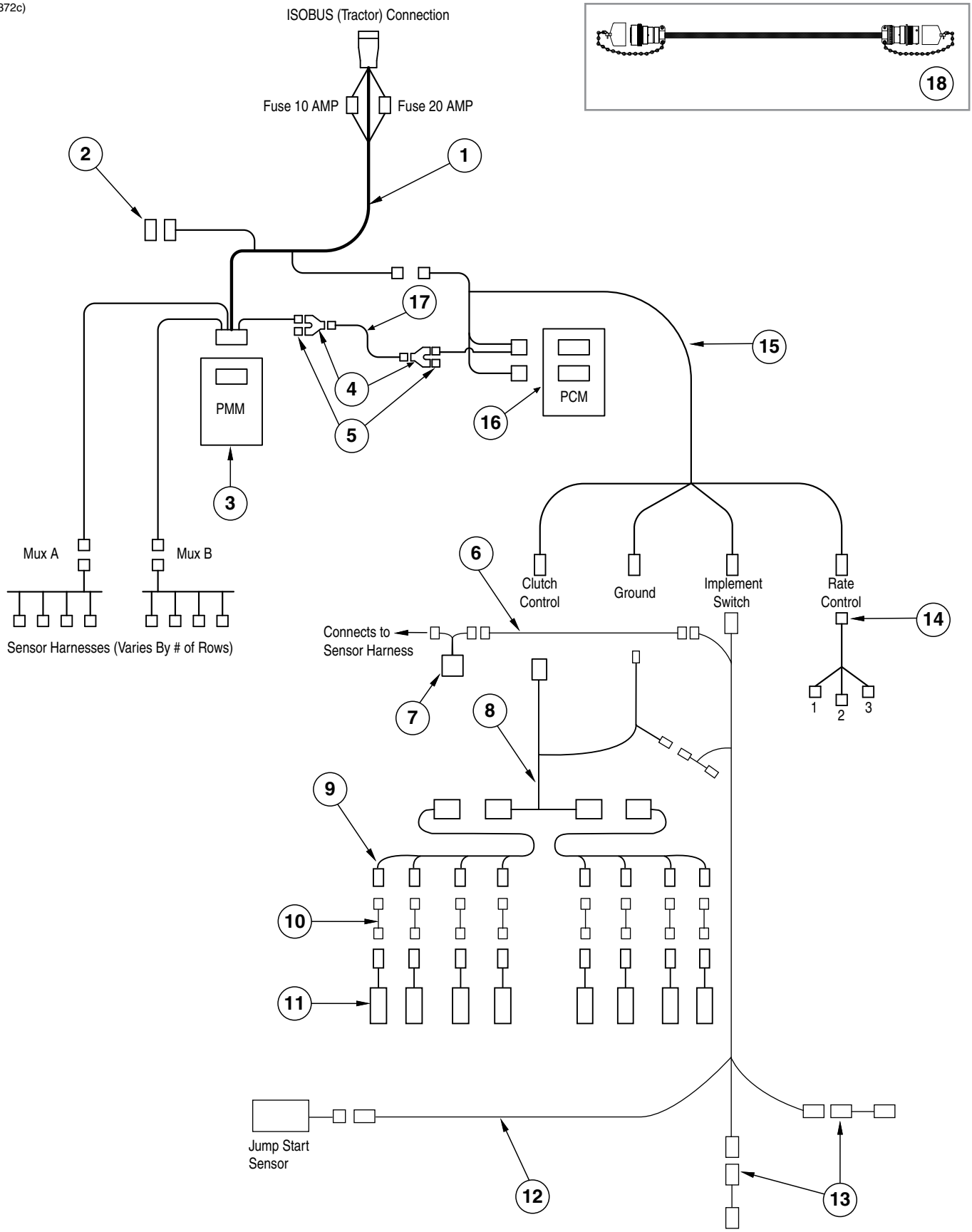


Planter Harness



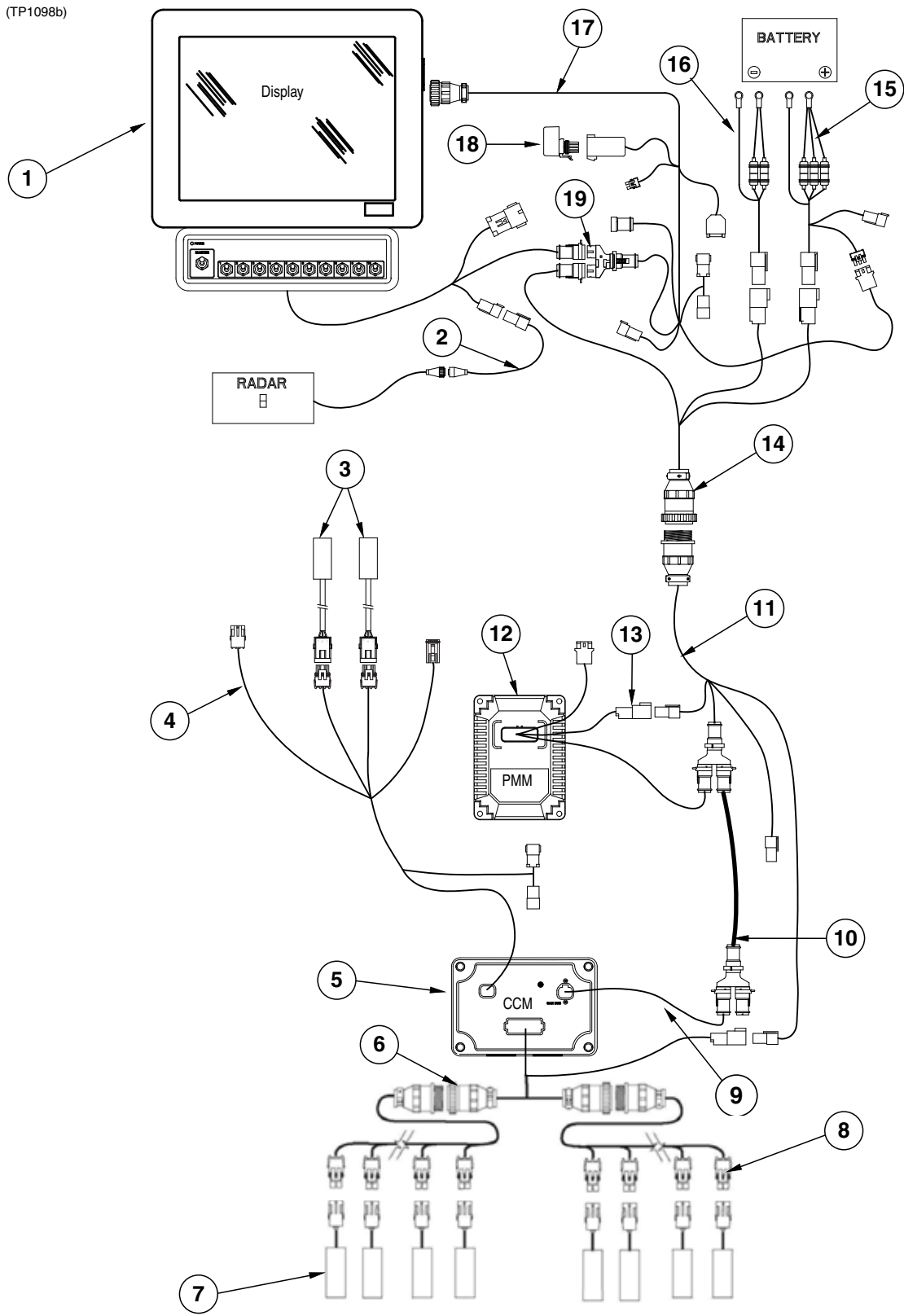
ITEM	PART NO.	QTY.	DESCRIPTION
1	G10686	4	Hex Head Cap Screw, 3/8"-16 x 8"
	G11091	4	Serrated Flange Nut, 3/8"-16
2	GD18118	2	Shaft Sensor Mount
3	GR1415	1	Rotation Sensor
4	GR1414	1	Actuator
5	GD18168	2	Mount
6	G11288	2	Pan Head Screw, No. 10-32 x 1 1/2"
	G10243	2	Washer, No. 10 SAE
	G10758	2	Hex Nut, No. 10-32
7	GD11474	2	Cover
8	G10927	2	Pan Head Machine Screw, No. 8-32 x 1 1/4", Stainless Steel
	G10931	2	Lock Washer, No. 8, Internal/External, Stainless Steel
	G10928	2	Hex Nut, No. 8-32, Stainless Steel
9	GA5600	1	Magnetic Distance Sensor
10	GD8751	-	Magnetic Distance Sensor Pulse Wheel
11	GD6291	-	Insulated Clamp, 3/8"
12	G10001	2	Hex Head Cap Screw, 3/8"-16 x 1"
	G10229	2	Lock Washer, 3/8"
	G10101	2	Hex Nut, 3/8"-16
13	GD8770	1	Bracket
14	GD8771	1	Spring Wave Washer
15	GA7852	-	Planter Harness W/Dust Caps, 12 Row (20 Connectors)
	GD11993	-	Dust Cap
16	GA15287	-	Seed Tube W/Computerized Sensor
	GA18919	-	Seed Tube
17	GA7859	-	Magnetic Distance Sensor Adapter (Analog To Digital)
18	G1K248	-	3-Pin Female Connector Kit (Black), Includes: (3) 3-Pin Female Housings, (9) Pin Contacts, (9) Seals
	G1K362	-	3-Pin Female Connector Kit (Blue), Includes: (3) 3-Pin Female Housings, (9) Pin Contacts, (9) Seals
19	G1K252	-	3-Pin Male Connector Kit (Black), Includes: (3) 3-Pin Male Housings, (9) Socket Contacts, (9) Seals
	G1K363	-	3-Pin Male Connector Kit (Blue), Includes: (3) 3-Pin Male Housings, (9) Socket Contacts, (9) Seals
20	GD11089	-	Sealing Plug
21	GR0594	-	Brush
22	GA8047	-	Dust Plug (Black)
	GA9979	-	Dust Plug (Blue)
23	GA8046	-	Dust Plug (Black)
	GA9978	-	Dust Plug (Blue)
24	GD16598	2	U-Bolt, 4" x 7" x 5/8"-11
	G11415	4	Serrated Flange Nut, 5/8"-11
25	GD19759	2	Module Bracket Mount
26	GD18013	1	Bracket
27	G10171	4	Hex Head Cap Screw, 5/16"-18 x 1 1/4"
	G10620	4	Serrated Flange Nut, 5/16"-18
28	---	-	See "Ag Leader Electric Clutch Package" on page P111 See "ISOBUS Electric Clutch Package" on page P109
29	G10019	2	Hex Head Cap Screw, 5/16"-18 x 1"
	G10620	2	Serrated Flange Nut, 5/16"-18
30	GA12563	1	
31	GA7854	1	Extension Harness W/Dust Cap, 15'
	GD11993	-	Dust Cap
32	GA16923	-	Dickey John Adapter Cable
A	GA6147	-	Magnetic Distance Sensor And Mounting Package (Items 9-14)

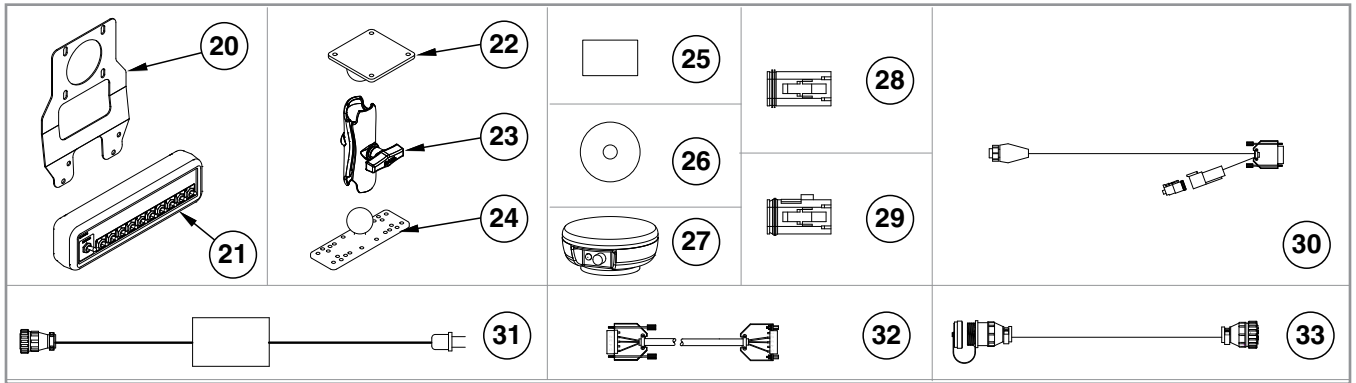
(IP1372c)



ITEM	PART NO.	QTY.	DESCRIPTION
1	GA16348	1	ISOBUS Implement Cable, 168"
2	GD22968	1	Terminatin Bias Circuit
3	GA15290	1	ISOBUS Planter Monitor Module
4	GD22975	1	Y-Splitter, 2-Way
5	GD22974	1	Terminating Resistor, 2-Way DTM
6	GA16343	1	Jump Start Cable
7	GA12812	1	Hall Effect Adapter
8	GA16382	1	Section Adapter Cable, 12 Row (2 Row)
9	GA17009	2	Clutch Cable, 12 Row
10	GA17200	-	Adapter Clutch HS Driver Cable
11	GA16374	-	See "Ag Leader Electric Clutch" on page P5
12	GA16826	-	Implement Switch Extension Cable
13	GA16829	-	See "Parallel Arms, Mounting Support Plate, and Quick Adjustable Down Force Springs" on page P3
14	GA15884	1	Rate Control Cable
15	GA15882	1	Product Control Module Cable
16	GA15288	1	Product Control Module
17	GA15883	1	CAN Jumper Cable
18	GA16350	-	ISOBUS Extension Cable

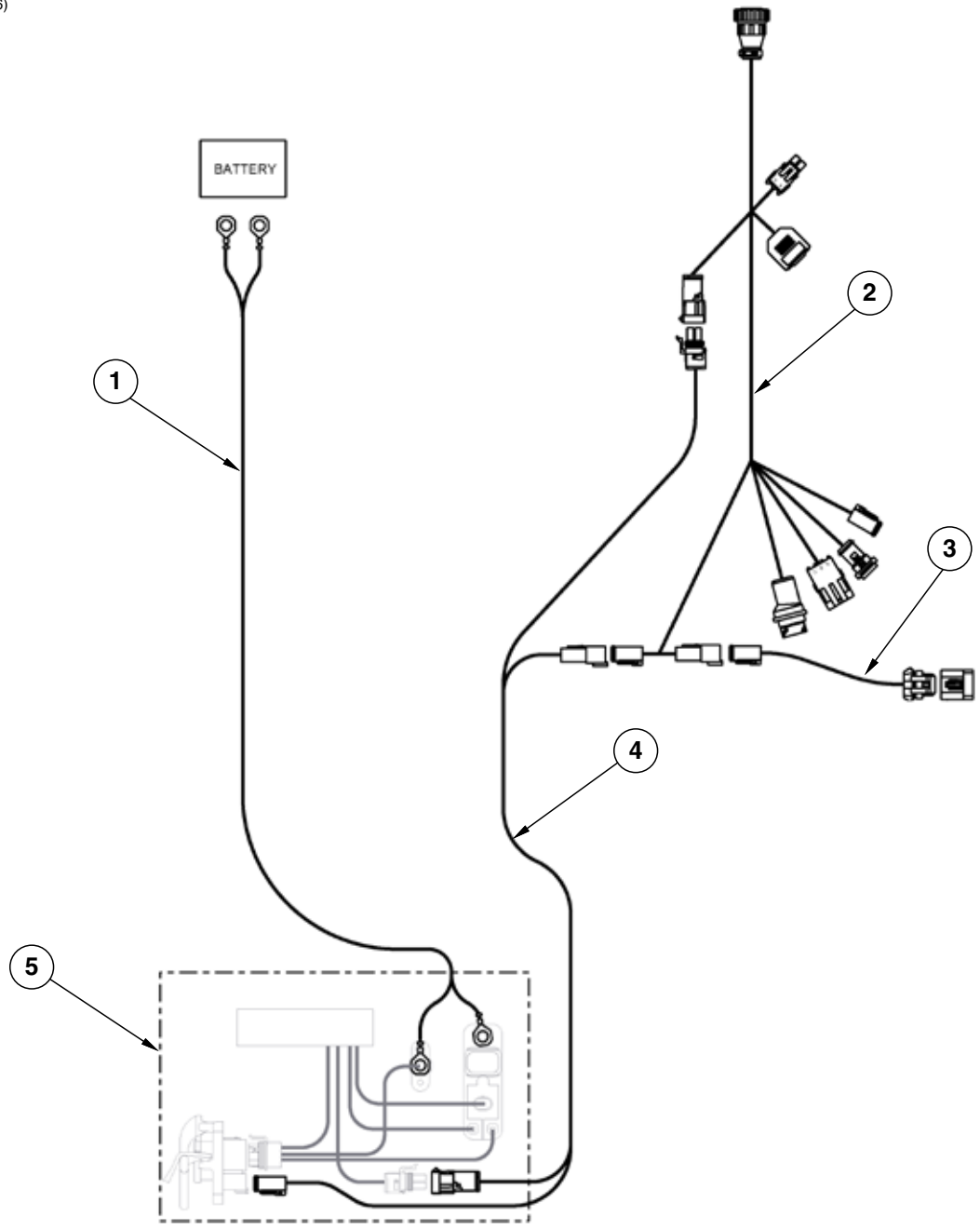
(TP1098b)





ITEM	PART NO.	QTY.	DESCRIPTION
1	GA14447	1	Integra Loaner Display (Display Only)
2	GA12596	1	Radar Adapter Cable
3	GA16829	1	See "Parallel Arms, Mounting Support Plate, and Quick Adjustable Down Force Springs" on page P3
4	GA16826	1	Implement Switch Extension Cable
5	GA12537	1	Clutch Control Module
6	GA16382	1	Section Adapter Cable, 12 Row (2 Row)
7	GA16374	1	See "Ag Leader Electric Clutch" on page P5
8	GA17009	2	Clutch Cable, 12 Row
9	GA12558	1	Can Stub Cable, 8"
10	GA12559	1	Can Extension Cable, 5"
11	GA16349	1	Implement Cable, 168"
12	GA16351	1	Ag Leader Planter Monitor Module
13	GA16352	1	PMM Cable
14	GA14450	1	CAN Adapter Cable
15	GA14452	1	Power Cable
16	GA12598	1	Seed Rate Power Cable
17	GA16831	1	ISOBUS Integra Display Cable
18	GA12540	1	Power Control Relay
19	GD18176	1	Y-Splice Connector
20	GR1916	1	Switch Box Bracket
21	GA12539	1	Switch Box Module
22	GD18408	1	Ram Vesa Base
23	GA12868	1	Mounting Bracket Assembly
24	GD18407	1	Ram Base
25	GA14449	1	Flash Drive
26	GR1836	1	SMS CD
27	GA12552	1	GPS Antenna
28	GR1838	1	Dust Plug
29	GR1839	1	Dust Plug
30	GA15464	1	GPS Cable
31	GA12852	1	Power Supply
32	GA12853	1	Null Modem Cable
33	GA13562	1	Cable Extension, 180"

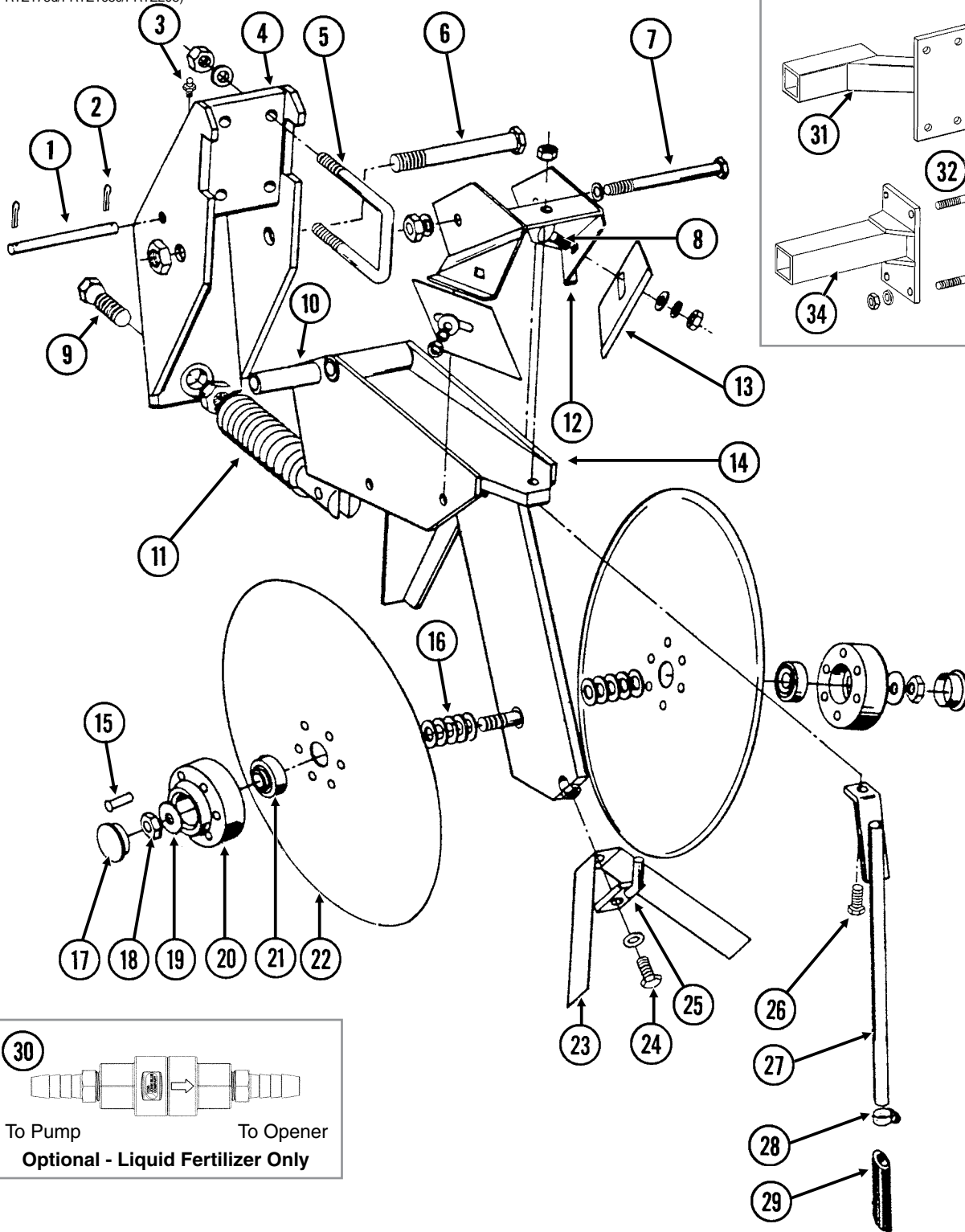
(TP1106)



ITEM	PART NO.	QTY.	DESCRIPTION
1	GA16834	1	Battery Cable
2	GA16374	-	See "ISOBUS Electric Clutch Package" on page P109 See "Ag Leader Electric Clutch Package" on page P111
3	GA16355	1	Terminator Cable
4	GA16832	1	ISO Integra Extension Cable
5	GA16833	1	ISO Connector

This page left blank intentionally.

(FRTZ175d/FRTZ168c/FRTZ208)



ITEM	PART NO.	QTY. (Per Assy.)	DESCRIPTION
1	GD1657	1	Lockup Pin
2	G10451	2	Cotter Pin, 1/8" x 1"
3	G10938	1	Grease Fitting, 1/4"-28, Taper Threads
4	GA8483	1	Bracket
5	GD1138	2	U-Bolt, 2 1/2" x 2 1/2" x 1/2"-13
	G10228	4	Lock Washer, 1/2"
	G10102	4	Hex Nut, 1/2"-13
6	G10046	1	Hex Head Cap Screw, 5/8"-11 x 5"
	G10107	1	Lock Nut, 5/8"-11
7	G10045	1	Hex Head Cap Screw, 1/2"-13 x 4 1/2"
	G10111	1	Lock Nut, 1/2"-13
8	G10305	2	Carriage Bolt, 3/8"-16 x 1"
	G11387	2	Flat Washer, 3/8" SAE
	G10229	2	Lock Washer, 3/8"
	G10101	2	Hex Nut, 3/8"-16
9	GD0962	1	Hex Head Adjusting Bolt, 5/8"-18 x 3 1/4"
	G10499	1	Hex Jam Nut, 5/8"-18, Grade 2
10	GD0487	1	Bushing, 4 1/64" I.D. x 3 1/2" Long
11	GA0328	1	Spring
12	GA0810	1	Scraper Mount
13	GD1673	2	Scraper
14	GA9195	1	Shank
15	G10542	12	Rivet, 1/4" x 1 5/16"
16	G10213	-	Machine Bushing, 5/8" (.030" Thick)
17	GD1132	2	Dust Cap
18	G10503	1	Hex Jam Nut, 5/8"-11, Grade 2
	G10504	1	Hex Jam Nut, 5/8"-11, L.H. Threads, Grade 2
19	G10204	2	Special Machine Bushing, 5/8" x 1" O.D.
20	GB0134	2	Hub
21	GA2014	2	Bearing
22	GD11306	2	Disc Blade, 3.5 mm x 15"
23	GD2589	1	Inner Scraper
24	G10019	1	Hex Head Cap Screw, 5/16"-18 x 1"
	G10232	1	Lock Washer, 5/16"
25	GA0312	1	Mount
26	G10133	1	Hex Head Cap Screw, 5/16"-18 x 1 1/2"
	G11386	1	Flat Washer, 5/16" SAE
	G10109	1	Lock Nut, 5/16"-18, Grade 8
27	GA8685	-	Drop Tube, Liquid Fertilizer
28	G10681	-	Hose Clamp, No. 6
29	GD11705	-	Extension
30	GA15416	-	Check Valve, Low Rate
	GA15415	1	Check Valve
	G11436	2	Hose Barb, 1/4" Male NPT To 3/8" Barb
31	GA8081	1	Opener Mount, L.H. (Shown)
	GA8080	-	Opener Mount, R.H.
32	GD1114	2	U-Bolt, 7" x 7" x 5/8"-11
	G10230	4	Lock Washer, 5/8"
	G10104	4	Hex Nut, 5/8"-11

ITEM	PART NO.	QTY. (Per Assy.)	DESCRIPTION
33	G10152	-	Hex Head Cap Screw, 5/8"-11 x 9"
	G10230	-	Lock Washer, 5/8"
	G10104	-	Hex Nut, 5/8"-11
34	GA8099	1	Opener Mount, L.H. (Shown)
	GA8098	-	Opener Mount, R.H.
35	GD11132	2	U-Bolt, 4" x 7" x 1/2"-13
	G10228	4	Lock Washer, 1/2"
	G10102	4	Hex Nut, 1/2"-13
A	GA8845	-	Disc Blade And Bearing Assembly (Items 15 And 20-22)

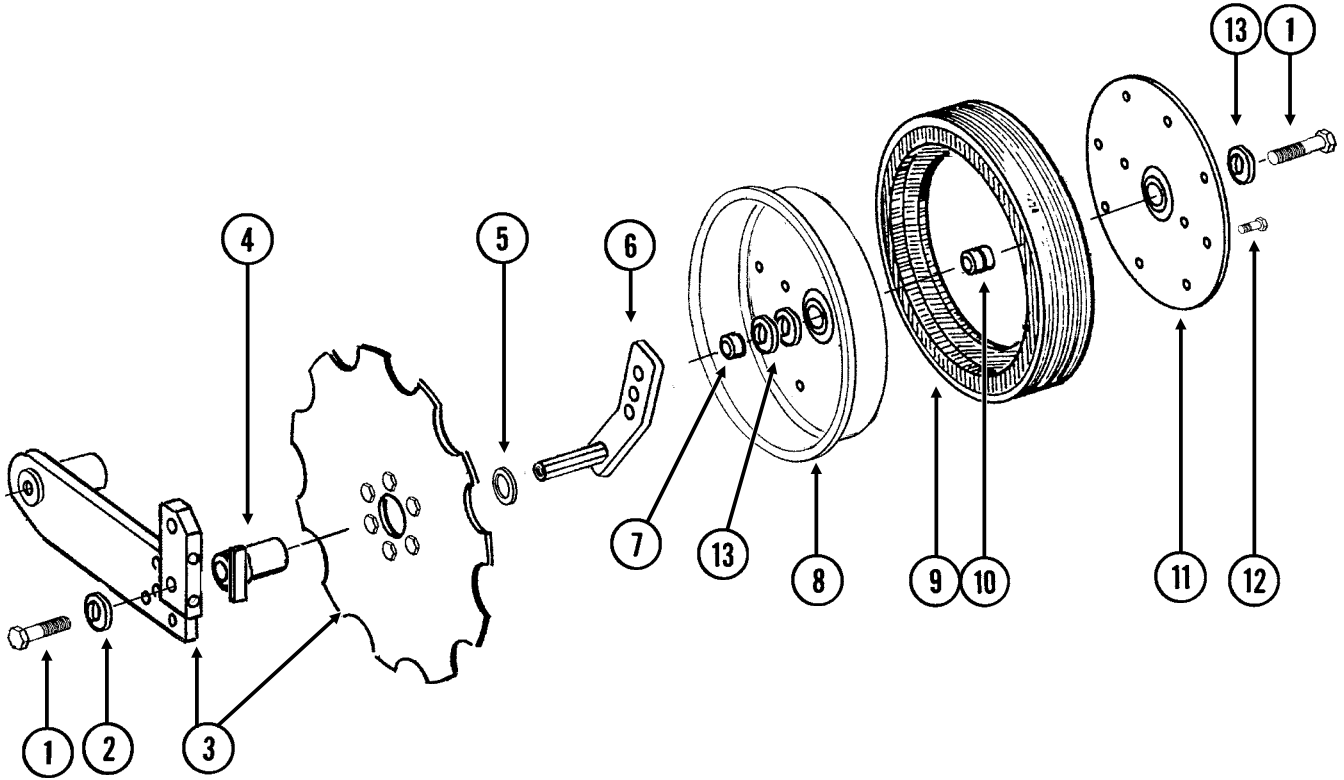
This page left blank intentionally.

ITEM	PART NO.	QTY. (Per Assy.)	DESCRIPTION
1	G10017	3	Hex Head Cap Screw, 1/2"-13 x 1 1/2"
	G10102	3	Hex Nut, 1/2"-13
2	GB0297	1	Mount
3	GB0296	1	Arm, 13 1/2"
4	G10640	1	Grease Fitting, 1/4"-28
5	GD12685	1	Bushing, 3/4" O.D. x 1/2" Long
6	GA6966	1	Compression Spring Assembly
7	G10047	1	Hex Head Cap Screw, 3/8"-16 x 1 3/4"
	G11387	2	Flat Washer, 3/8" SAE
	G10108	1	Lock Nut, 3/8"-16
8	GD1026	1	Sleeve, 1 3/16" Long
9	GA9433	1	Pivot Arm, L.H.
	GA9434	-	Pivot Arm, R.H. (Shown)
10	GD11557	1	Scraper, L.H.
	GD11558	-	Scraper, R.H. (Shown)
11	GD11132	-	U-Bolt, 4" x 7" x 1/2"-13
	G10228	-	Lock Washer, 1/2"
	G10102	-	Hex Nut, 1/2"-13
12	G10002	6	Hex Head Cap Screw, 3/8"-16 x 3/4"
13	G10306	3	Carriage Bolt, 3/8"-16 x 2"
	G10108	3	Lock Nut, 3/8"-16
14	G10991	2	Hex Head Cap Screw, 5/16"-18 x 7/8"
	G10232	2	Lock Washer, 5/16"
	G11386	6	Flat Washer, 5/16" SAE
15	GD12679	1	Stepped Spacer, 3" Long
16	GA9437	1	Hub W/Bearing
	GA8603	-	Bearing, Double Row
17	G10011	1	Hex Head Cap Screw, 5/8"-11 x 5 1/2"
18	G10046	1	Hex Head Cap Screw, 5/8"-11 x 5"
19	GD12676	1	Disc Blade, Notched, 16 3/4"
20	G10871	1	Hex Head Cap Screw, 1/2"-13 x 6"
21	GD13287	2	U-Bolt, 1 1/2" x 2 1/2" x 1/2"-13
	G10228	4	Lock Washer, 1/2"
	G10102	4	Hex Nut, 1/2"-13
22	GA15416	-	Check Valve, Low Rate
	GA15415	1	Check Valve
	G11436	2	Hose Barb, 1/4" Male NPT To 3/8" Barb
23	GA9457	-	Opener Mount, L.H.
	GA9456	-	Opener Mount, R.H. (Shown)
24	GD1114	-	U-Bolt, 7" x 7" x 5/8"-11
	G10230	-	Lock Washer, 5/8"
	G10104	-	Hex Nut, 5/8"-11
25	G10152	-	Hex Head Cap Screw, 5/8"-11 x 9"
	G10230	-	Lock Washer, 5/8"
	G10104	-	Hex Nut, 5/8"-11
26	GA9454	-	Opener Mount, R.H. (Shown)
	GA9455	-	Opener Mount, L.H.
27	GB0323	1	Knife, L.H. (Shown)
	GB0322	-	Knife, R.H.
28	GA11397	-	Drop Tube, L.H., Liquid Fertilizer
	GA11398	1	Drop Tube, R.H., Liquid Fertilizer (Shown)

ITEM	PART NO.	QTY. (Per Assy.)	DESCRIPTION
29	GB0405	1	Mount, L.H. (Shown)
	GB0400	-	Mount, R.H.
30	GA12108	1	Drop Tube, Liquid Fertilizer (Shown)
	GA12109	-	Drop Tube, Liquid Fertilizer
31	G10107	-	Lock Nut, 5/8"-11
32	G10111	-	Lock Nut, 1/2"-13
33	G11391	-	Flat Washer, 5/8" SAE
34	G10217	-	Washer, 5/8" USS
35	G10450	-	Machine Bushing, 1 1/2", 18 Gauge (As Required)
36	GD12677	-	Washer, 1 1/2" O.D., 7 Gauge, Hardened
37	G11389	-	Flat Washer, 1/2" SAE

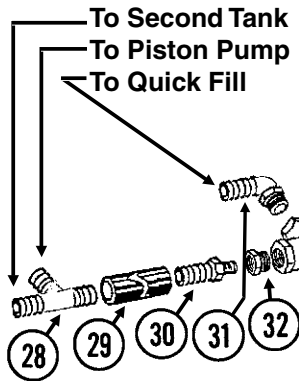
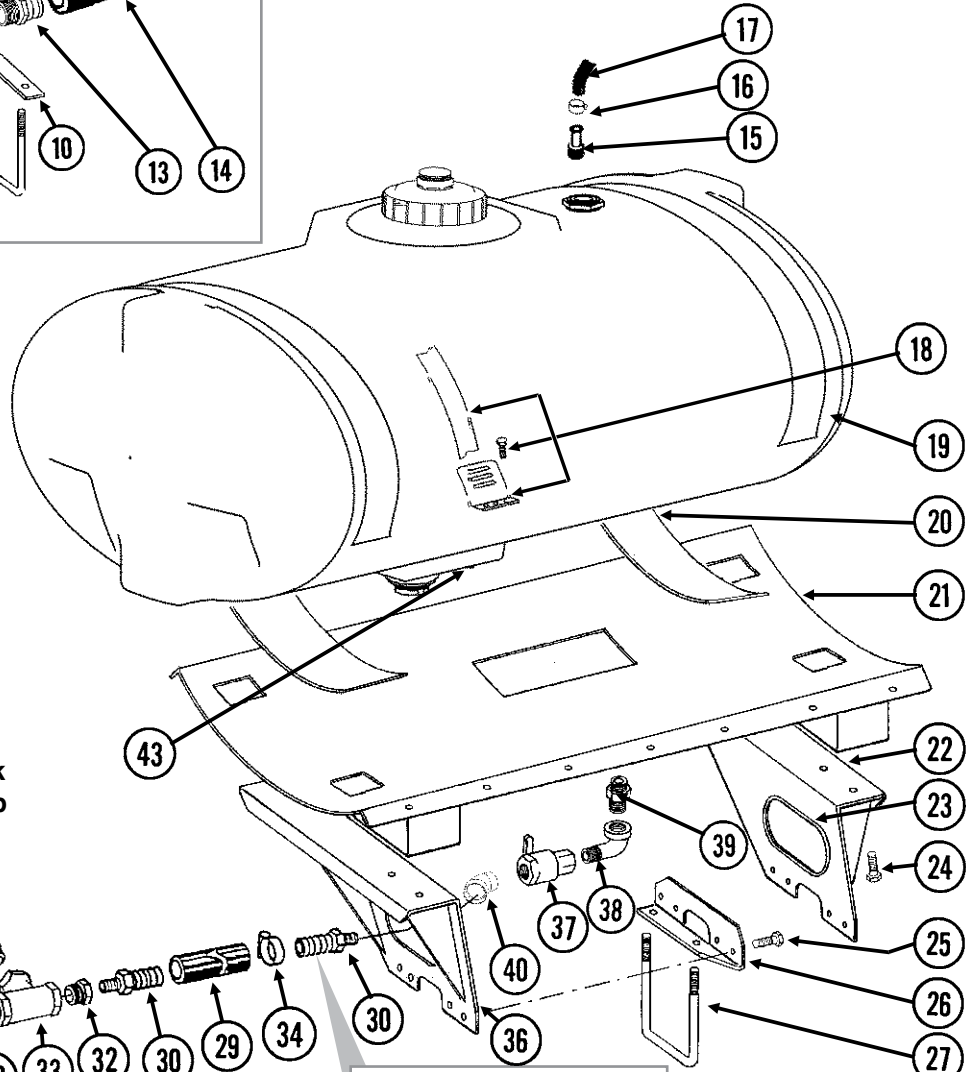
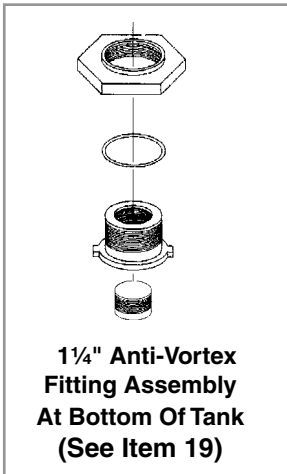
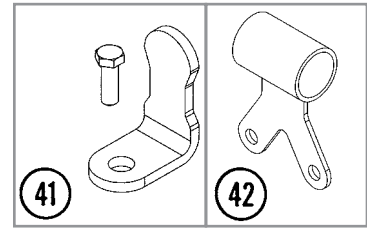
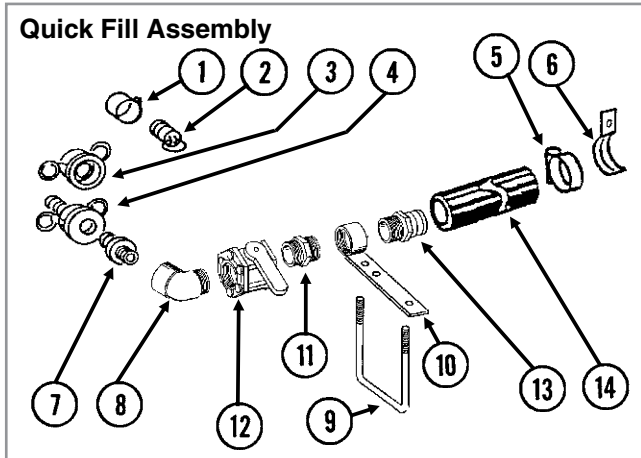
This page left blank intentionally.

(FRTZ256)



ITEM	PART NO.	QTY. (Per Assy.)	DESCRIPTION
1	G10010	2	Hex Head Cap Screw, 5/8"-11 x 3"
2	G11391	1	Flat Washer, 5/8" SAE
3	---	-	See "Notched Single Disc Fertilizer Opener" on page P119
4	GA9472	1	Blade Mount
5	G10233	1	Machine Bushing, 1", 10 Gauge
6	GA10037	1	Wheel Mount, L.H. (Shown)
	GA10036	1	Wheel Mount, R.H.
7	GD13309	1	Spacer
8	GD11423	1	Half Wheel
9	GD11953	1	Offset Tire
10	GA6171	1	Bearing
11	GD11954	1	Half Wheel Cover, Nylon
12	G10961	11	Flanged Whiz Lock Screw, 5/16"-18 x 3/4", No Serration
	G10620	11	Serrated Flange Nut, 5/16"-18
13	G10204	-	Special Machine Bushing, 5/8" x 1" O.D. (As Required)
A	GA8877	-	Gauge Wheel Complete (Items 8-12)

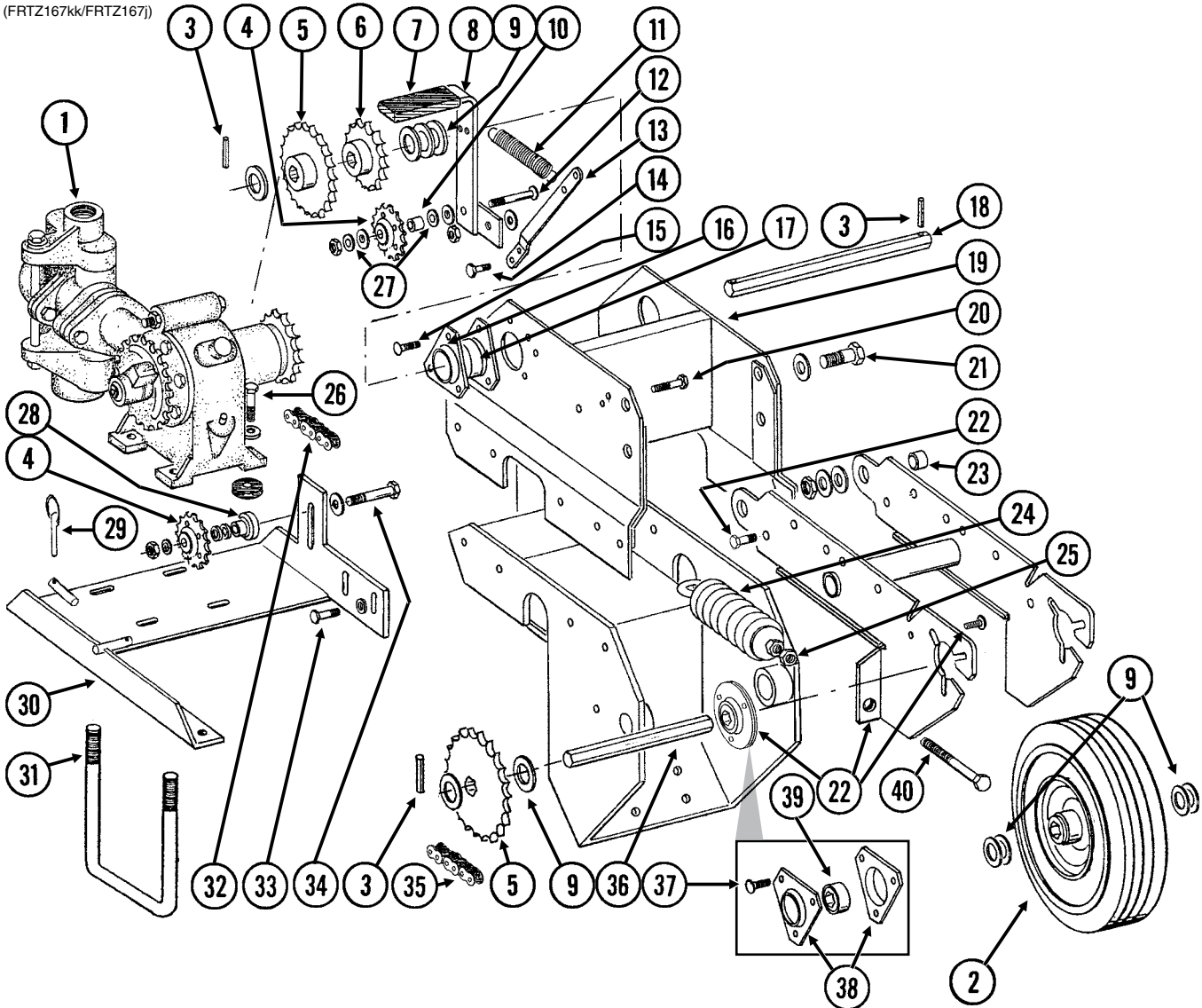
(FRTZ170r/PT51)



ITEM	PART NO.	QTY.	DESCRIPTION
1	G10672	1	Hose Clamp, No. 28
2	GD10777	1	Dust Plug, 2" Male Cam Lock
3	GD3622	1	Adapter, 2" Female NPT To Cam Lock
4	GD3951	1	Dust Cap, 2" Cam Lock
5	G10676	2	Hose Clamp, No. 36, Stainless Steel
6	GD11235	1	Hose Clamp, 2" (If Applicable)
7	GD3623	1	Adapter, 2" Male NPT To Cam Lock
8	G10889	1	Elbow, 45°, 2" Male NPT To Female
9	GD1114	1	U-Bolt, 7" x 7" x 5/8"-11
	G10230	2	Lock Washer, 5/8"
	G10104	2	Hex Nut, 5/8"-11

ITEM	PART NO.	QTY.	DESCRIPTION
10	GA8082	1	Quick Fill Mount, 2" NPT
11	G10623	1	Close Nipple, 2" NPT
12	GA2660	1	Shutoff Valve, 2" NPT
13	G10628	1	Adapter, 2" NPT To Barb
14	G4201-04	1	Hose, 2" x 15'
15	G10626	2	Adapter, 1 1/4" NPT to Barb
16	G10674	2	Hose Clamp, No. 24
17	G4602-02	-	Hose, 1 1/4" x 22'
18	GA8114	2	Tank Mounting Hardware Package, Includes: (2) Straps, (4) Anchors, (8) Hex Head Tap Bolts, (8) Lock Nuts
	G10485	-	Hex Head Tap Bolt, 3/8"-16 x 5"
	G10901	-	Lock Nut W/Nylon Insert, 3/8"-16
19	GA14115	2	Tank W/Lid And Fittings, 200 Gallon
	GA16428	1	Lid, 7" (Top Of Tank) W/Vacuum Breaker
	GA16157	-	Vacuum Breaker
	GR1708	-	3/4" Bulkhead Fitting Assembly (Overflow Fitting, Nut, Bushing and O-Ring)
	GR1919	-	1 1/2" Bulkhead Fitting Assembly
	GR1709	-	1 1/4" Bulkhead Fitting Assembly (Nut, Bushing And O-Ring) (End Of Tank)
	GR1941	-	Seal
20	GD1862	-	Pad, 8" x 14'
21	GA8088	2	Tank Saddle
22	GA8086	2	Saddle Mount, R.H.
23	G4425-01	4	Molding, 3/16" x 26"
24	G10017	16	Hex Head Cap Screw, 1/2"-13 x 1 1/2"
	G11389	32	Flat Washer, 1/2" SAE
	G10228	16	Lock Washer, 1/2"
	G10102	16	Hex Nut, 1/2"-13
25	G10004	16	Hex Head Cap Screw, 3/8"-16 x 1 1/4"
	G10229	16	Lock Washer, 3/8"
	G10101	16	Hex Nut, 3/8"-16
26	GA8156	1	Bracket, R.H., 8 Row Only
	GA8155	-	Bracket, L.H., 8 Row Only (Shown)
27	GD1114	1	U-Bolt, 7" x 7" x 5/8"-11 (8 Row Only)
	G10230	2	Lock Washer, 5/8"
	G10104	2	Hex Nut, 5/8"-11
28	G11342	1	Tee, 1 1/2" Barb
29	G4202-05	1	Hose, 1 1/2" x 15'
30	G10627	3-4	Adapter, 1 1/2" NPT To Barb
31	G10630	1	Elbow, 90°, 2" NPT To Barb
32	G11308	2	Reducing Bushing, 2" Male NPT To 1 1/2" Female
33	G10888	1	Tee, 2" Female NPT
34	G10672	10	Hose Clamp, No. 28
35	G11353	1	Elbow, 90°, 1 1/2" NPT To Barb
36	GA8087	2	Saddle Mount, L.H.
37	GA13622	2	Shutoff Valve, 1 1/2" NPT
	GR1015	-	Body O-Ring
	GR1016	-	Stem O-Ring
	GR1017	-	Teflon Seal
	GR1018	-	Ball
	GR1019	-	Handle
38	G11353	2	Elbow, 90°, 1 1/2" NPT To Barb
39	G11306	3	Close Nipple, 1 1/2" NPT
40	G11354	2	Elbow, 1 1/2" NPT, 45°
41	GD20060	2	Hose Bracket
	G10857	2	Hex head Cap Screw, 1/4"-20 x 1 1/4"
	G10103	2	Hex Nut, 1/4"-20
	G10227	2	Lock Washer, 1/4"
42	GA14158	2	Hose Guide
43	G10096	2	Pipe Plug, 3/4" NPT

(FRTZ167kk/FRTZ167j)



ITEM	PART NO.	QTY.	DESCRIPTION
1	---	-	See "Liquid Fertilizer Piston Pump (Uses 18 Tooth Sprocket)" on page P139
2	GA5090	1	Tire And Rim Assembly (Specify Brand*)
	GD5753	-	Tire, 4.10" x 6" (Specify Brand*)
	GD5752	-	Inner Tube
3	G10602	4	Spring Pin, 1/4" x 1 1/2"
4	GA7154	2	Sprocket W/Bearing, 18 Tooth
5	GA5202	2	Sprocket, 34 Tooth
6	GA5109	1	Sprocket, 24 Tooth
7	GD5827	1	Cover
8	GA8084	1	Arm
9	G10233	9	Machine Bushing, 1", 10 Gauge
10	GD11963-01	1	Spacer, 1 1/16"

ITEM	PART NO.	QTY.	DESCRIPTION
11	GD5857	1	Spring
12	G10306	1	Carriage Bolt, 3/8"-16 x 2"
	G11387	2	Flat Washer, 3/8" SAE
	G10108	1	Lock Nut, 3/8"-16
13	GD5860	1	Bar
14	G10023	2	Hex Head Cap Screw, 1/4"-20 x 3/4"
	G10227	2	Lock Washer, 1/4"
	G10103	2	Hex Nut, 1/4"-20
15	G10303	6	Carriage Bolt, 5/16"-18 x 1"
	G10232	6	Lock Washer, 5/16"
	G10106	6	Hex Nut, 5/16"-18
16	G3400-01	4	Flangette
17	G2100-03	2	Bearing, 7/8" Hex Bore, Spherical
18	GD6825-12.25	1	Hex Shaft, 7/8" x 12 1/4" (2 Holes)
19	GA5118	1	Mount
20	G10001	1	Hex Head Cap Screw, 3/8"-16 x 1"
	G10370	1	Machine Bushing, 3/8", 22 Gauge
	G10229	1	Lock Washer, 3/8"
	GD5756	1	Special Nut, 3/8"-16
21	G10751	2	Hex Head Cap Screw, 5/8"-18 x 1 3/4"
	G10235	6	Machine Bushing, 7/8", 14 Gauge
	G11391	2	Flat Washer, 5/8" SAE
	G10412	2	Lock Nut, 5/8"-18
22	A7370	1	Arm W/Flanged Bearings And Hardware (Non-Stock Item) (Sub G1K253)
	G10303	6	Carriage Bolt, 5/16"-18 x 1"
	G10232	6	Lock Washer, 5/16"
	G10106	6	Hex Nut, 5/16"-18
	GA9846	-	Flanged Bearing, 7/8" Hex Bore
	G10055	2	Hex Head Cap Screw, 5/8"-11 x 1 1/4" (Stop Bolt)
	G10107	2	Lock Nut, 5/8"-11
23	GB0218	2	Bushing, 2 1/32" I.D. x 7/8" O.D. x 1 9/32" Long
24	GA2068	1	Spring W/Plug
25	G10501	2	Hex Jam Nut, 1/2"-13, Grade 2
26	G10003	4	Hex Head Cap Screw, 3/8"-16 x 1 1/2"
	G11387	4	Flat Washer, 3/8" SAE
	GR1122	4	Mounting Pad
	G10229	4	Lock Washer, 3/8"
	G10101	4	Hex Nut, 3/8"-16
27	G10207	2	Washer, 7/8" O.D. x 1 3/32" I.D. x .134"
28	GB0258	1	Stepped Spacer, 7/8"
29	GD2558	1	Lynch Pin, 1/4"
30	GA8168	1	Pump Mount
31	GD7145	1	U-Bolt, 7" x 7" x 1/2"-13
	G10228	2	Lock Washer, 1/2"
	G10102	2	Hex Nut, 1/2"-13
32	G3310-66	1	Chain, No. 40, 66 Pitch Including Connector Link
	GR0912	-	Connector Link, No. 40

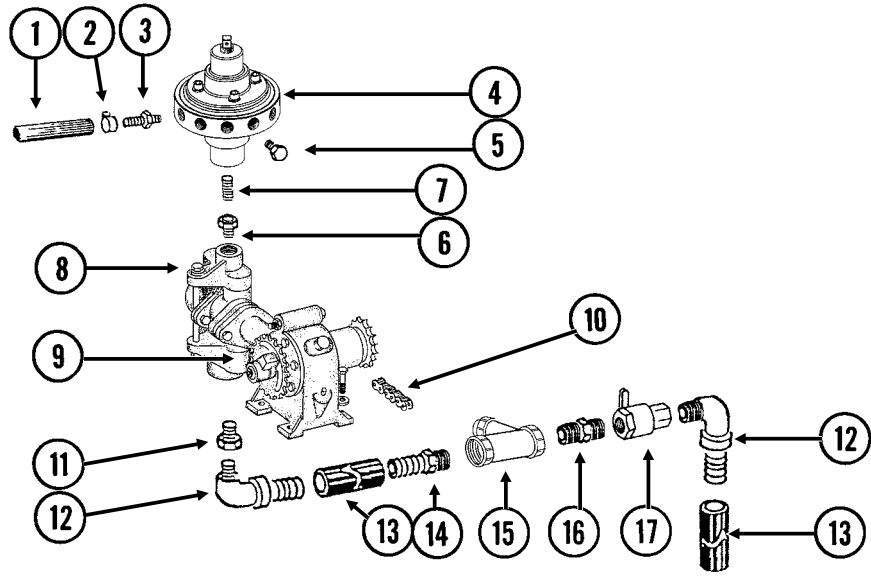
ITEM	PART NO.	QTY.	DESCRIPTION
33	G10003	8	Hex Head Cap Screw, 3/8"-16 x 1 1/2"
	G11387	2	Flat Washer, 3/8" SAE
	G10229	8	Lock Washer, 3/8"
	G10101	8	Hex Nut, 3/8"-16
34	G10053	1	Hex Head Cap Screw, 1/2"-13 x 2 1/2"
	G11389	2	Flat Washer, 1/2" SAE
	G10228	1	Lock Washer, 1/2"
	G10102	1	Hex Nut, 1/2"-13
35	G3310-139	1	Chain, No. 40, 139 Pitch Including Connector Link And Offset Link
	GR0912	-	Connector Link, No. 40
	GR0911	-	Offset Link, No. 40
36	GD6825-10.375	1	Hex Shaft, 7/8" x 10 3/8" (2 Holes)
37	G10303	6	Carriage Bolt, 5/16"-18 x 1"
	G11386	6	Flat Washer, 5/16" SAE
	G10232	6	Lock Washer, 5/16"
	G10106	6	Hex Nut, 5/16"-18
38	G3400-01	4	Flangette
39	G2100-03	2	Bearing, 7/8" Hex Bore, Spherical
40	G10890	2	Hex Head Adjusting Bolt, 1/2"-13 x 4", Grade 2
A	G1K253	-	Contact Wheel Arm Replacement Kit (Items 3, 22, 25, 36 And 40)

***Specific brand requests will be supplied only as available from current Kinze Repair Parts stock. If a specific brand requested is not in stock, the brand available will be supplied. Different brand tires may have different diameters. Change in tire brands may affect rates. Field checks are recommended after any change in contact tires.**

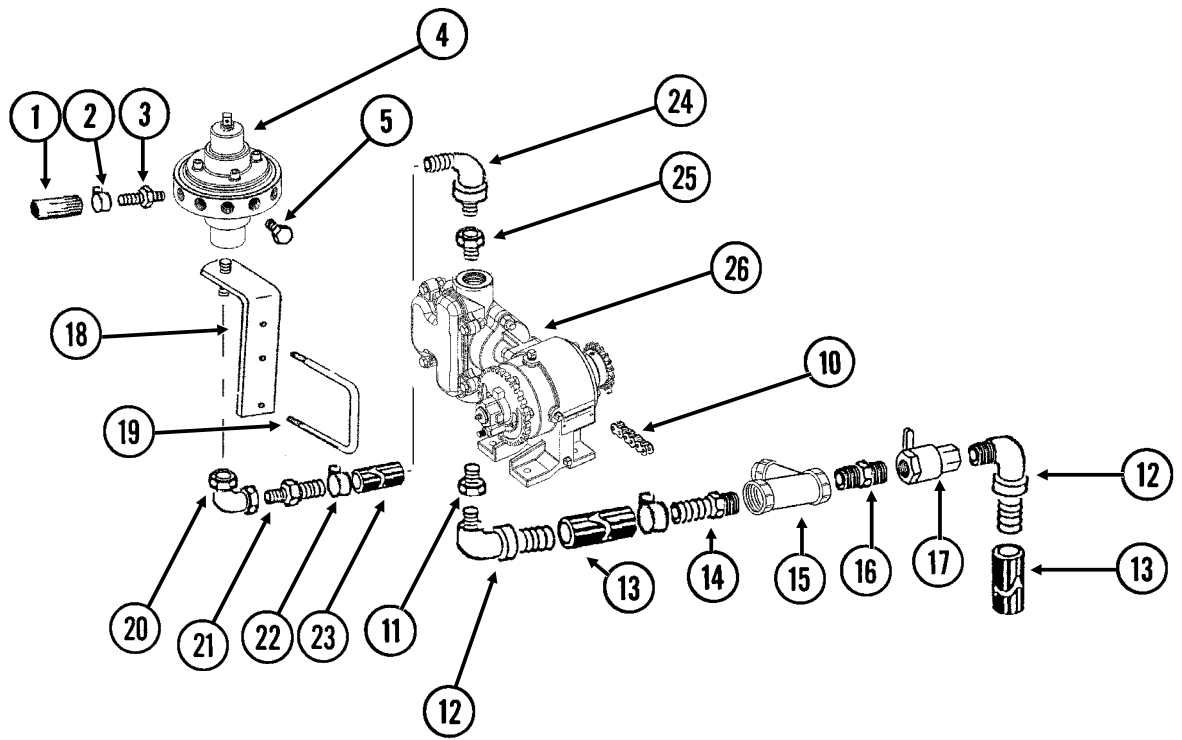
This page left blank intentionally.

(FRTZ176K/FRTZ295

STYLE A



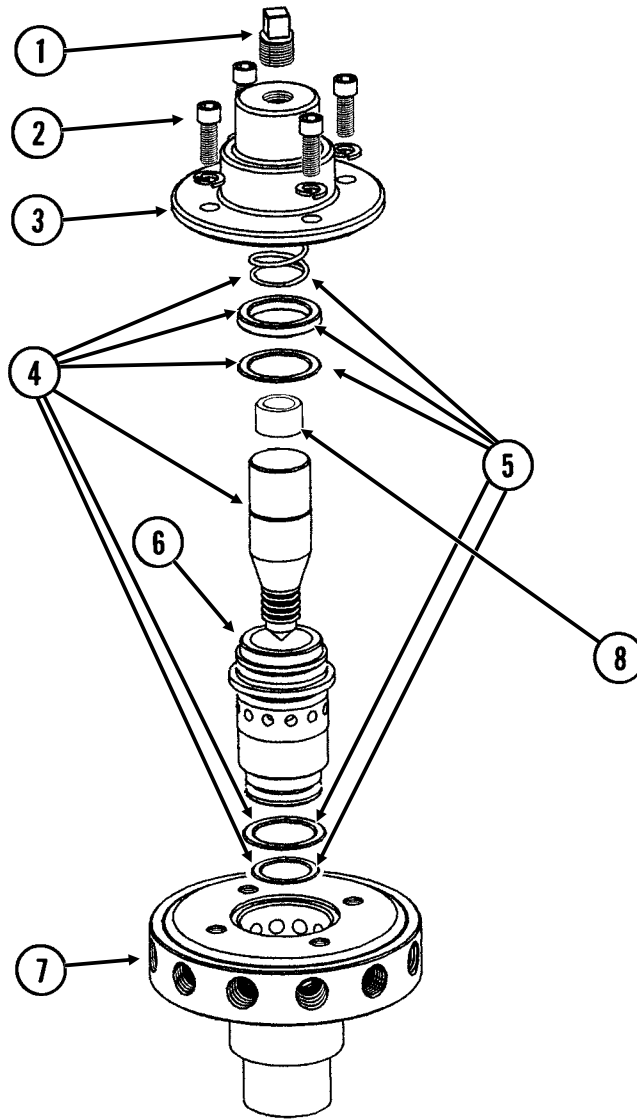
STYLE B



ITEM	PART NO.	QTY.	DESCRIPTION
1	G4301-06	1	Hose, 3/8" x 160'
2	G10681	24	Hose Clamp, No. 6
3	GD11700	12	Adapter, 1/4" NPT To 3/8" Barb
4	---	-	See "Liquid Fertilizer Piston Pump Flow Divider" on page P133
5	G10292	-	Pipe Plug, 1/4" NPT
6	G10995	1	Reducing Bushing, 1" Male NPT To 3/4" Female, Stainless Steel
7	G10994	1	Close Nipple, 3/4" NPT, Stainless Steel
8	---	-	See "Liquid Fertilizer Piston Pump (Cylinder Assembly) Uses 18 Tooth Sprocket" on page P137
9	---	-	See "Liquid Fertilizer Piston Pump (Crankcase Assembly) Uses 18 Tooth Sprocket" on page P135
10	---	-	See "Liquid Fertilizer Piston Pump Drive" on page P127
11	G10615	1	Reducing Bushing, 1 1/2" Male NPT To 1 1/4" Female
12	G10629	2	Elbow, 90°, 1 1/4" NPT To Barb,
13	---	-	See "Liquid Fertilizer Tanks, Saddles, Saddle Mounts, and Hoses" on page P125
14	G10626	1	Adapter, 1 1/4" NPT To Barb
15	GA3893	1	Strainer Complete
	GR0880	-	Screen, No. 40 Mesh
	GR0881	-	Gasket
	GR0882	-	Y-Body
	GR0883	-	End Cap
16	G10619	1	Close Nipple, 1 1/4" NPT
17	GA4976	2	Shutoff Valve, 1 1/4" NPT
	GR1015	-	Body O-Ring
	GR1016	-	Stem O-Ring
	GR1017	-	Teflon Seal
	GR1018	-	Ball
	GR1019	-	Handle
18	GA6527	1	Mount, 3/4" NPT
19	GD1114	1	U-Bolt, 7" x 7" x 5/8"-11
	G10230	2	Lock Washer, 5/8"
	G10104	2	Hex Nut, 5/8"-11
20	G10733	1	Elbow, 90°, 3/4" Female NPT
21	G10734	1	Adapter, 3/4" NPT To Barb
22	G10278	2	Hose Clamp, No. 16
23	G4205-04	-	Hose, 3/4" x 36"
24	G10917	1	Elbow, 90°, 3/4" NPT To Barb
25	G11237	1	Reducing Bushing, 1 1/2" Male NPT To 3/4" Female
26	---	-	See "Liquid Fertilizer Piston Pump", Pages P100 And P101

(FRTZ202c)

Model FD-1200 Flow Divider, 12 Outlet

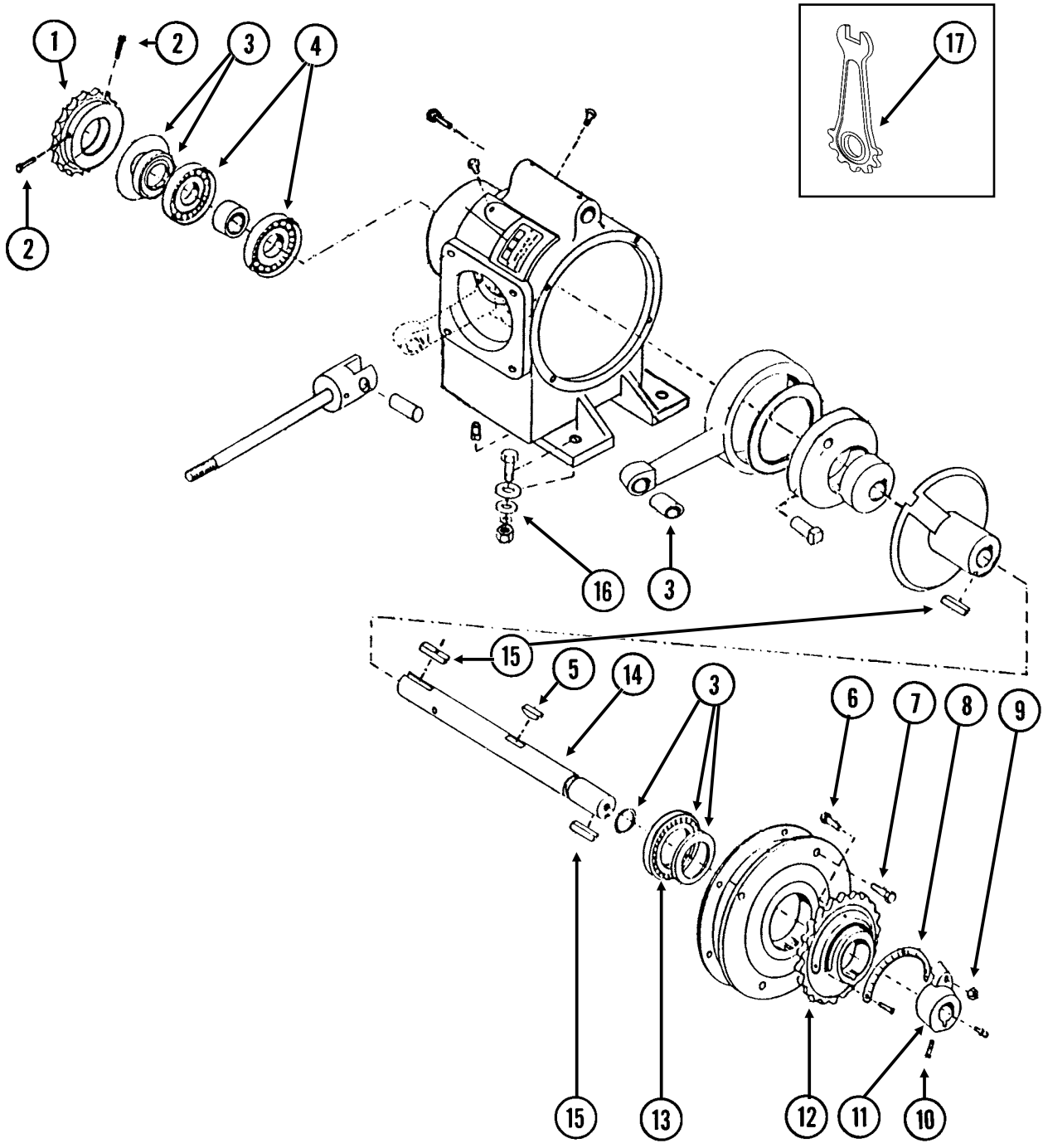


3/4" NPT

ITEM	PART NO.	QTY.	DESCRIPTION
1	GR1543	1	Vent Plug
2	GR1542	4	Hex Socket Head Screw, ¼"-20 x ¾"
	GR1541	4	Lock Washer, ¼", Stainless Steel
3	GR1540	1	Cap
4	GR1544	1	Needle Assembly W/Seal Kit
5	GR1545	1	Seal Kit, Includes: (3) O-Rings, (1) Seal, (1) Spring
6	GR1535	1	Sleeve
7	GR1533	1	Body (12 Outlets)
8	GR1574	1	Sleeve, 1" O.D. x ½" Long, Stainless Steel
A	GA8931	1	Liquid Fertilizer Piston Pump Flow Divider Complete, 12 Outlet (Model FD-1200)

JB-L4400-991/CCU077(FRTZ172a/GR1424a)

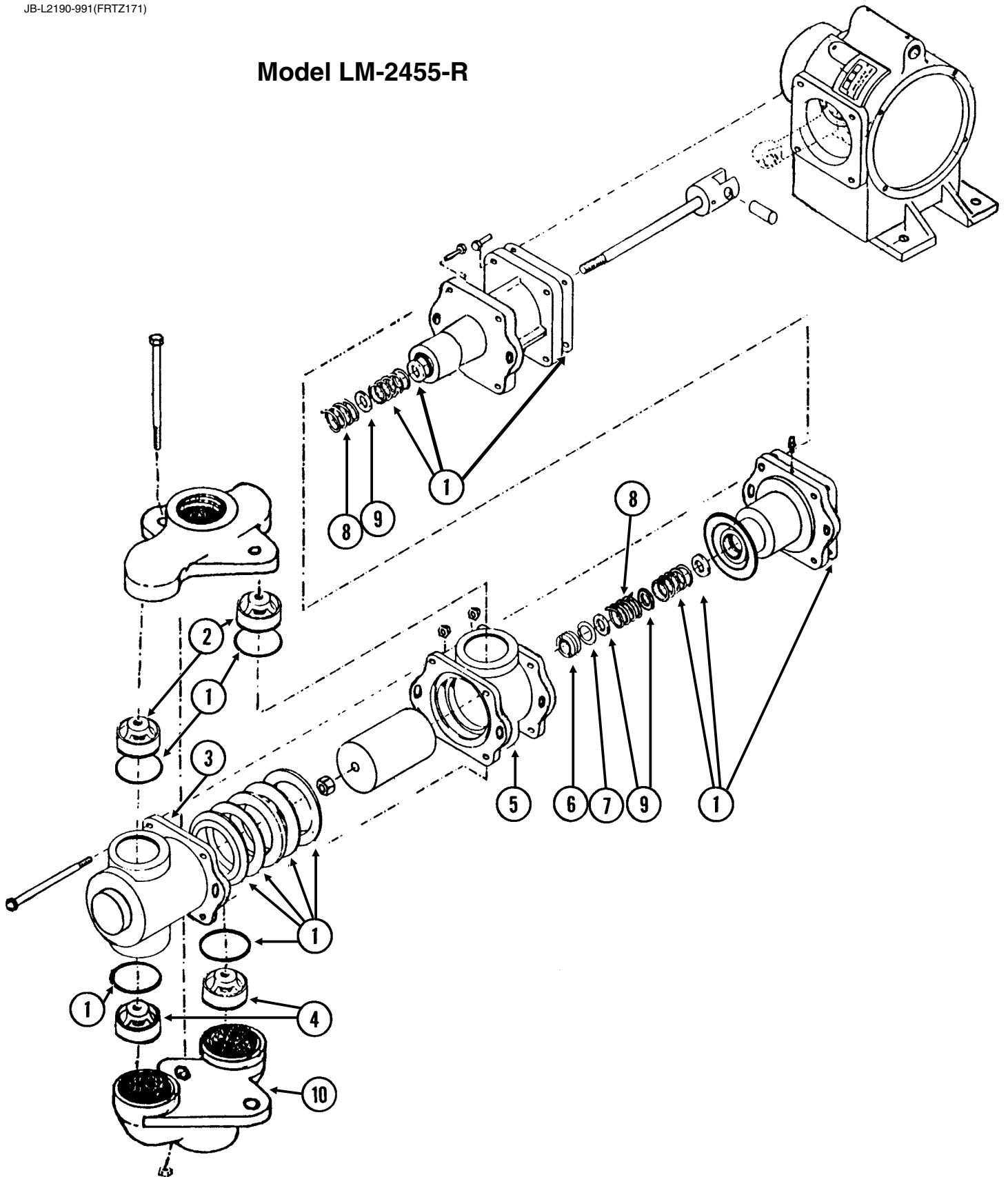
Model LM-2455-R



ITEM	PART NO.	QTY.	DESCRIPTION
1	GR1389	1	Sprocket, 18 Tooth
2	G10688	2	Square Head Set Screw, 3/8"-16 x 5/8"
3	GR1425	1	Repair Kit
4	GR1427	2	Bearing
5	GR1420	1	Woodruff Key, 3/8"-16 x 1 3/4"
6	GR1167	1	Square Head Cap Screw, 3/8"-16 x 1 3/4"
7	G10043	4	Hex Head Cap Screw, 5/16"-18 x 3/4"
8	GR1168	1	Scale
9	G10108	1	Lock Nut, 3/8"-16
10	G10693	3	Hex Socket Head Set Screw, 5/16"-18 x 3/8"
11	GR1165	1	Arm
12	GR1114	1	Flange
13	GR1116	1	Bearing
14	GR1421	1	Crankshaft
15	GR1118	2	Setting Arm Key
16	---	-	See "Liquid Fertilizer Piston Pump Drive" on page P127
17	GR1424	1	Adjustment Wrench
A	GA8069	-	Piston Pump Complete W/18 Tooth Sprocket (Model LM-2455-R), Includes Crankcase Assembly On This Page And Cylinder Assembly On page P137

JB-L2190-991 (FRTZ171)

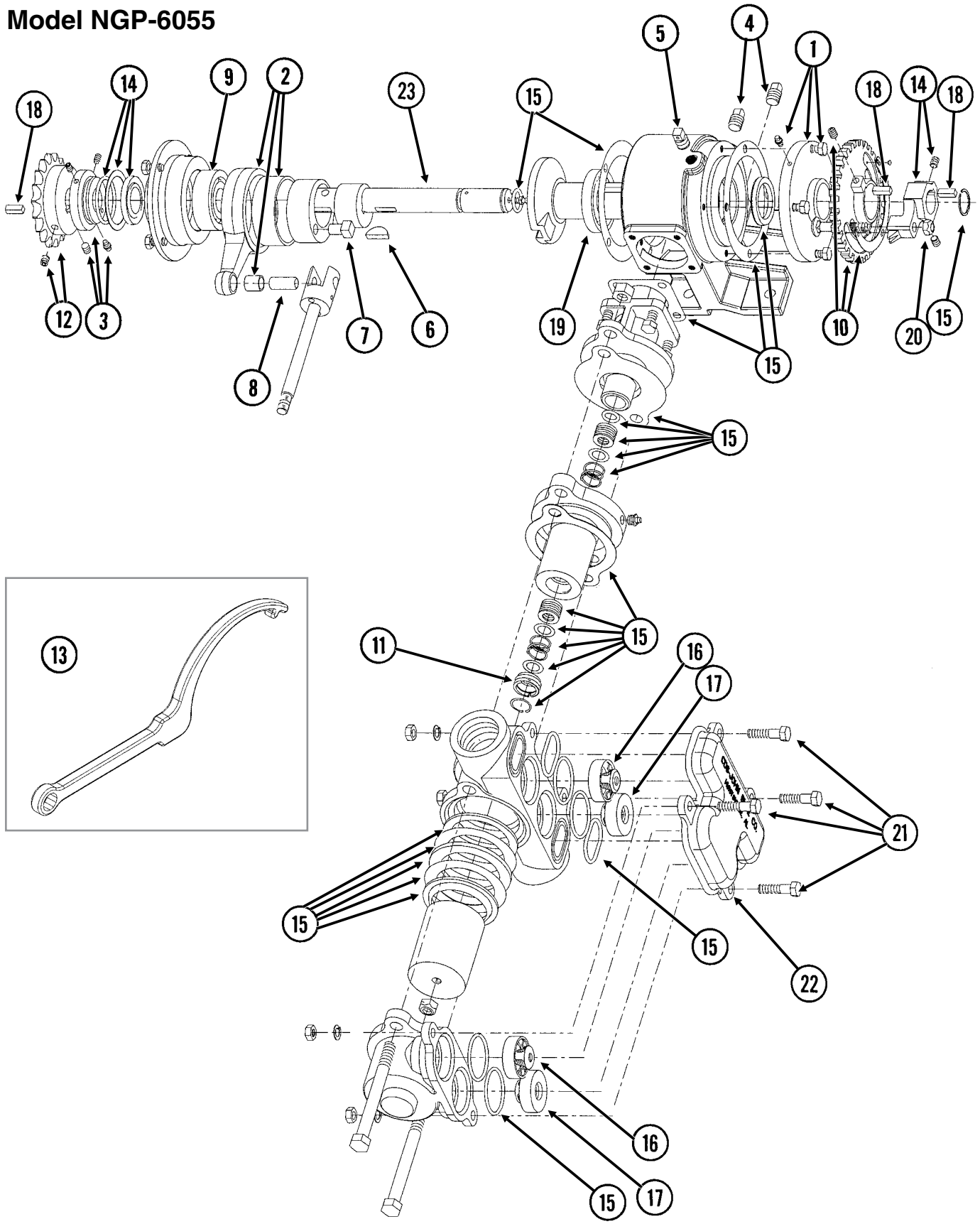
Model LM-2455-R








ITEM	PART NO.	QTY.	DESCRIPTION
1	GR1425	1	Repair Kit
2	GR1144	2	Discharge Valve
3	GR1423	1	Outboard Cylinder
4	GR1142	2	Suction Valve
5	GR1422	1	Inboard Cylinder
6	GR1134	1	Stuffing Box Insert
7	GR1133	1	Retaining Ring
8	GR1130	2	Packing Spring
9	GR1129	3	Washer
10	GR1451	1	Suction Manifold


(A12335a/GR1808)

Model NGP-6055

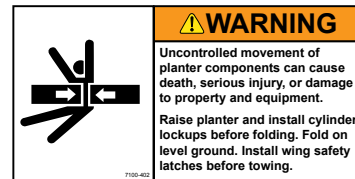


ITEM	PART NO.	QTY.	DESCRIPTION
1	GR1804	1	Flange Cover Assembly
	G10991	4	Hex Head Cap Screw, 5/16"-18 x 7/8"
2	GR1802	1	Connecting Rod Assembly
3	GR1801	1	Spacer Assembly
	G10693	3	Hex Socket Head Set Screw, 5/16"-18 x 3/8"
4	GR1123	2	Plug
5	GR1543	1	Vent Plug
6	GR1112	1	Woodruff Key
7	GR1120	1	Eccentric Pin
8	GR1124	1	Pin
9	GR1104	1	Bearing
10	GR1805	1	Setting Hub Assembly
11	GR1134	1	Stuffing Box Insert
12	GR1389	1	Sprocket, 18 Tooth
13	GR1808	1	Adjustment Wrench
14	GR1806	1	Setting Pointer Assembly
15	GR1795	1	Repair Kit, Includes: (6) Gaskets, (9) O-Rings, (4) Washers, (1) Retaining Ring, (2) Oil Seals, (1) Snap Ring, (1) Thrust Washer, (1) Rod Bushing, (2) Flange Plunger Packings, (2) Packing Springs, (2) Rod Vee Packing Sets
16	GR1799	2	Discharge Valve Assembly
17	GR1797	2	Suction Valve Assembly
18	GR1118	3	Setting Arm Key
19	GR1116	1	Bearing
20	G10306	1	Carriage Bolt, 3/8"-16 x 2"
	G10108	1	Lock Nut, 3/8"-16
21	G10003	4	Hex Head Cap Screw, 3/8"-16 x 1 1/2"
	G11387	4	Flat Washer, 3/8" SAE
	G10229	4	Lock Washer, 3/8"
	G10101	4	Hex Nut, 3/8"-16
22	GR2003	1	Valve Cover
23	GR2185	1	Crankshaft
A	GA12330	-	Piston Pump Complete W/18 Tooth Sprocket (Model NGP-6055)

	 <p>Part No.: GD2199 Description: SMV Sign Quantity: 1</p>
	 <p>Part No.: G7100-42 Description: Decal, Warning (Prior to 2012 Production) Quantity: 4 (2 Per Row Marker)</p>  <p>Part No.: G7100-397 Description: Decal, Warning (2012 Production and on) Quantity: 1 (Per Row Marker Cylinder - Conventional) 4 (2 Per Row Marker)</p>



Part No.: G7100-89 (used prior to 2013 production)
 (replaced by G7100-402)
 Description: Decal, Danger
 Quantity: 2 (One Located On Each Drive Wheel Module Extension)




Part No.: G7100-402 (2013 production and on) (replaces G7100-89)
 Description: Decal, Warning
 Quantity: 1 (Located on Wheel Modules On Both Ends Of Planter)



Part No.: G7100-301
 Description: Decal, Warning (Prior to 2012 Production)
 Quantity: 2 (Located On Each Side Of Fan)



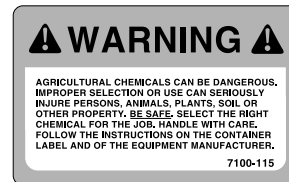
Part No.: G7100-392
 Description: Decal, Caution (2012 Production and on)
 Quantity: 2 (Located On Each Side Of Fan)



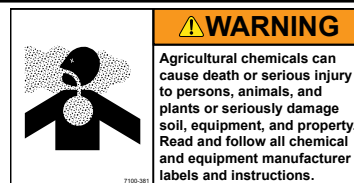
Part No.: G7100-24 (used prior to 2013 production)
 (replaced by G7100-388)
 Description: Decal, Warning
 Quantity: 1



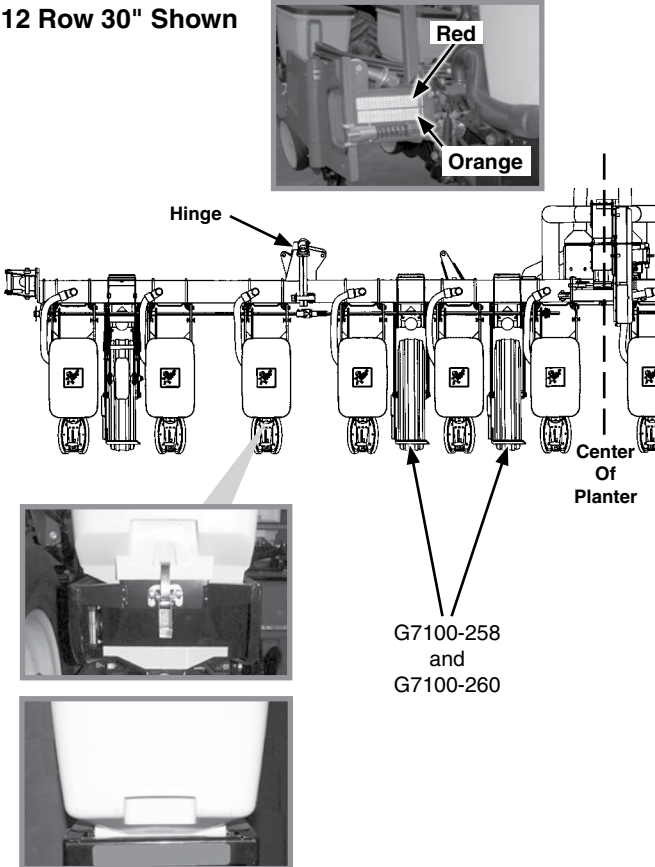


Part No.: G7100-388 (2013 production and on) (replaces G7100-24)
 Description: Decal, Caution
 Quantity: 1


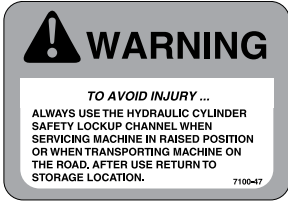
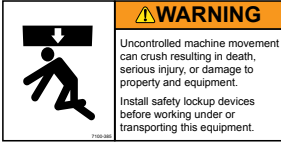







Part No.: G7100-115 (used prior to 2013 production)
 (replaced by G7100-381)
 Description: Decal, Warning
 Quantity: 1 (1 Per Row Unit - Located On Underside Of Granular Chemical Hopper Lid)



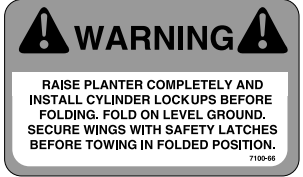
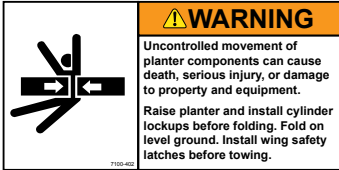










Part No.: G7100-381 (2013 production and on) (replaced by G7100-115)
 Description: Decal, Warning
 Quantity: 1 (1 Per Row Unit - Located On Underside Of Granular Chemical Hopper Lid)

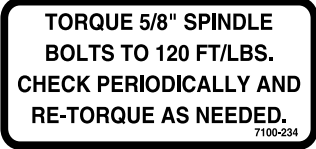
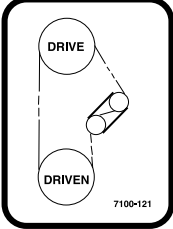
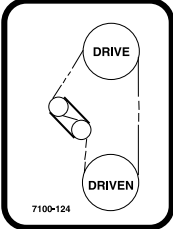
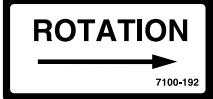
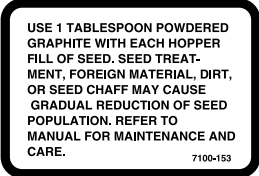


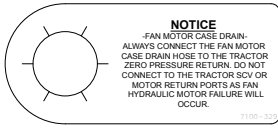
<p>12 Row 30" Shown</p> 	
	<p>Part No.: G7100-258 Description: Reflective Decal, Red, 1½" x 9" Rectangular Quantity: 2 (One Located On Top Of Rear Side Of Planter Toolbar On Each Side Of Planter) (12 Row 30" Only)</p> <p>4 (Rear-Facing In Transport Position - Two Located On Top Of Rear Side Of Tire Scraper On Each Side Of Planter)</p>
	<p>Part No.: G7100-259 Description: Reflective Decal, Amber, 1½" x 9", Rectangular Quantity: 2 (Forward-Facing In Transport Position - One Located On The Granular Chemical Hopper Panel Extension On First Row Unit On Outer Side Of Hinge On Each Side Of Planter) (If Applicable)</p>
	<p>Part No.: G7100-260 Description: Reflective Decal, Orange, 1½" x 9" Rectangular Quantity: 2 (One Located On Bottom Of Rear Side Of Planter Toolbar On Each Side Of Planter) (12 Row 30" Only)</p> <p>4 (Rear-Facing In Transport Position - Two Located On Bottom Of Rear Side Of Tire Scraper On Each Side Of Planter)</p>
	
<p>Part No.: G7100-262 Description: Reflective Decal, Amber, 1¾" x 9", Die-Cut Quantity: 2 (Forward-Facing In Transport Position - One Located On The Hopper Support On First Row Unit On Outer Side Of Hinge On Each Side Of Planter)</p>	

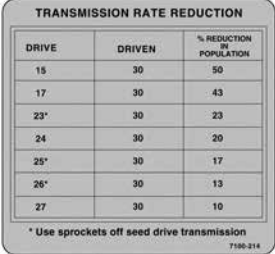





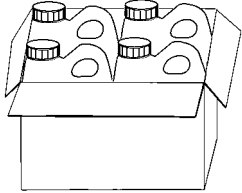

	
	<p>Part No.: G7100-47 Description: Decal, Warning Quantity: 4 (One Located on Each Safety Lockup) (Prior to 2012 Production)</p>
	
	<p>Part No.: G7100-385 Description: Decal, Warning Quantity: 4 (One Located on Each Safety Lockup) (2012 Production and on)</p>



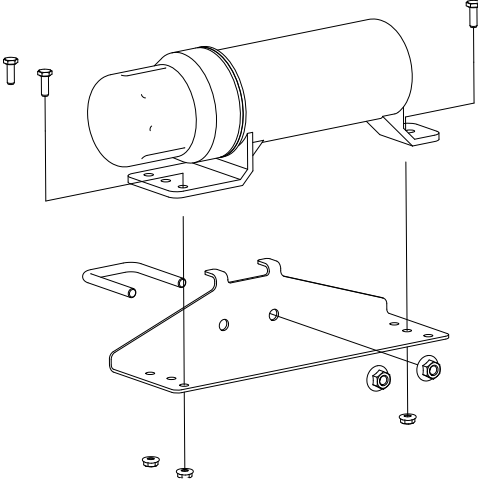

	
	<p>Part No.: G7100-90 (used prior to 2013 production) Description: Decal, Warning Quantity: 1</p>
	
	<p>Part No.: G7100-46 (used prior to 2013 production) Description: Decal, Warning Quantity: 1</p>
	
	<p>Part No.: G7100-302 (used prior to 2013 production) (replaced by G7100-393) Description: Decal, Warning Quantity: 1</p>
	
<p>Part No.: G7100-393 (2013 production and on) (replaces G7100-302) Description: Decal, Warning Quantity: 1</p>	

	 <p>Part No.: G7100-71 (used prior to 2013 production) (replaced by G7100-402) Description: Decal, Warning Quantity: 2 (One Located On Upper Side Of Each Inner Wheel Module Arm Clamp On Each Side Of Planter)</p>
	 <p>Part No.: G7100-66 (used prior to 2013 production) (replaced by G7100-402) Description: Decal, Warning Quantity: 2 (One Located On Upper Side Of Each Outer Wheel Module Arm Clamp On Center Frame On Each Side Of Planter)</p>
	 <p>Part No.: G7100-402 (2013 production and on) (replaces G7100-71 and G7100-66) Description: Decal, Warning Quantity: 2 (One Located On Upper Side Of Each Inner Wheel Module Arm Clamp On Each Side Of Planter)</p>
	<p>Part No.: GD1162 Description: Tie Strap, 28"</p> <p>Part No.: GD1512 Description: Tie Strap, 7½"</p> <p>Part No.: GD2117 Description: Tie Strap, 14½"</p> <p>Part No.: GD2984 Description: Tie Strap, 34"</p>
	

	<p>Part No.: GD10057-01 Description: Hose Identification Sleeve, Red AA</p> <p>Part No.: GD10057-02 Description: Hose Identification Sleeve, Red BB</p> <p>Part No.: GD10057-03 Description: Hose Identification Sleeve, Blue AA</p> <p>Part No.: GD10057-04 Description: Hose Identification Sleeve, Blue BB</p>
	<p>Part No.: G7100-295 Description: Decal, Spring Tension Release Quantity: -</p>
	<p>Part No.: G7100-54 Description: Decal, KINZE, 4³/₁₆" x 17³/₁₆" Quantity: 1</p>
	<p>Part No.: G7100-247 Description: Decal, Logo, 4³/₈" x 4¹/₂" Quantity: 2 (Per Row Unit)</p> <p>Part No.: G7100-252 Description: Decal, Logo, 3¹/₂" x 3⁵/₈" (Hopper Panel Extension) Quantity: -</p>
	<p>Part No.: G7100-242 Description: Decal, 3200 Quantity: 2</p>
	<p>Part No.: G7100-178 Description: Decal, Econ-Fold®, ¾" x 3" Quantity: 1</p>
<p>G7100-217</p> <div data-bbox="295 1411 685 1585"> <p>NOTE</p> <p>It is the responsibility of the user to read and understand the Operator's Manual in regards to safety, operation, lubrication and maintenance before operation of this equipment.</p> <p>AN OPERATOR & PARTS MANUAL IS AVAILABLE FOR THIS MACHINE.</p> <p>To obtain a manual, furnish model number and serial number and contact your KINZE Dealer or KINZE Manufacturing, Inc., P.O. Box 806 Williamsburg, IA 52361-0806 USA</p> </div> <p>G7100-387</p> <div data-bbox="295 1654 685 1848">  </div>	<p>Part No.: G7100-217 (used prior to 2013 production) (replaced by G7100-387) Description: Decal, Note Quantity: 1</p> <p>Part No.: G7100-387 (2013 production and on) (replaces G7100-217) Description: Decal, Warning Quantity: 1</p>

 <p>TORQUE 5/8" SPINDLE BOLTS TO 120 FT/LBS. CHECK PERIODICALLY AND RE-TORQUE AS NEEDED. 7100-234</p>	<p>Part No.: G7100-234 Description: Decal, Bolt Torque Quantity: -</p>
 <p>7100-121</p>	<p>Part No.: G7100-121 Description: Decal, Transmission, R.H. Quantity: 1</p>
 <p>7100-124</p>	<p>Part No.: G7100-124 Description: Decal, Transmission, L.H. Quantity: 1</p>
 <p>7100-192</p>	<p>Part No.: G7100-192 Description: Decal, Point Row Couch Rotation</p>
 <p>7100-153</p>	<p>Part No.: G7100-153 Description: Decal, Information Quantity: 1 Per Brush-Type Seed Meter</p>
 <p>7100-337</p>	<p>Part No.: G7100-337 Description: Decal, Instruction</p>
 <p>7100-456</p>	<p>Part No.: G7100-456 (replaces G7100-311) Description: Decal, EdgeVac</p>
 <p>7100-329</p>	<p>Part No.: G7100-329 Description: Tag, Fan Motor Case Drain</p>

 <p>TRANSMISSION RATE REDUCTION</p> <table border="1"> <thead> <tr> <th>DRIVE</th> <th>DRIVEN</th> <th>% REDUCTION IN POPULATION</th> </tr> </thead> <tbody> <tr><td>15</td><td>30</td><td>50</td></tr> <tr><td>17</td><td>30</td><td>43</td></tr> <tr><td>23*</td><td>30</td><td>23</td></tr> <tr><td>24</td><td>30</td><td>20</td></tr> <tr><td>25*</td><td>30</td><td>17</td></tr> <tr><td>26*</td><td>30</td><td>13</td></tr> <tr><td>27</td><td>30</td><td>10</td></tr> </tbody> </table> <p>* Use sprockets off seed drive transmission 7100-214</p>	DRIVE	DRIVEN	% REDUCTION IN POPULATION	15	30	50	17	30	43	23*	30	23	24	30	20	25*	30	17	26*	30	13	27	30	10	<p>Part No.: G7100-214 Description: Decal, Two-Speed Point Row Clutch Rate Reduction Quantity: 1</p>
DRIVE	DRIVEN	% REDUCTION IN POPULATION																							
15	30	50																							
17	30	43																							
23*	30	23																							
24	30	20																							
25*	30	17																							
26*	30	13																							
27	30	10																							
	<p>Part No.: G7100-116 Description: Decal, Grease Daily</p>																								
	<p>Part No.: G7100-110 Description: Decal, Grease Weekly</p>																								
	<p>Part No.: GR0155 Description: Blue Paint, Aerosol Can Part No.: GR0155MPP Description: Blue Paint, Twelve Aerosol Cans</p>																								
	<p>Part No.: GR0146 Description: Powdered Graphite, 1 Pound Container Part No.: GR0146MPP Description: Powdered Graphite, Twenty-Four 1 Pound Containers</p>																								
	<p>Part No.: GR1570MPP Description: Talc Lubricant, Four 8 Pound Containers Part No.: GR1828 Description: Talc Lubricant, 30 Pound Container</p>																								
	<p>Part No.: GR1842MPP Description: Graphite Lubricant, Four 5 Pound Containers</p>																								
	<p>Part No.: G7100-293 Description: Decal, KINZE 3200 (Prior to 2011 production) Quantity: 2 (1 On Each Side of Hitch)</p>																								

	<p>Part No.: G7100-364 Description: Decal, KINZE 3200 (2011 production and on) Quantity: 2 (1 On Each Side of Hitch)</p>
	<p>Part No.: GM0241-01 Description: Operator Manual, Model 3200</p> <p>Part No.: GM0241-02 Description: Parts Manual, Model 3200</p> <p>Part No.: GPR1094 Description: Binder (Contact Kinze Parts To Order)</p>
	<p>Part No.: GA15422 Description: Operator's Manual Canister Quantity: 1</p>
	<p>Part No.: GD22685 Description: Manual Canister Bracket Quantity: 1</p>
	<p>Part No.: GD22692 Description: U-Bolt, 1 1/4" x 1 3/4" x 3/8"-16 Quantity: 1</p>
	<p>Part No.: G11091 Description: Serrated Flange Nut, 3/8"-16 Quantity: 2</p>
	<p>Part No.: G11166 Description: Hex Socket Flange Cap Screw, 1/4"-20 x 3/4" Quantity: 3</p>
	<p>Part No.: G11320 Description: Lock Nut, 1/4"-20, Grade B Quantity: 3</p>
	<p>Part No.: G7100-484 Description: Decal, American Flag</p>

Part No.	Page	Part No.	Page	Part No.	Page	Part No.	Page
*A1000	P94	G10001	P14	G10017	P38	G10047	P2
*A1010	P94	G10001	P46	G10017	P38	G10047	P6
*A1020	P94	G10001	P54	G10017	P52	G10047	P76
*A1020	P94	G10001	P76	G10017	P56	G10047	P80
*A1021	P94	G10001	P100	G10017	P64	G10047	P83
*A1024	P94	G10001	P104	G10017	P64	G10047	P120
*A1055	P94	G10001	P108	G10017	P76	G10049	P68
*A1106	P58	G10001	P128	G10017	P80	G10049	P84
*A1168	P58	G10002	P28	G10017	P96	G10053	P60
*A12007	P94	G10002	P120	G10017	P120	G10053	P62
*A12008	P94	G10003	P2	G10017	P126	G10053	P65
*A12009	P94	G10003	P32	G10018	P10	G10053	P129
*A12010	P94	G10003	P42	G10018	P12	G10055	P64
*A12011	P47	G10003	P84	G10019	P54	G10055	P128
*A12012	P47	G10003	P96	G10019	P86	G10061	P18
*A12013	P47	G10003	P128	G10019	P108	G10062	P52
*A1414	P47	G10003	P129	G10019	P116	G10063	P46
*A3114	P94	G10003	P140	G10020	P22	G10064	P14
*A3128	P94	G10004	P4	G10021	P22	G10064	P58
*A3130	P94	G10004	P42	G10022	P22	G10064	P96
*A3136	P94	G10004	P60	G10022	P98	G10071	P60
*A3176	P94	G10004	P62	G10022	P100	G10071	P62
*A3180	P58	G10004	P65	G10023	P4	G10096	P126
*A3202	P94	G10004	P65	G10023	P28	G10101	P14
*A3395	P47	G10004	P80	G10023	P52	G10101	P15
*A3396	P47	G10004	P126	G10023	P56	G10101	P32
*A3397	P47	G10005	P44	G10023	P68	G10101	P46
*A8294	P47	G10005	P52	G10023	P68	G10101	P52
*A8295	P47	G10006	P12	G10023	P72	G10101	P65
*D12012	P89	G10006	P40	G10023	P96	G10101	P68
*D12210	P89	G10006	P60	G10023	P128	G10101	P68
*D12212	P89	G10006	P60	G10025	P60	G10101	P72
*D12213	P89	G10006	P62	G10026	P60	G10101	P72
*D12214	P89	G10007	P15	G10026	P62	G10101	P76
*D12251	P89	G10007	P44	G10028	P54	G10101	P80
*D12275	P89	G10007	P56	G10028	P54	G10101	P96
*G6400-06	P91	G10010	P10	G10033	P40	G10101	P100
700-01078	P22	G10010	P42	G10035	P76	G10101	P104
700-01079	P24	G10010	P44	G10036	P34	G10101	P105
8647x	P105	G10010	P124	G10036	P54	G10101	P108
A10759	P28	G10011	P44	G10036	P64	G10101	P116
A11938	P56	G10011	P44	G10039	P36	G10101	P128
A11939	P56	G10011	P54	G10039	P38	G10101	P129
A4295	P87	G10011	P54	G10039	P44	G10101	P140
A6524	P90	G10011	P120	G10039	P52	G10101	P126
A7370	P128	G10013	P14	G10043	P136	G10102	P12
A7538	P87	G10013	P64	G10045	P40	G10102	P12
A7538	P88	G10014	P10	G10045	P86	G10102	P40
A8036	P56	G10014	P44	G10045	P116	G10102	P40
A8048	P54	G10015	P12	G10046	P44	G10102	P44
A8116	P56	G10016	P52	G10046	P116	G10102	P52
G10001	P12	G10017	P36	G10046	P120	G10102	P52

Part No.	Page	Part No.	Page	Part No.	Page	Part No.	Page
G10102	P52	G10106	P12	G10109	P44	G10152	P12
G10102	P56	G10106	P12	G10109	P86	G10152	P52
G10102	P76	G10106	P38	G10109	P116	G10152	P117
G10102	P83	G10106	P54	G10110	P4	G10152	P120
G10102	P86	G10106	P64	G10110	P32	G10157	P54
G10102	P86	G10106	P76	G10110	P52	G10157	P54
G10102	P96	G10106	P128	G10110	P56	G10159	P60
G10102	P96	G10106	P128	G10110	P80	G10159	P62
G10102	P116	G10106	P129	G10110	P86	G10159	P84
G10102	P117	G10107	P12	G10110	P96	G10168	P63
G10102	P120	G10107	P14	G10110	P96	G10168	P86
G10102	P120	G10107	P34	G10111	P14	G10168	P86
G10102	P120	G10107	P38	G10111	P34	G10169	P54
G10102	P128	G10107	P44	G10111	P34	G10171	P12
G10102	P129	G10107	P44	G10111	P36	G10171	P108
G10102	P126	G10107	P44	G10111	P36	G10172	P72
G10103	P32	G10107	P44	G10111	P36	G10201	P2
G10103	P58	G10107	P54	G10111	P38	G10201	P6
G10103	P58	G10107	P54	G10111	P38	G10201	P28
G10103	P68	G10107	P64	G10111	P38	G10203	P83
G10103	P68	G10107	P64	G10111	P38	G10204	P7
G10103	P72	G10107	P84	G10111	P40	G10204	P10
G10103	P72	G10107	P116	G10111	P40	G10204	P116
G10103	P98	G10107	P121	G10111	P44	G10204	P124
G10103	P100	G10107	P128	G10111	P56	G10207	P2
G10103	P128	G10108	P2	G10111	P60	G10207	P128
G10103	P56	G10108	P2	G10111	P62	G10210	P84
G10103	P126	G10108	P2	G10111	P63	G10213	P7
G10104	P4	G10108	P2	G10111	P65	G10213	P42
G10104	P4	G10108	P18	G10111	P68	G10213	P44
G10104	P15	G10108	P28	G10111	P72	G10213	P116
G10104	P52	G10108	P46	G10111	P76	G10215	P94
G10104	P52	G10108	P46	G10111	P80	G10216	P10
G10104	P52	G10108	P54	G10111	P116	G10217	P121
G10104	P54	G10108	P56	G10111	P121	G10227	P32
G10104	P54	G10108	P72	G10112	P44	G10227	P58
G10104	P56	G10108	P72	G10112	P54	G10227	P58
G10104	P60	G10108	P83	G10128	P63	G10227	P68
G10104	P60	G10108	P84	G10128	P64	G10227	P68
G10104	P62	G10108	P84	G10128	P64	G10227	P68
G10104	P64	G10108	P90	G10128	P65	G10227	P72
G10104	P79	G10108	P120	G10128	P72	G10227	P72
G10104	P84	G10108	P120	G10128	P76	G10227	P72
G10104	P116	G10108	P128	G10130	P64	G10227	P75
G10104	P117	G10108	P136	G10130	P77	G10227	P81
G10104	P120	G10108	P140	G10130	P80	G10227	P98
G10104	P120	G10109	P10	G10131	P80	G10227	P100
G10104	P132	G10109	P12	G10133	P14	G10227	P128
G10104	P125	G10109	P14	G10133	P40	G10227	P126
G10104	P126	G10109	P36	G10133	P42	G10228	P10
G10105	P54	G10109	P40	G10133	P44	G10228	P40
G10105	P60	G10109	P42	G10133	P116	G10228	P40

Part No.	Page	Part No.	Page	Part No.	Page	Part No.	Page
G10228	P52	G10230	P60	G10303	P129	G10452	P32
G10228	P52	G10230	P60	G10304	P2	G10455	P80
G10228	P52	G10230	P62	G10305	P33	G10457	P56
G10228	P56	G10230	P79	G10305	P33	G10457	P56
G10228	P76	G10230	P84	G10305	P116	G10457	P56
G10228	P83	G10230	P116	G10306	P32	G10460	P60
G10228	P86	G10230	P117	G10306	P120	G10460	P62
G10228	P86	G10230	P120	G10306	P128	G10460	P84
G10228	P86	G10230	P120	G10306	P140	G10460	P84
G10228	P96	G10230	P132	G10308	P14	G10460	P84
G10228	P96	G10230	P125	G10309	P18	G10460	P84
G10228	P116	G10230	P126	G10310	P6	G10460	P84
G10228	P117	G10231	P54	G10310	P32	G10461	P56
G10228	P120	G10231	P60	G10312	P2	G10463	P12
G10228	P120	G10231	P60	G10312	P28	G10463	P58
G10228	P128	G10231	P62	G10315	P12	G10463	P58
G10228	P129	G10232	P12	G10315	P14	G10463	P58
G10228	P126	G10232	P12	G10315	P32	G10463	P84
G10229	P15	G10232	P54	G10318	P38	G10470	P22
G10229	P28	G10232	P64	G10323	P22	G10470	P77
G10229	P32	G10232	P76	G10323	P26	G10478	P64
G10229	P42	G10232	P116	G10324	P89	G10478	P76
G10229	P42	G10232	P120	G10325	P7	G10478	P79
G10229	P46	G10232	P128	G10325	P28	G10485	P126
G10229	P52	G10232	P128	G10325	P68	G10494	P54
G10229	P68	G10232	P129	G10326	P2	G10496	P68
G10229	P72	G10233	P63	G10326	P52	G10496	P72
G10229	P76	G10233	P76	G10328	P7	G10496	P75
G10229	P76	G10233	P76	G10338	P6	G10496	P81
G10229	P80	G10233	P80	G10338	P10	G10497	P68
G10229	P80	G10233	P124	G10338	P18	G10499	P46
G10229	P96	G10233	P127	G10348	P40	G10499	P116
G10229	P100	G10235	P56	G10370	P128	G10500	P22
G10229	P104	G10235	P65	G10371	P40	G10501	P40
G10229	P105	G10235	P75	G10374	P72	G10501	P64
G10229	P108	G10235	P128	G10397	P63	G10501	P64
G10229	P116	G10236	P56	G10400	P44	G10501	P64
G10229	P128	G10243	P100	G10401	P22	G10501	P128
G10229	P128	G10243	P104	G10404	P56	G10503	P36
G10229	P129	G10243	P108	G10409	P64	G10503	P38
G10229	P140	G10253	P68	G10409	P76	G10503	P42
G10229	P126	G10257	P68	G10409	P79	G10503	P44
G10230	P4	G10260	P26	G10412	P18	G10503	P84
G10230	P4	G10278	P132	G10412	P65	G10503	P116
G10230	P14	G10292	P132	G10412	P128	G10504	P116
G10230	P15	G10303	P12	G10427	P7	G10523	P32
G10230	P52	G10303	P36	G10427	P12	G10527	P80
G10230	P52	G10303	P64	G10430	P77	G10529	P33
G10230	P52	G10303	P65	G10438	P2	G10531	P24
G10230	P54	G10303	P76	G10450	P121	G10536	P36
G10230	P54	G10303	P128	G10451	P84	G10536	P38
G10230	P56	G10303	P128	G10451	P116	G10542	P116

Part No.	Page	Part No.	Page	Part No.	Page	Part No.	Page
G10544	P86	G10621	P6	G10690	P22	G10921	P29
G10546	P18	G10621	P18	G10693	P136	G10923	P64
G10546	P29	G10621	P22	G10693	P140	G10923	P77
G10546	P77	G10621	P22	G10722	P86	G10923	P80
G10551	P2	G10621	P28	G10725	P86	G10924	P10
G10560	P84	G10621	P33	G10730	P44	G10927	P100
G10567	P18	G10622	P7	G10732	P4	G10927	P104
G10567	P28	G10622	P7	G10733	P132	G10927	P108
G10567	P29	G10622	P33	G10734	P132	G10928	P100
G10570	P29	G10622	P33	G10751	P4	G10928	P104
G10572	P38	G10622	P52	G10751	P65	G10928	P108
G10574	P34	G10622	P56	G10751	P128	G10931	P100
G10574	P34	G10623	P126	G10752	P4	G10931	P104
G10574	P40	G10626	P132	G10752	P18	G10931	P108
G10574	P44	G10626	P126	G10753	P46	G10938	P116
G10580	P58	G10627	P126	G10757	P32	G10939	P90
G10581	P56	G10628	P126	G10757	P100	G10940	P10
G10585	P36	G10629	P132	G10758	P32	G10958	P90
G10585	P38	G10630	P126	G10758	P100	G10961	P124
G10597	P36	G10634	P24	G10758	P104	G10974	P42
G10597	P38	G10636	P60	G10758	P108	G10974	P44
G10599	P14	G10636	P62	G10765	P42	G10991	P120
G10599	P15	G10638	P72	G10765	P44	G10991	P140
G10599	P46	G10640	P10	G10765	P68	G10994	P132
G10599	P52	G10640	P56	G10765	P72	G10995	P132
G10599	P56	G10640	P60	G10779	P89	G10996	P70
G10602	P18	G10640	P80	G10801	P12	G10996	P74
G10602	P22	G10640	P84	G10804	P68	G11009	P22
G10602	P24	G10640	P84	G10804	P72	G11009	P24
G10602	P26	G10640	P87	G10809	P83	G11009	P26
G10602	P28	G10640	P87	G10821	P80	G11010	P44
G10602	P29	G10640	P88	G10844	P86	G11015	P2
G10602	P63	G10640	P120	G10857	P126	G11073	P29
G10602	P79	G10641	P54	G10859	P68	G11075	P75
G10602	P127	G10641	P84	G10859	P72	G11075	P81
G10603	P22	G10641	P84	G10862	P84	G11078	P75
G10603	P24	G10643	P44	G10864	P32	G11078	P81
G10603	P26	G10660	P29	G10871	P120	G11081	P60
G10604	P22	G10669	P2	G10872	P72	G11081	P62
G10610	P60	G10670	P28	G10873	P72	G11091	P4
G10615	P132	G10672	P125	G10876	P72	G11091	P6
G10619	P132	G10672	P126	G10879	P84	G11091	P60
G10620	P2	G10674	P126	G10880	P80	G11091	P62
G10620	P6	G10676	P52	G10888	P126	G11091	P65
G10620	P10	G10676	P125	G10889	P125	G11091	P108
G10620	P10	G10681	P49	G10890	P64	G11091	P151
G10620	P18	G10681	P116	G10890	P129	G11100	P75
G10620	P28	G10681	P132	G10900	P68	G11100	P81
G10620	P65	G10686	P105	G10901	P6	G11124	P46
G10620	P108	G10686	P108	G10901	P126	G11133	P46
G10620	P108	G10687	P6	G10912	P7	G11151	P24
G10620	P124	G10688	P136	G10917	P132	G11166	P52

Part No.	Page	Part No.	Page	Part No.	Page	Part No.	Page
G11166	P151	G11387	P72	G11491	P4	G1K363	P108
G11172	P26	G11387	P76	G11514	P4	G1K364	P100
G11173	P26	G11387	P80	G11514	P4	G1K364	P104
G11188	P52	G11387	P116	G11514	P4	G1K378	P81
G11204	P52	G11387	P120	G11591	P2	G1K379	P81
G11209	P32	G11387	P128	G11592	P2	G1K380	P77
G11210	P26	G11387	P128	G1K248	P96	G1K381	P77
G11213	P26	G11387	P129	G1K248	P98	G1K385	P32
G11214	P56	G11387	P140	G1K248	P101	G1K411	P54
G11215	P46	G11389	P36	G1K248	P105	G1K426	P48
G11228	P42	G11389	P36	G1K248	P108	G1K528	P4
G11236	P42	G11389	P36	G1K249	P101	G2100-03	P76
G11237	P132	G11389	P38	G1K249	P105	G2100-03	P128
G11288	P104	G11389	P38	G1K252	P96	G2100-03	P129
G11288	P108	G11389	P38	G1K252	P98	G2406-08-06	P58
G11306	P126	G11389	P42	G1K252	P101	G2603-08	P94
G11308	P126	G11389	P76	G1K252	P104	G2703-08	P94
G11314	P62	G11389	P121	G1K252	P108	G306-08	P94
G11320	P151	G11389	P129	G1K253	P129	G3302-07	P84
G11342	P126	G11389	P126	G1K267	P70	G3302-08	P84
G11353	P126	G11391	P4	G1K267	P74	G3303-108	P2
G11353	P126	G11391	P6	G1K267	P98	G3303-108	P29
G11354	P126	G11391	P14	G1K267	P100	G3303-114	P29
G11385	P4	G11391	P18	G1K267	P104	G3303-16	P2
G11385	P29	G11391	P38	G1K268	P46	G3303-34	P6
G11385	P32	G11391	P44	G1K268	P70	G3303-88	P6
G11385	P75	G11391	P46	G1K268	P74	G3303-98	P2
G11385	P96	G11391	P52	G1K268	P98	G3305-01	P33
G11385	P96	G11391	P52	G1K268	P100	G3310-06	P76
G11385	P98	G11391	P54	G1K268	P104	G3310-102	P64
G11385	P100	G11391	P60	G1K268	P104	G3310-104	P64
G11386	P12	G11391	P60	G1K269	P65	G3310-104	P64
G11386	P36	G11391	P60	G1K269	P77	G3310-139	P129
G11386	P76	G11391	P62	G1K269	P81	G3310-66	P128
G11386	P116	G11391	P64	G1K269	P81	G3310-68	P76
G11386	P120	G11391	P64	G1K296	P10	G3310-74	P64
G11386	P129	G11391	P65	G1K320	P96	G3310-76	P76
G11386	P129	G11391	P86	G1K320	P101	G3310-76	P76
G11387	P2	G11391	P121	G1K320	P105	G3310-80	P76
G11387	P2	G11391	P124	G1K320	P105	G3310-80	P80
G11387	P6	G11391	P128	G1K321	P96	G3310-80	P80
G11387	P12	G11391	P128	G1K321	P101	G3310-91	P64
G11387	P14	G11391	P128	G1K321	P101	G3310-91	P64
G11387	P14	G11392	P42	G1K321	P105	G3310-91	P77
G11387	P14	G11396	P56	G1K321	P105	G3310-91	P77
G11387	P15	G11396	P60	G1K322	P100	G3310-92	P77
G11387	P18	G11396	P60	G1K322	P104	G3400-01	P76
G11387	P28	G11396	P80	G1K322	P104	G3400-01	P128
G11387	P32	G11400	P62	G1K323	P100	G3400-01	P129
G11387	P46	G11400	P62	G1K323	P104	G3400-01	P129
G11387	P54	G11400	P84	G1K345	P14	G4201-04	P126
G11387	P54	G11400	P84	G1K362	P98	G4202-05	P126
G11387	P68	G11415	P108	G1K362	P101	G4205-04	P132
G11387	P68	G11418	P86	G1K362	P105	G4205-04	P132
G11387	P68	G11419	P14	G1K362	P105	G4301-06	P132
G11387	P68	G11436	P116	G1K362	P108	G4425-01	P126
G11387	P68	G11436	P120	G1K362	P108	G4602-02	P126
G11387	P68	G11453	P81	G1K363	P98	G4602-02	P126
				G1K363	P101	G6326X	P4
				G1K363	P104	G6400-06	P48

Part No.	Page	Part No.	Page	Part No.	Page	Part No.	Page
G6400-06.....	P49	GA10799.....	P46	GA13622.....	P126	GA16826.....	P110
G6400-06.....	P58	GA11154.....	P46	GA13719.....	P86	GA16826.....	P112
G6400-08.....	P94	GA11155.....	P46	GA13986.....	P54	GA16829.....	P110
G6400-08-04.....	P94	GA11285.....	P64	GA14115.....	P126	GA16829.....	P112
G6400-08-06.....	P58	GA11397.....	P120	GA14158.....	P126	GA16830.....	P4
G6400-10.....	P49	GA11398.....	P120	GA14250.....	P42	GA16831.....	P112
G6400-12.....	P49	GA11520.....	P34	GA14251.....	P42	GA16832.....	P113
G6408-04.....	P89	GA11592.....	P84	GA14348.....	P62	GA16833.....	P113
G6408-06.....	P49	GA11699.....	P46	GA14349.....	P62	GA16834.....	P113
G6408-08.....	P87	GA11911.....	P26	GA14412.....	P60	GA16868.....	P4
G6408-08.....	P89	GA11917.....	P46	GA14412.....	P62	GA17009.....	P110
G6408-12.....	P49	GA11934.....	P49	GA14413.....	P60	GA17009.....	P112
G6500-06.....	P48	GA11935.....	P26	GA14413.....	P62	GA1720.....	P4
G6500-06.....	P49	GA11940.....	P52	GA14447.....	P112	GA1720.....	P6
G6500-08.....	P94	GA11945.....	P52	GA14449.....	P112	GA17200.....	P110
G6500-12.....	P49	GA11946.....	P52	GA14450.....	P112	GA18201.....	P22
G6801-06.....	P49	GA11959.....	P52	GA14452.....	P112	GA18208.....	P24
G6801-06-08.....	P58	GA11960.....	P52	GA14847.....	P46	GA18919.....	P98
G6801-08.....	P94	GA11961.....	P52	GA15151.....	P86	GA18919.....	P104
G6801-10.....	P49	GA11968.....	P56	GA15197.....	P14	GA18919.....	P108
G6801-10-12.....	P48	GA11987.....	P46	GA15197.....	P15	GA19960.....	P98
G6801-12.....	P48	GA12108.....	P121	GA15287.....	P98	GA19960.....	P101
G7566X.....	P15	GA12109.....	P121	GA15287.....	P104	GA19961.....	P98
G8158X.....	P26	GA12133.....	P26	GA15287.....	P108	GA19961.....	P101
GA0167.....	P86	GA12143.....	P18	GA15288.....	P110	GA2007.....	P18
GA0245.....	P86	GA12144.....	P18	GA15290.....	P110	GA2012L.....	P7
GA0257.....	P86	GA12154.....	P26	GA15312.....	P44	GA2012R.....	P7
GA0312.....	P116	GA12235.....	P42	GA15415.....	P116	GA2014.....	P7
GA0328.....	P116	GA12235.....	P44	GA15415.....	P120	GA2014.....	P12
GA0810.....	P116	GA12236.....	P40	GA15416.....	P116	GA2014.....	P38
GA0895.....	P60	GA12236.....	P42	GA15416.....	P120	GA2014.....	P40
GA0895.....	P62	GA12236.....	P44	GA15422.....	P151	GA2014.....	P42
GA10036.....	P124	GA12330.....	P140	GA15464.....	P112	GA2014.....	P44
GA10037.....	P124	GA12403.....	P105	GA15882.....	P110	GA2014.....	P116
GA10054.....	P68	GA12537.....	P112	GA15883.....	P110	GA2019.....	P22
GA10123.....	P89	GA12539.....	P112	GA15884.....	P110	GA2020.....	P22
GA10137.....	P18	GA12540.....	P112	GA16082.....	P105	GA2054.....	P12
GA10143.....	P46	GA12552.....	P112	GA16157.....	P126	GA2068.....	P64
GA10148.....	P46	GA12558.....	P112	GA16343.....	P110	GA2068.....	P128
GA10149.....	P48	GA12559.....	P112	GA16348.....	P110	GA2075.....	P32
GA10151.....	P6	GA12563.....	P108	GA16349.....	P112	GA2094.....	P33
GA10151.....	P18	GA12596.....	P112	GA16350.....	P110	GA2148.....	P60
GA10155.....	P18	GA12598.....	P112	GA16351.....	P112	GA2148.....	P62
GA10157.....	P2	GA12812.....	P46	GA16352.....	P112	GA2180.....	P63
GA10570.....	P98	GA12812.....	P110	GA16355.....	P113	GA2180.....	P76
GA10575.....	P100	GA12848.....	P26	GA16374.....	P6	GA2180.....	P80
GA10601.....	P98	GA12852.....	P112	GA16374.....	P110	GA2558.....	P60
GA10601.....	P100	GA12853.....	P112	GA16374.....	P112	GA2660.....	P126
GA10634.....	P19	GA12868.....	P112	GA16374.....	P113	GA3893.....	P132
GA10635.....	P46	GA13521.....	P105	GA16382.....	P110	GA4293.....	P49
GA10752.....	P46	GA13562.....	P112	GA16382.....	P112	GA4376.....	P62
GA10765.....	P46	GA13595.....	P54	GA16428.....	P126	GA4377.....	P60

Part No.	Page	Part No.	Page	Part No.	Page	Part No.	Page
GA4377	P62	GA5654	P40	GA6832	P40	GA7855	P104
GA4444	P28	GA5654	P42	GA6833	P40	GA7856	P46
GA4976	P132	GA5654	P44	GA6834	P40	GA7856	P70
GA4995	P54	GA5698	P24	GA6838	P40	GA7856	P74
GA5089	P64	GA5698	P26	GA6907	P32	GA7856	P98
GA5090	P64	GA5699	P24	GA6966	P120	GA7856	P100
GA5090	P127	GA5715	P36	GA7022	P56	GA7856	P104
GA5105	P63	GA5715	P38	GA7137	P68	GA7857	P98
GA5105	P64	GA5718	P38	GA7144	P70	GA7857	P101
GA5105	P77	GA5719	P36	GA7144	P74	GA7857	P104
GA5105	P77	GA5719	P38	GA7154	P63	GA7858	P100
GA5105	P80	GA5755	P54	GA7154	P64	GA7858	P104
GA5106	P77	GA5794	P24	GA7154	P76	GA7859	P101
GA5106	P80	GA5795	P24	GA7154	P127	GA7859	P104
GA5107	P63	GA5796	P24	GA7165	P70	GA7859	P108
GA5107	P64	GA5834	P24	GA7165	P74	GA7944	P60
GA5107	P80	GA5853	P86	GA7212	P70	GA7949	P10
GA5108	P77	GA5892	P36	GA7255	P24	GA7975	P10
GA5108	P80	GA5982	P24	GA7274	P72	GA7976	P10
GA5109	P77	GA6038	P24	GA7313	P76	GA8026	P100
GA5109	P80	GA6055	P56	GA7317	P77	GA8026	P104
GA5109	P127	GA6147	P101	GA7319	P77	GA8033	P56
GA5110	P77	GA6147	P105	GA7320	P77	GA8041	P62
GA5110	P80	GA6147	P108	GA7321	P77	GA8041	P64
GA5111	P77	GA6168	P24	GA7336	P76	GA8042	P64
GA5111	P80	GA6171	P10	GA7336	P80	GA8046	P98
GA5112	P77	GA6171	P12	GA7376	P60	GA8046	P101
GA5112	P80	GA6171	P14	GA7409	P60	GA8046	P105
GA5113	P80	GA6171	P14	GA7417	P68	GA8046	P108
GA5114	P63	GA6171	P124	GA7418	P68	GA8047	P96
GA5114	P64	GA6182	P24	GA7434	P60	GA8047	P98
GA5114	P76	GA6184	P24	GA7434	P62	GA8047	P101
GA5116	P80	GA6187	P24	GA7445	P44	GA8047	P105
GA5118	P128	GA6434	P14	GA7446	P40	GA8047	P108
GA5121	P60	GA6438	P92	GA7446	P44	GA8069	P136
GA5121	P62	GA6478	P24	GA7463	P72	GA8072	P84
GA5122	P60	GA6527	P132	GA7482	P80	GA8073	P84
GA5122	P62	GA6597	P14	GA7513	P56	GA8074	P84
GA5146	P80	GA6618	P12	GA7577	P74	GA8075	P83
GA5202	P64	GA6619	P12	GA7850	P98	GA8076	P84
GA5202	P127	GA6620	P12	GA7850	P100	GA8080	P116
GA5385	P96	GA6633	P24	GA7850	P104	GA8081	P116
GA5552	P91	GA6699	P96	GA7851	P98	GA8082	P126
GA5572	P91	GA6700	P96	GA7851	P100	GA8084	P127
GA5600	P100	GA6701	P96	GA7851	P104	GA8086	P126
GA5600	P104	GA6733	P12	GA7852	P108	GA8087	P126
GA5600	P108	GA6741	P32	GA7854	P98	GA8088	P126
GA5624	P80	GA6798	P54	GA7854	P101	GA8097	P54
GA5625	P34	GA6800	P58	GA7854	P104	GA8098	P117
GA5629	P80	GA6801	P12	GA7854	P108	GA8099	P117
GA5651	P4	GA6823	P96	GA7855	P98	GA8114	P126
GA5654	P38	GA6824	P96	GA7855	P101	GA8119	P84

Part No.	Page	Part No.	Page	Part No.	Page	Part No.	Page
GA8120	P83	GA9207	P96	GB0254	P14	GD10104	P68
GA8140	P4	GA9209	P96	GB0258	P128	GD10120	P72
GA8155	P126	GA9433	P120	GB0265	P2	GD10120	P72
GA8156	P126	GA9434	P120	GB0266	P2	GD10120	P72
GA8168	P128	GA9437	P120	GB0267	P2	GD10123	P68
GA8312	P54	GA9454	P120	GB0268	P12	GD10123	P72
GA8318	P54	GA9455	P120	GB0268	P14	GD10200	P68
GA8324	P7	GA9456	P120	GB0274	P2	GD10207	P89
GA8326	P29	GA9457	P120	GB0276	P10	GD1026	P2
GA8328	P46	GA9472	P124	GB0278	P18	GD1026	P6
GA8328	P70	GA9553	P64	GB0278	P29	GD1026	P28
GA8328	P74	GA9554	P64	GB0282	P14	GD1026	P76
GA8329	P46	GA9571	P72	GB0283	P79	GD1026	P80
GA8329	P70	GA9572	P72	GB0285	P2	GD1026	P120
GA8329	P74	GA9714	P19	GB0287	P80	GD10282	P72
GA8335	P56	GA9844	P44	GB0296	P120	GD10283	P86
GA8343	P22	GA9845	P44	GB0297	P120	GD1033	P2
GA8364	P29	GA9846	P64	GB0301	P7	GD10366	P77
GA8366	P29	GA9846	P128	GB0314	P18	GD1041	P22
GA8371	P28	GA9857	P100	GB0319	P26	GD1042	P22
GA8393	P68	GA9861	P44	GB0322	P120	GD10473	P7
GA8393	P72	GA9862	P44	GB0323	P120	GD10473	P12
GA8483	P116	GA9865	P44	GB0328	P26	GD10510	P68
GA8603	P34	GA9870	P60	GB0331	P6	GD10510	P72
GA8603	P44	GA9870	P62	GB0331	P18	GD10519	P42
GA8603	P120	GA9877	P60	GB0358	P26	GD10519	P44
GA8641	P34	GA9964	P46	GB0383	P42	GD10525	P68
GA8641	P44	GA9978	P98	GB0387	P40	GD10528	P68
GA8685	P116	GA9978	P101	GB0387	P42	GD10528	P72
GA8746	P70	GA9978	P105	GB0387	P44	GD10529	P68
GA8748	P74	GA9978	P108	GB0400	P121	GD10529	P72
GA8760	P42	GA9979	P98	GB0405	P121	GD10552	P40
GA8836	P89	GA9979	P101	GB0410	P22	GD10552	P44
GA8839	P60	GA9979	P105	GB0464	P42	GD10584	P72
GA8845	P117	GA9979	P108	GB0464	P42	GD10585	P72
GA8877	P124	GB0110	P22	GB0554	P86	GD10586	P72
GA8911	P90	GB0115	P29	GD0453-02	P83	GD1059L	P28
GA8912	P87	GB0116	P29	GD0453-03	P83	GD1059R	P28
GA8912	P88	GB0120	P22	GD0487	P116	GD1060	P28
GA8912	P87	GB0134	P116	GD0652	P84	GD1061	P29
GA8913	P88	GB0156	P54	GD0746	P86	GD1063	P29
GA8914	P87	GB0160	P62	GD0840	P86	GD10635	P72
GA8915	P87	GB0169	P54	GD0914-20	P77	GD10636	P72
GA8916	P87	GB0186	P4	GD0914-20	P79	GD10646	P54
GA8917	P87	GB0213	P44	GD0914-21.5	P76	GD1065	P2
GA8931	P134	GB0218	P4	GD0914-35	P79	GD1065	P6
GA9068	P72	GB0218	P18	GD0914-6.25	P76	GD10672	P72
GA9131	P44	GB0218	P44	GD0962	P116	GD10673	P72
GA9144	P100	GB0218	P65	GD10036	P4	GD10674-02	P84
GA9144	P104	GB0218	P128	GD10102	P68	GD10674-03	P84
GA9145	P83	GB0239	P12	GD10103	P68	GD10777	P125
GA9195	P116	GB0239	P14	GD10103	P72	GD1083	P22

Part No.	Page	Part No.	Page	Part No.	Page	Part No.	Page
GD1085	P14	GD11259	P2	GD11705	P116	GD14170	P44
GD1086	P10	GD11259	P7	GD11747	P19	GD14217	P4
GD10963	P32	GD11279	P19	GD11787	P22	GD14258	P46
GD10984	P32	GD11285	P96	GD11845	P2	GD14308	P89
GD10991	P10	GD11286	P22	GD11845	P7	GD14398	P34
GD10993	P2	GD11297	P29	GD11845	P12	GD14413	P75
GD11001	P2	GD11298	P56	GD11950	P90	GD14413	P81
GD11017	P7	GD11300	P56	GD11953	P124	GD14414	P75
GD11045	P64	GD11305	P28	GD11954	P124	GD14414	P81
GD11045	P76	GD11306	P7	GD11962	P2	GD14426	P75
GD11045	P80	GD11306	P116	GD11962	P6	GD14427	P81
GD11089	P96	GD11311	P22	GD11962	P28	GD14431	P75
GD11089	P98	GD11313	P15	GD11963-01	P127	GD14431	P81
GD11089	P101	GD1132	P38	GD11983	P89	GD14432	P75
GD11089	P104	GD1132	P40	GD11993	P98	GD14432	P81
GD11089	P108	GD1132	P42	GD11993	P100	GD14467	P26
GD1109	P12	GD1132	P44	GD11993	P101	GD14468	P26
GD1109	P14	GD1132	P116	GD11993	P104	GD14477	P26
GD11115	P84	GD1138	P116	GD11993	P104	GD14512	P68
GD11120	P68	GD11393-66	P80	GD11993	P98	GD14513	P68
GD11120	P72	GD11393-78	P80	GD11993	P108	GD14513	P72
GD11122	P24	GD11394-63	P80	GD11999	P90	GD14529	P89
GD11125	P63	GD11394-73	P80	GD12102	P89	GD14534	P56
GD11132	P117	GD11394-79	P80	GD12501	P90	GD14541	P26
GD11132	P120	GD11394-90	P80	GD12502	P90	GD14592	P26
GD1114	P4	GD11395	P79	GD12504	P88	GD14626	P52
GD1114	P79	GD11413	P18	GD12505	P87	GD14660	P46
GD1114	P116	GD11413	P29	GD12505	P88	GD15386	P84
GD1114	P120	GD11422	P4	GD12507	P87	GD15663	P26
GD1114	P125	GD11423	P10	GD12534	P40	GD15698	P22
GD1114	P132	GD11423	P124	GD12543	P60	GD15699	P24
GD1114	P126	GD11424	P28	GD1255	P77	GD15700	P26
GD11141	P83	GD1143	P33	GD12561	P19	GD15747	P18
GD11157	P64	GD1144	P33	GD12561	P19	GD15789	P46
GD11157	P76	GD1145	P33	GD12616-66	P79	GD15790	P46
GD11158	P63	GD11453	P10	GD12616-78	P79	GD15792-19	P52
GD1115L	P32	GD11474	P100	GD12676	P120	GD15792-20	P52
GD1115R	P32	GD11474	P104	GD12677	P121	GD15803	P46
GD1116	P32	GD11474	P108	GD12679	P120	GD15804	P46
GD11169	P100	GD11490	P60	GD12685	P120	GD15849-02	P46
GD11169	P104	GD11490	P62	GD12726	P70	GD15863	P46
GD11170	P100	GD11508	P15	GD12726	P74	GD15867-03	P52
GD11170	P104	GD11509	P15	GD12817	P44	GD15867-06	P52
GD11177	P58	GD11528	P22	GD12826	P44	GD15970	P2
GD1118	P32	GD11557	P120	GD12827	P44	GD16188	P49
GD11213	P76	GD11558	P120	GD12829	P44	GD16245	P2
GD11219	P28	GD11652	P34	GD13287	P120	GD16466	P52
GD11235	P125	GD11652	P44	GD13309	P124	GD1657	P116
GD11239	P18	GD11677	P34	GD13361	P2	GD16598	P52
GD11239	P28	GD11695	P60	GD13401	P60	GD16598	P108
GD11239	P29	GD11700	P49	GD13401	P62	GD1673	P116
GD11240	P29	GD11700	P132	GD14065	P14	GD16839	P52

Part No.	Page	Part No.	Page	Part No.	Page	Part No.	Page
GD16840	P52	GD21337	P4	GD5756	P128	GD7890	P36
GD16842	P52	GD21540	P86	GD5827	P127	GD7890	P38
GD16991	P52	GD2200	P56	GD5835	P80	GD7944	P62
GD16992	P52	GD22685	P151	GD5841	P60	GD7948	P56
GD17014	P2	GD22692	P151	GD5841	P62	GD7972	P56
GD17021	P26	GD22968	P110	GD5857	P40	GD7976	P54
GD17028	P26	GD22974	P110	GD5857	P64	GD8218	P84
GD17046	P56	GD22975	P110	GD5857	P75	GD8237	P24
GD17047	P26	GD23002	P89	GD5857	P79	GD8249	P4
GD17048	P26	GD23773	P6	GD5857	P100	GD8260	P54
GD17049	P26	GD23774	P6	GD5857	P104	GD8266	P36
GD17050	P26	GD24126	P4	GD5857	P128	GD8307	P38
GD17052	P18	GD2423	P32	GD5860	P128	GD8460	P14
GD17061-01	P56	GD24352	P4	GD5875	P54	GD8751	P100
GD17073	P52	GD24545	P2	GD5875	P84	GD8751	P104
GD17074	P52	GD2460	P33	GD5900-12	P58	GD8751	P108
GD17099	P26	GD24805	P26	GD5900-25	P76	GD8770	P100
GD17104	P26	GD2558	P65	GD5961	P79	GD8770	P104
GD17105-01	P56	GD2558	P75	GD6279-05	P49	GD8770	P108
GD17106	P56	GD2558	P80	GD6291	P100	GD8771	P101
GD17151-20	P46	GD2558	P128	GD6291	P104	GD8771	P104
GD17152	P26	GD2589	P116	GD6291	P108	GD8771	P108
GD17162	P26	GD2597	P86	GD6551	P80	GD8778	P24
GD17186	P26	GD26419	P22	GD6825-10.375	P129	GD9120	P14
GD17187	P26	GD26793	P42	GD6825-11.625	P64	GD9229	P63
GD1755	P24	GD2697	P84	GD6825-12.25	P128	GD9254	P34
GD18013	P108	GD2721	P83	GD6825-12.75	P63	GD9254	P44
GD18095	P26	GD27234	P89	GD6825-14.5	P77	GD9290	P12
GD18098	P26	GD27235	P87	GD7127	P80	GD9305	P12
GD18118	P105	GD27235	P87	GD7145	P68	GD9529	P70
GD18118	P108	GD27235	P88	GD7145	P72	GD9529	P74
GD18168	P105	GD2734-13	P54	GD7145	P96	GD9530	P70
GD18168	P108	GD2947	P32	GD7145	P128	GD9530	P74
GD18176	P112	GD2962	P80	GD7148	P29	GD9562	P12
GD18407	P112	GD2971-10	P28	GD7258	P29	GD9589	P58
GD18408	P112	GD2971-11	P84	GD7318	P2	GD9591	P58
GD1862	P126	GD3180-12	P12	GD7318	P6	GD9667	P68
GD18704	P22	GD3180-23	P54	GD7426	P76	GD9671	P68
GD19292	P44	GD3214	P84	GD7426	P80	GD9671	P72
GD19333	P22	GD3311	P56	GD7639	P98	GD9672	P68
GD19343	P75	GD3311	P56	GD7639	P100	GD9672	P72
GD19343	P81	GD3373	P56	GD7803	P34	GD9688	P56
GD19344	P75	GD3373	P56	GD7803	P44	GD9699	P58
GD19344	P81	GD3612	P2	GD7804	P34	GD9715	P40
GD19759	P108	GD3622	P125	GD7804	P44	GD9720	P40
GD19790	P22	GD3623	P125	GD7817-01	P38	GD9724	P40
GD20060	P126	GD3951	P125	GD7817-04	P38	GD9724	P42
GD20456	P62	GD4086	P47	GD7822	P80	GD9724	P44
GD20458	P62	GD5752	P64	GD7823	P38	GD9762	P58
GD20461	P62	GD5752	P127	GD7878	P24	GR0150	P86
GD21142	P84	GD5753	P64	GD7889	P36	GR0151	P86
GD21143	P84	GD5753	P127	GD7889	P38	GR0196	P2

Part No.	Page	Part No.	Page	Part No.	Page	Part No.	Page
GR0196	P29	GR1041	P91	GR1389	P136	GR1734	P48
GR0270	P60	GR1042	P91	GR1389	P140	GR1736	P46
GR0270	P62	GR1043	P91	GR1390	P98	GR1762	P105
GR0434	P60	GR1044	P91	GR1391	P100	GR1763	P105
GR0434	P62	GR1045	P48	GR1392	P98	GR1777	P46
GR0515	P54	GR1045	P49	GR1393	P100	GR1795	P140
GR0516	P54	GR1045	P49	GR1414	P100	GR1797	P140
GR0586	P101	GR1045	P49	GR1414	P104	GR1799	P140
GR0586	P104	GR1045	P58	GR1414	P108	GR1801	P140
GR0594	P98	GR1045	P58	GR1415	P100	GR1802	P140
GR0594	P100	GR1045	P91	GR1415	P104	GR1804	P140
GR0594	P104	GR1045	P91	GR1415	P108	GR1805	P140
GR0594	P108	GR1045	P94	GR1420	P136	GR1806	P140
GR0664	P22	GR1046	P91	GR1421	P136	GR1808	P140
GR0880	P132	GR1047	P91	GR1422	P138	GR1836	P112
GR0881	P132	GR1048	P91	GR1423	P138	GR1838	P112
GR0882	P132	GR1096	P92	GR1424	P136	GR1839	P112
GR0883	P132	GR1104	P140	GR1425	P136	GR1848	P22
GR0911	P129	GR1112	P140	GR1425	P138	GR1897	P22
GR0912	P64	GR1114	P136	GR1427	P136	GR1916	P112
GR0912	P64	GR1116	P136	GR1446	P70	GR1919	P126
GR0912	P76	GR1116	P140	GR1447	P70	GR1941	P126
GR0912	P76	GR1118	P136	GR1448	P74	GR1956	P96
GR0912	P76	GR1118	P140	GR1449	P74	GR1956	P96
GR0912	P77	GR1120	P140	GR1451	P138	GR1957	P96
GR0912	P80	GR1122	P128	GR1465	P89	GR1958	P96
GR0912	P128	GR1123	P140	GR1466	P49	GR2003	P140
GR0912	P129	GR1124	P140	GR1466	P49	GR2041	P49
GR1015	P132	GR1129	P138	GR1467	P48	GR2185	P140
GR1015	P126	GR1130	P138	GR1467	P48	R1176	P92
GR1016	P132	GR1133	P138	GR1467	P49		
GR1016	P126	GR1134	P138	GR1467	P49		
GR1017	P132	GR1134	P140	GR1521	P89		
GR1017	P126	GR1142	P138	GR1526	P90		
GR1018	P132	GR1144	P138	GR1527	P87		
GR1018	P126	GR1165	P136	GR1527	P88		
GR1019	P126	GR1167	P136	GR1528	P87		
GR1019	P132	GR1168	P136	GR1533	P134		
GR1032	P91	GR1169	P87	GR1535	P134		
GR1033	P91	GR1169	P87	GR1540	P134		
GR1034	P91	GR1177	P92	GR1541	P134		
GR1034	P92	GR1178	P92	GR1542	P134		
GR1035	P91	GR1208	P96	GR1543	P134		
GR1036	P91	GR1208	P96	GR1543	P140		
GR1037	P58	GR1303	P68	GR1544	P134		
GR1037	P89	GR1303	P72	GR1545	P134		
GR1037	P91	GR1304	P68	GR1569	P22		
GR1037	P94	GR1304	P72	GR1574	P134		
GR1037	P94	GR1305	P68	GR1631	P100		
GR1038	P91	GR1305	P72	GR1632	P100		
GR1039	P91	GR1306	P68	GR1708	P126		
GR1040	P91	GR1306	P72	GR1709	P126		

This page left blank intentionally.