

# Office Doctor Discount Office Furniture

www.OfficeDr.com 856-368-9085

Safco Products are on Sale for Half Price

Take Half Off the List Prices in this PDF

**Call 856-368-9085 Now to Order**

#### **LIMITED LIFETIME WARRANTY**

Safco-warranty obligation: We pledge to repair or replace, at Safco's option, any Safco product or component that is defective in material or workmanship for as long as you, the original purchaser, own it.

#### **LIABILITY LIMITATIONS**

The following listed parts, components and supplies are covered under warranty in accordance with the below schedule following the product purchase date.

**Ten Years:** Seating controls and cylinders, Rumba™, Cha-Cha™, electric height-adjustable table series laminates, and wood seating components. All parts (excluding motor) on the XR, ML and E Series Height-Adjustable Tables.

**Five Years:** Glides, casters, polymer-based components, seating upholstery (fabrics and leather), foam, armrests, chrome seating components, user-adjustable work surface mechanisms, laminates, veneer finishes and other covering materials, drawer glides, electrical components, Event Series, cabinets or mobile systems, components that are either moving parts or controls (guides that are in contact with moving parts), and motors on the ML-Series, E-Series and XR-Series Height-Adjustable Tables.

**Three Years:** Outdoor Products (Evos™, Canmeleon™ and CoGo™ Product Lines), High Density 4-Post wire shelving and wire components, and electrical components, Dry Erase Surfaces.

[See website for complete Warranty Information](#)

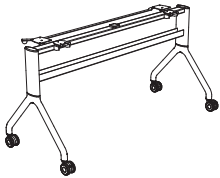
## Rumba Nesting Top SKU # Formula



Model	Top Shape	Top Size	Top Color
RBA	REC-Rectangle	7224-72" x24" 6024-60" x24" 4824-48" x24" 7230-72" x30" 6030-60" x30"	BMCHBK-Biltmore Cherry   Black Edge DSWTWI-Designer White   White Edge FNGYWI-Fashion Gray   White Edge ASNTBK-Asian Night   Black Edge CLWNBK-Columbian Walnut   Black Edge FUMPWI-Fusion Maple   White Edge AISAWI-Asian Sand   White Edge BLAKBK-Black   Black Edge
RBA+	REC+	6024+	FNGYWI

Ex: **RBAREC6024FNGYWI** Rumba Rectangular 60x24" Top in Fashion Gray | White Edge Band

## Rumba Nesting Base SKU # Formula



Model	Base Style	Base Size	Base Color
RBA	FL-Flip	7224-72" x24" 6024-60" x24" 4824-48" x24" 7230-72" x30" 6030-60" x30"	SL-Silver BL-Black
RBA+	FL+	6024+	SL










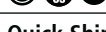
Ex: **RBAFL6024SL** Rumba Flip 60x24" Base in Silver

### Quick Ship Laminate Colors:

BMCHBK – Biltmore Cherry | Black Edge  
DSWTWI – Designer White | White Edge  
FNGYWI – Fashion Gray | White Edge

### Built to Order Laminate Colors:

ASNTBK – Asian Night | Black Edge  
CLWNBK – Columbian Walnut | Black Edge  
FUMPWI – Fusion Maple | White Edge  
AISAWI – Asian Sand | White Edge  
BLAKBK – Black | Black Edge

Model # (Top + Coordinating Base)	Description	Model	List Price Ea.	Number of Cartons	Actual Weight	S-Parcel Billable Weight	Carton Cube	Freight Class
 <b>RBAREC7224</b> 	Rumba™ Rectangle Top - 72"W x 24"D	RBAREC7224	610.00	1	55.2	LTL	1.67	70
<b>RBAFL7224</b>	Rumba™ Base - 29½"H	RBAFL7224	1,005.00	1	54.2	LTL	4.91	92.5
 <b>RBAREC6024</b> 	Rumba™ Rectangle Top - 60"W x 24"D	RBAREC6024	508.00	1	48	LTL	1.38	60
<b>RBAFL6024</b>	Rumba™ Base - 29½"H	RBAFL6024	947.00	1	47.6	LTL	4.2	92.5
 <b>RBAREC4824</b> 	Rumba™ Rectangle Top - 48"W x 24"D	RBAREC4824	407.00	1	32.6	LTL	1.12	62
<b>RBAFL4824</b>	Rumba™ Base - 29½"H	RBAFL4824	875.00	1	41	LTL	3.01	85
 <b>RBAREC7230</b> 	Rumba™ Rectangle Top - 72"W x 30"D	RBAREC7230	762.00	1	66.4	LTL	2.04	60
<b>RBAFL7230</b>	Rumba™ Base - 29½"H	RBAFL7230	1,063.00	1	53.8	LTL	5.04	92.5
 <b>RBAREC6030</b> 	Rumba™ Rectangle Top - 60"W x 30"D	RBAREC6030	636.00	1	56	LTL	1.72	60
<b>RBAFL6030</b>	Rumba™ Base - 29½"H	RBAFL6030	1,005.00	1	49.2	LTL	4.2	92.5

### Quick Ship Kits

- High pressure laminate tabletop with 3mm edge band
- Laminate top options: Designer White (DSWT) with white edge band, Fashion Gray (FNGY) with white edge band, and Biltmore Cherry (BMCH) with black edge band
- Silver (SL) bases only for Quick Ship SKUs
- Example: **RBA7230FL-SL-DSWT** (or **RBA7230FLSLDSWT**) Rumba 72 x 30" Flip base in Silver (SL) with Designer White (DSWT) top

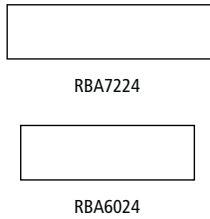


<b>RBA7224FL</b>	Rumba™ Rectangle Top - 72"W x 24"D, Flip Table	RBA7224FL	1,470.00	2	103	LTL	8.8	85
<b>RBA6024FL</b>	Rumba™ Rectangle Top - 60"W x 24"D, Flip Table	RBA6024FL	1,323.00	2	88	LTL	7.38	85
<b>RBA4824FL</b>	Rumba™ Rectangle Top - 48"W x 24"D, Flip Table	RBA4824FL	1,180.00	2	74	LTL	5.96	70
<b>RBA7230FL</b>	Rumba™ Rectangle Top - 72"W x 30"D, Flip Table	RBA7230FL	1,645.00	2	113	LTL	10.95	70
<b>RBA6030FL</b>	Rumba™ Rectangle Top - 60"W x 30"D, Flip Table	RBA6030FL	1,493.00	2	99	LTL	9.19	70



These products are subject to California Proposition 65. Please visit the product detail page on our website for specific information.

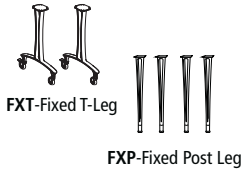
Rumba Fixed Top SKU # Formula



Model	Top Size	Top Color
RBA	7224-72"x24" 6024-60"x24"	BMCHBK-Biltmore Cherry   Black Edge DSWTWI-Designer White   White Edge FNGYWI-Fashion Gray   White Edge ASNTBK-Asian Night   Black Edge CLWNBK-Columbian Walnut   Black Edge FUMPWI-Fusion Maple   White Edge AISAWI-Asian Sand   White Edge BLAKBK-Black   Black Edge
RBA+	7224+	AISAWI

Ex: **RBA7224AISAWI** Rumba 72x24" Top in Asian Sand | White Edge Band

Rumba Fixed Base SKU # Formula



Model	Base Style	Caster or Glide	Base Color
RBA	FXT-Fixed T-Leg FXP-Fixed Post Leg	CA-Caster GL-Glide	SL-Silver BL-Black
RBA+	FXT+	GL+	BL

Ex: **RBAFXTGLBL** Rumba Fixed T-Leg Glide Base in Black



Ex: **RBA7224AISAWI** Rumba 72x24" Top in Asian Sand | White Edge Band

Ex: **RBAFXTGLBL** Rumba Fixed T-Leg Glide Base in Black

Quick Ship Laminate Colors:

BMCHBK – Biltmore Cherry | Black Edge  
DSWTWI – Designer White | White Edge  
FNGYWI – Fashion Gray | White Edge

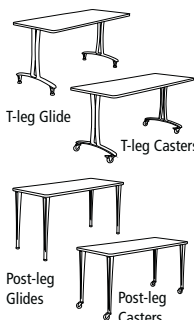
Built to Order Laminate Colors:

ASNTBK – Asian Night | Black Edge  
CLWNBK – Columbian Walnut | Black Edge  
FUMPWI – Fusion Maple | White Edge  
AISAWI – Asian Sand | White Edge  
BLAKBK – Black | Black Edge

Model # (Top + Coordinating Base)	Description	Model	List Price Ea.	Number of Cartons	Actual Weight	S-Parcel Billable Weight	Carton Cube	Freight Class
RBA7224	Rumba™ Top - 72"W x 24"D	RBA7224	610.00	1	59	LTL	1.71	60
RBA6024	Rumba™ Top - 60"W x 24"D	RBA6024	508.00	1	46	LTL	1.45	60
RBAFXTCA	Rumba™ Fixed T-Leg Caster Base - 29½"H	RBAFXTCA	664.00	1	23.8	LTL	3.44	125
RBAFXTGL	Rumba™ Fixed T-Leg Glide Base - 29½"H	RBAFXTGL	621.00	1	23.2	LTL	3.47	125
Rumba™ T-Leg Accessory								
2086	Rumba™ T-Leg Caps For use with Rumba™ T-Leg Tables Only Finish: Black-BL, Metallic Gray-SL	2086BL 2086SL	84.00	Set	2	3	0.21	100
RBAFXPCA	Rumba™ Fixed Post-Leg Caster Base - 29½"H	RBAFXPCA	579.00	1	17.8	LTL	1.2	85
RBAFXPGL	Rumba™ Fixed Post-Leg Glide Base - 29½"H	RBAFXPGL	545.00	1	17.4	LTL	1.18	85



Quick Ship Kits

- High pressure laminate tabletop with 3mm edge band
- Laminate top options: Designer White (DSWI) with white edge band, Fashion Gray (FNGY) with white edge band, and Biltmore Cherry (BMCH) with black edge band
- Silver (SL) bases only for quick ship SKUs
- Example: **RBA7224PG-SL-DSWT** (or **RBA7224PGSLDSWT**) Rumba 72 x 24" Post-legs with glides in Silver (SL) and designer white (DSWT) top

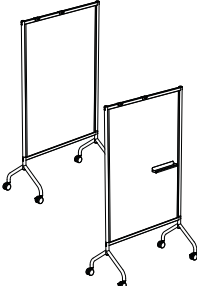


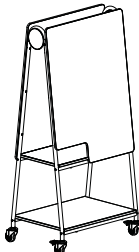


RBA7224TG	Rumba 72x24 T-leg Glide	RBA7224TG	1,120.00	2	76	LTL	11.13	125
RBA7224TCA	Rumba 72x24 T-leg Caster	RBA7224TCA	1,159.00	2	77	LTL	11.13	125
RBA7224PG	Rumba 72x24 Post-leg Glide	RBA7224PG	1,051.00	2	71	LTL	7.71	100
RBA7224PCA	Rumba 72x24 Post-leg Caster	RBA7224PCA	1,081.00	2	71	LTL	7.71	100
RBA6024TG	Rumba 60x24 T-leg Glide	RBA6024TG	999.00	2	69	LTL	9.34	125
RBA6024TCA	Rumba 60x24 T-leg Caster	RBA6024TCA	1,066.00	2	69	LTL	9.34	125
RBA6024PG	Rumba 60x24 Post-leg Glide	RBA6024PG	958.00	2	63	LTL	6.47	100
RBA6024PCA	Rumba 60x24 Post-leg Caster	RBA6024PCA	988.00	2	63	LTL	6.47	100

These products are subject to California Proposition 65. Please visit the product detail page on our website for specific information.

Model #	Description	Model #	List Price Ea.	List Carton Price	Quantity Per Carton	Actual Weight	S-Parcel Billable Weight	Carton Cube	Freight Class
	<b>2014WBS</b> Rumba™ Screen 36"W x 54"H Full Whiteboard Screen Overall Size: 36"W x 16"D x 54"H	2014WBS	1,253.00	1,253.00	1	31	LTL	5.47	70
	<b>2015WBS</b> Rumba™ Screen 42"W x 54"H Full Whiteboard Screen Overall Size: 42"W x 16"D x 54"H	2015WBS	1,319.00	1,319.00	1	38	LTL	6.3	70
	<b>2016WBS</b> Rumba™ Screen 36"W x 66"H Full Whiteboard Screen Overall Size: 36"W x 16"D x 66"H	2016WBS	1,309.00	1,309.00	1	45	LTL	5.76	70
	<b>2017WBS</b> Rumba™ Screen 42"W x 66"H Full Whiteboard Screen Overall Size: 42"W x 16"D x 66"H	2017WBS	1,381.00	1,381.00	1	41	LTL	6.69	70
	<b>2005SL</b> Rumba™ Connector Hinge	2005SL	58.00	58.00	1	1	1	0.02	70
	<b>2007GR</b> Rumba™ Screen Tablet Hooks	2007GR	16.00	32.00	2	2	2	0.02	60
	<b>2008GR</b> Rumba™ Screen Eraser Tray	2008GR	46.00	46.00	1	1	1	0.08	100

## Impromptu® Collaboration Screens

	<b>8510GRCL</b> Impromptu® Acrylic Screen, 42"W x 72"H Mobile on Four Casters (Two Locking) Includes: Accessory Hooks Overall Size: 42"W x 21½"D x 72"H Finish: Metallic Gray-GR	8510GRCL	868.00	868.00	1	45	LTL	5.23	70
	<b>8511</b> Impromptu® Full Whiteboard Screen, 42"W x 72"H Magnetic Whiteboard Includes Accessory Hooks & Magnetic Accessory Tray Overall Size: 42"W x 21½"D x 72"H Finish: Black-BL, Metallic Gray-GR	8511BL 8511GR	868.00	868.00	1	51	LTL	6.15	70
	<b>3611BL</b> Onyx™ Mesh Marker Holder with Shelf Overall Size: 5¼"W x 2½"D x 5¼"H Finish: Black-BL	3611BL	45.00	45.00	1	1	2	0.08	150
	<b>3612BL</b> Onyx™ Mesh Marker Organizer with Basket Overall Size: 8"W x 3"D x 3¼"H Finish: Black-BL	3612BL	46.00	46.00	1	1.2	2	0.1	150
	<b>3909GR</b> Mobile Whiteboard, 30"x 64" - White Dry Erase Board Magnetic board, Cutout in board for easy marker storage Overall Size: 30"W x 24"D x 63⅞"H	3909GR	1,709.00	1,709.00	1	80	LTL	-	70

Office Suites  
Seating  
Tables & Desks  
Meeting Essentials  
Personal Organization  
Ergonomics  
High Density Storage  
Storage & Filing  
Facilities  
Technology Furniture  
Art & Engineering  
K-12 Education  
SAFE Collection Addendum