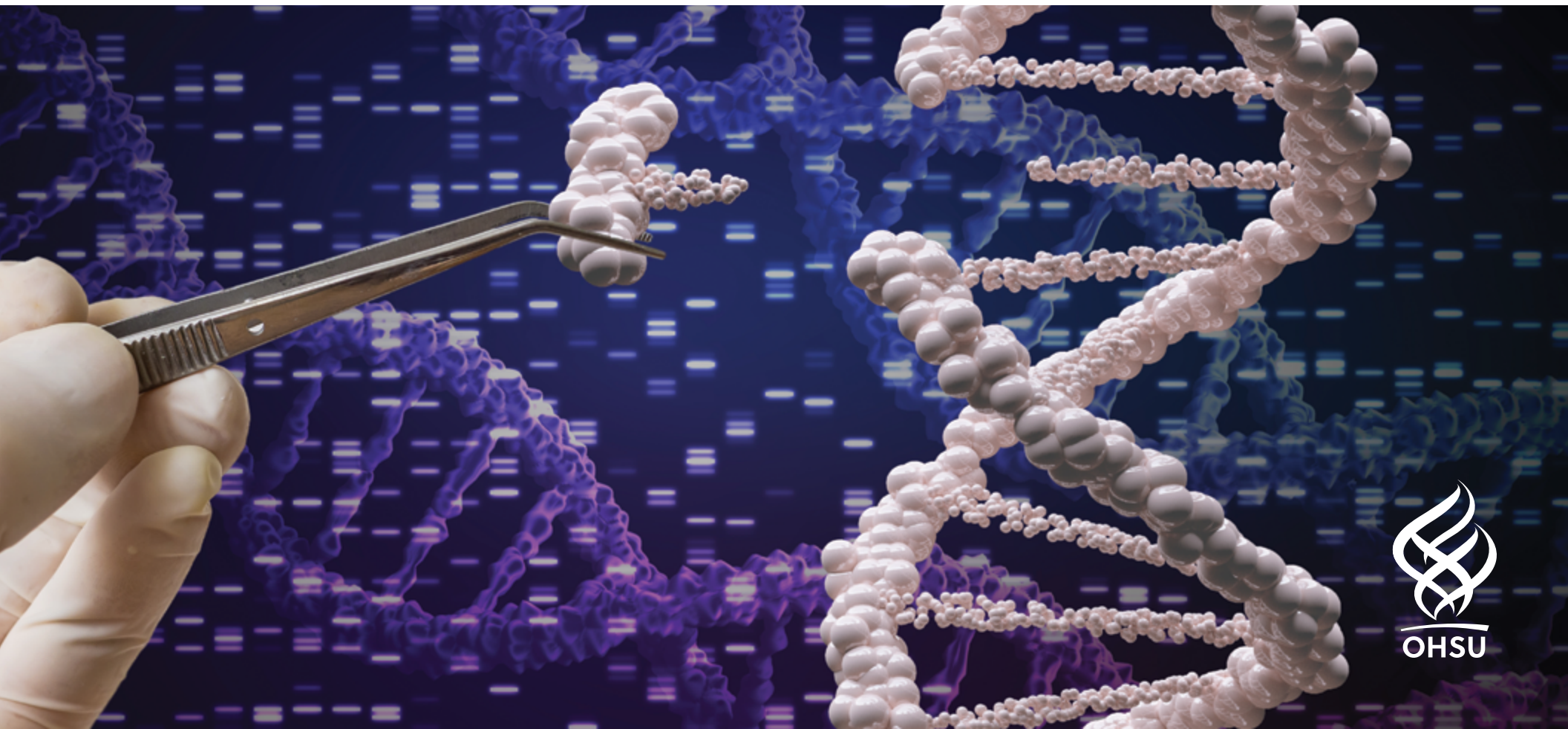
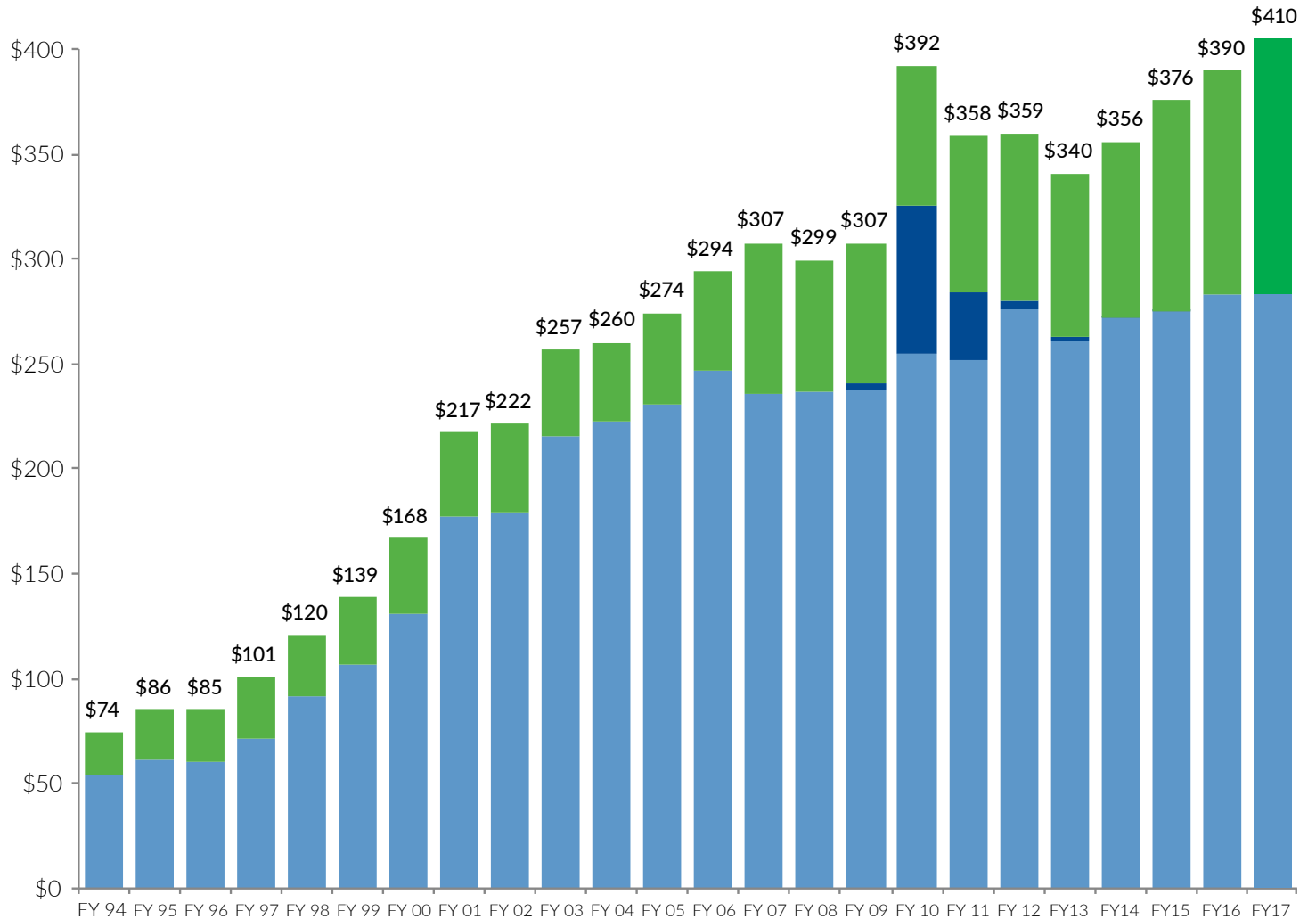


Research Funding and Awards 2017



FY 1994–2017 research awards

In fiscal year 2017, OHSU investigators were awarded **\$410 million** in grants and contracts, a \$20 million increase over FY 2016.



Sources of research funding

Discovery at OHSU is funded by a broad range of sources, creating a strong, sustainable funding portfolio.

Oregon's economy is significantly strengthened by the \$284 million in support from federal sources. The funding stimulates job growth, provides tax revenues and helps create new products and technologies.

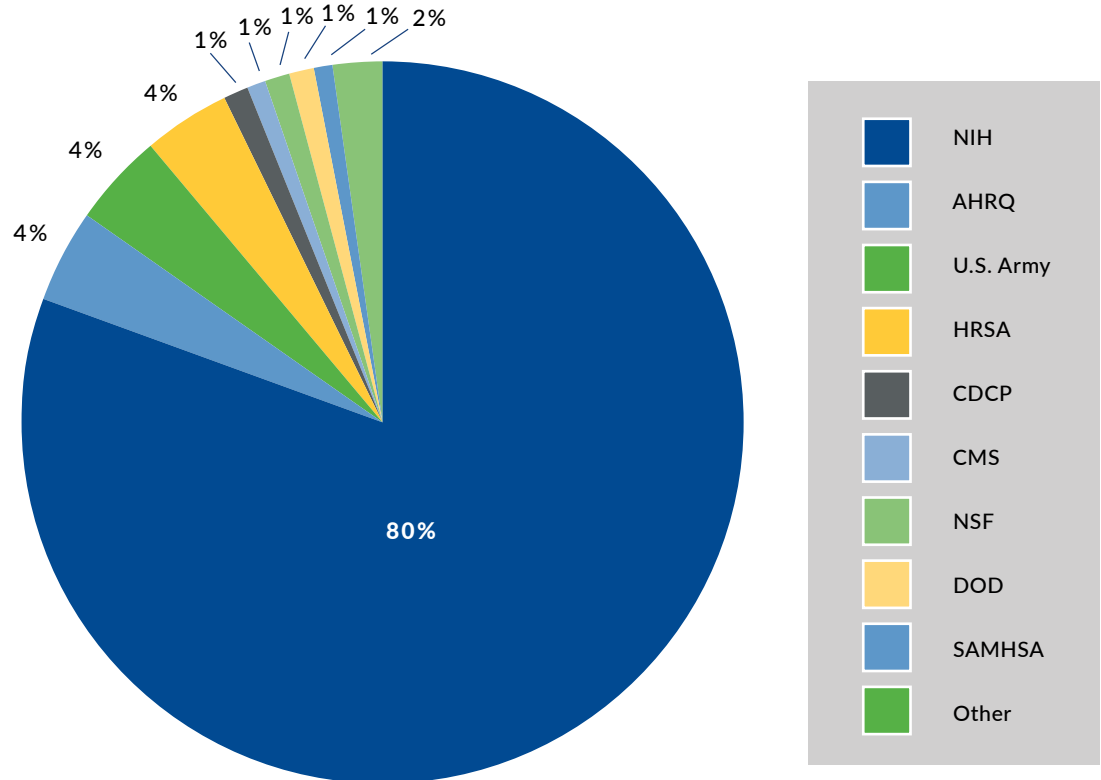
Investments from private and industry sources grew by \$18 million dollars in FY 2017, reflecting OHSU's strong and growing relationships and collaborations with the external community.

BY SPONSOR (FY 2017)

NIH	\$227.4 million
Other federal	\$57.2 million
Non-federal government	\$5.5 million
Industry	\$66 million
Private	\$54 million

BY ACTIVITY (FY 2017)

Research	\$301.1 million
Clinical trials	\$75.6 million
Instruction	\$4.3 million
Other	\$29.1 million



TOTAL PER NATIONAL INSTITUTES OF HEALTH AGENCY (FY 2017)

National Cancer Institute	\$37.3 million
National Institute of Allergy and Infectious Disease	\$33.2 million
Office of the Director	\$20.5 million
National Heart, Lung, and Blood Institute	\$17.3 million
National Institute of Neurological Disorders and Stroke	\$15.7 million
National Institute on Deafness and Other Communication Disorders	\$13.4 million
National Institute on Aging	\$13.1 million
National Institute of Child Health and Human Development	\$12.1 million
National Institute of Diabetes and Digestive and Kidney Diseases	\$11.1 million
National Eye Institute	\$9.5 million
National Institute on Drug Abuse	\$9.4 million
National Institute on Alcohol Abuse and Alcoholism	\$8.6 million
National Institute of General Medical Science	\$5.5 million
National Institute of Mental Health	\$5.1 million
National Human Genome Research Institute	\$3.0 million

National Institute of Dental and Craniofacial Research	\$2.8 million
National Institute of Arthritis and Musculoskeletal and Skin Diseases	\$1.7 million
National Institute on Minority Health and Health Disparities	\$1.7 million
National Center for Complementary and Integrative Health	\$1.6 million
National Library of Medicine	\$1.6 million
National Institute of Biomedical Imaging and Bioengineering	\$1.2 million
National Center for Advancing Translational Sciences	\$846,763
National Institute of Environmental Health	\$571,328
National Institute of Nursing Research	\$531,479
National Center for Research Resources	\$362,439
Fogarty International Center	\$308,687
TOTAL	\$228 million

BY SCHOOL/UNIT (FY 2017)

Hospital	\$1 million
Provost areas	\$6.5 million
School of Dentistry	\$4.9 million
School of Medicine	\$279 million
School of Nursing	\$3.6 million
School of Public Health	\$10.5 million
Office of the Senior Vice President for Research	\$104.7 million

New companies based on OHSU technology

MotioSens, Inc.: Provides smart home technology that unobtrusively monitors daily activities of people living independently.

Server Dome, Inc.: A first-of-its-kind data center housed in a geodesic dome that eliminates the need for air conditioning.

Vir Biotechnology, Inc.: Integrates diverse innovations in science, technology and medicine with an initial focus on chronic infectious diseases, respiratory diseases and health-care-acquired infections.

Technology transfer and business development

Fiscal year 2017 brought three new companies based on OHSU technology, 151 new invention disclosures and a 23 percent increase over 2016 in patents filed on new inventions.

151

new innovations disclosed

510

material transfer agreements completed (21 percent increase from FY 2016)

55

percent increase in first-time researchers in material transfer agreements

160

patent applications filed (23 percent increase on new subject matter from FY 2016)

310

service agreements completed (9 percent increase from FY 2016)

Nearly

19.3 MILLION

awarded under 99 agreements for nonclinical industry-sponsored research

93

license and option agreements on OHSU technology

32

U.S. and foreign patents issued

BY SCHOOL OF MEDICINE DEPARTMENT (FY 2017)

Administration (SOM)	\$2.5 million
Anesthesiology	\$3.8 million
Behavioral Neuroscience	\$11 million
Biochemistry/Molecular Biology	\$2.8 million
Biomedical Engineering	\$6 million
Cell, Developmental and Cancer Biology	\$5.8 million
Center for Developmental Health	\$1.6 million
Center for Evidence-based Policy	\$3 million
Computational Biology	\$3.7 million
Dermatology	\$1.8 million
Diagnostic Radiology	\$522,003
Dotter Department of Interventional Radiology	\$147,420
Emergency Medicine	\$6.5 million
Family Medicine	\$8.7 million
Institute on Development and Disability	\$8.4 million
Medical Informatics and Clinical Epidemiology	\$11 million
Medicine	\$12.5 million

Molecular and Medical Genetics	\$8.3 million
Molecular Microbiology and Immunology	\$5.3 million
Neurological Surgery	\$2.5 million
Neurology	\$25 million
Obstetrics and Gynecology	\$5.2 million
OCSSB	\$7.4 million
OHSU Knight Cancer Institute	\$60.4 million
OHSU Knight Cardiovascular Institute	\$7.5 million
Ophthalmology	\$9.5 million
Orthopaedics and Rehabilitation	\$1.2 million
Otolaryngology and Head/Neck Surgery	\$14.1 million
Pathology	\$512,377
Pediatrics	\$19.2 million
Physiology and Pharmacology	\$7.7 million
Psychiatry	\$6.7 million
Radiation Oncology	\$432,420
Surgery	\$7.9 million

Innovation Rankings

Reuters Top 100: The World's Most Innovative Universities 2017

OHSU #53

The number of patents filed by OHSU researchers and the success rate of those patents contributed to OHSU's rank as number 53 on The Reuters 100: The World's Most Innovative Universities 2017. Commercial impact was another contributor to OHSU's status.

Inclusion and placement on the list is based on empirical data ranging from patent volume and success to the percentage of publications that included co-authors from industry. OHSU scored highly in these categories and for "commercial impact," which is calculated based on citations of academic papers in patent filings.

Nature Index 2017 Innovation

Top 20

OHSU placed in the top 20 of the *Nature Index 2017 Innovation* ranking, which assessed an institution's influence on innovation by calculating the citations of research articles in patents owned by third parties, rather than those owned by the institutions themselves.

More than 13 percent of all OHSU's natural science articles appear in the index.

The top ranking reflects OHSU's consistent production of original research and technology that is influencing researchers in academia and in private industry and is advancing science, new technologies and new industries.



3181 S.W. Sam Jackson Park Road
Portland, OR 97239-3098
Tel 503 494-8311

www.ohsu.edu/research

FFS 21510068 7/18