

UPS Internet Shipping: View/Print Label

1. **Print the label(s):** Select the Print button on the print dialogue box that appears. Note: If your browser does not support this function, select Print from the File menu to print the label.
2. **Fold the printed label along the dotted line.** Place the label in a UPS Shipping Pouch. If you do not have a pouch, affix the folded label using clear plastic shipping tape over the entire label.

3. GETTING YOUR SHIPMENT TO UPS

Customers without a Daily Pickup

Schedule a same day or future day Pickup to have a UPS driver pickup all of your Internet Shipping packages.

Hand the package to any UPS driver in your area.





Take your package to any location of The UPS Store^(r), UPS Drop Box, UPS Customer Centre, UPS Alliances (Office Depot^(r) or Staples^(r)) or Authorised Shipping Outlet near you. Items sent via UPS Return ServicesSM (including via Ground) are also accepted at Drop Boxes.

To find the location nearest you, please visit the 'Find Locations' Quick link at ups.com.

Customers with a Daily Pickup

Your driver will pickup your shipment(s) as usual.

FOLD HERE

SHIPPERS INTERNATIONAL 410-683-3367 235 HEIDI 123 MAIN STREET PHOENIX AZ 85027	SHIP TO: JOHN SMITH 987-654-3210 1234567890 1234 ABC COMPANY BUILDING 3 FLOOR 4 123 MAIN STREET SALT LAKE CITY UT 84170	1 OF 1	3 LBS AH
	UT 841 9-11 	UPS NEXT DAY AIR TRACKING #: 1Z T00 299 02 9899 1273	1 S
		BILLING: P/P	
UPS 10.5.00. W000E60 75.0A 01/2008		 TM	