

# 2025 Catalog



QUINTESSENCE PUBLISHING

75 YEARS

### Celebrating 75 years of Quintessence!

What began as a small family-owned press has ballooned into a global enterprise, and along the way the Quintessence name has become synonymous with excellence because of our attention to detail and our dedication to high quality. We are forever committed to delivering the best of the best in dentistry.

### Contact Us

**Tel:**

(800) 621-0387 (within US)  
(630) 736-3600 (outside US)

**Fax:**

(630) 736-3633

**Email:**

service@quintbook.com  
contact@quintbook.com

**Address:**

411 N Raddant Rd  
Batavia, IL 60510

**Website:**

[www.quintessence-publishing.com](http://www.quintessence-publishing.com)

Visit our website for expanded information, including tables of contents and sample chapters.

**Social Media:**

Follow us on social media to get access to exclusive content and updates on new and forthcoming titles!



@quintpubusa



@QuintessencePublishingUS



### More titles coming soon!



More new titles are coming later this year that weren't ready in time for this catalog. We will update our website as information becomes available, but join our mailing list now to stay informed of what's new and coming soon!

## REGISTRATION NOW OPEN!



To find out more or register, visit [quint.link/isprd25](http://quint.link/isprd25)

15TH INTERNATIONAL SYMPOSIUM ON PERIODONTICS & RESTORATIVE DENTISTRY

**ISPRD25**  
JUNE 12-15 • BOSTON

# Table of Contents

---

General Dentistry .....	2
Interdisciplinary .....	5
Orthodontics .....	6
Endodontics .....	8
Functional Therapy .....	9
Restorative Dentistry .....	10
Prosthodontics .....	12
Dental Technology .....	15
Periodontics .....	16
Implantology .....	18
OMS/Oral Surgery .....	23
Cell-to-Cell Communication .....	24
Facial Esthetics .....	25
En español .....	27
En français .....	28
Journals .....	29
Index .....	32



## eBooks

Select eBooks are available through Amazon, Apple, Barnes & Noble, and other online outlets. Check your favorite retailer for prices and availability.

## Key


- = eBook available
- F = French edition available
- E = Spanish edition available



## Don't forget our clearance titles!

Scan the QR code to view our clearance books. Clearance prices are only good while supplies last. Stock up and save big!

Please note that prices throughout this catalog are subject to change without notice.



**NEW**

Al Reader, John Nusstein, Melissa Drum, Sara Fowler  
**Successful Local Anesthesia for Restorative Dentistry and Endodontics**

Third Edition  
 344 pp (softcover); 226 illus;  
 ©2025; ISBN 978-1-64724-197-1 (B1971); **US \$98**

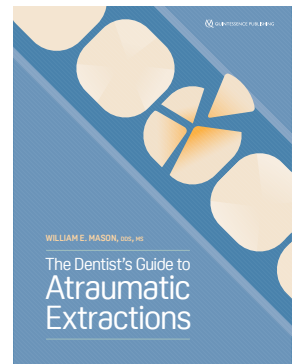
Brings you up to date on the best, evidence-based ways to successfully anesthetize patients. It presents the rationale, advantages, and limitations of various anesthetic agents and routes of administration, with special attention given to pulpal anesthesia and essential supplemental anesthetic techniques.



Alessandro Agnini, Andrea Mastroiosa Agnini  
**The Digital Revolution 2.0**

**Clinico-Technical Applications in Daily Practice**  
 448 pp; 1,240 illus; ©2023;  
 ISBN 978-88-7492-097-6 (B1042); **US \$192**

Help all team members succeed with advanced and innovative digital dentistry techniques and workflows.



William E. Mason  
**The Dentist's Guide to Atraumatic Extractions**

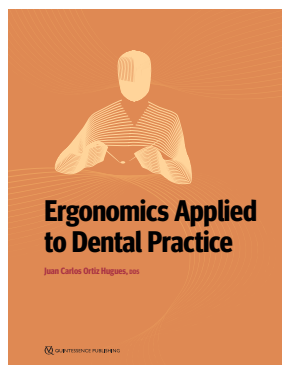
144 pp (softcover); 467 illus;  
 ©2023; ISBN 978-1-64724-139-1 (B1391); **US \$88**

Every tooth in the mouth can be removed atraumatically, and this book shows how.




**NEW**  
 Stephan Beuer, Martin Stangl, Pat Allen  
**Basic Dental Suturing**  
 A Practical Handbook  
 72 pp (softcover); 271 illus; ©2024;  
 ISBN 978-1-78698-123-3 (BG157); **US \$58**

This handbook introduces the reader step by step to high-quality suturing in dental surgery.



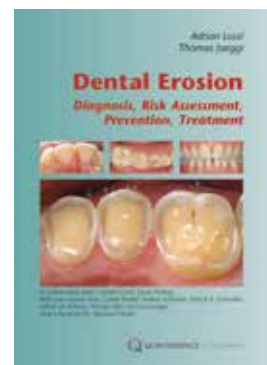
Juan Carlos Ortiz Hugues  
**Ergonomics Applied to Dental Practice**  
 132 pp (softcover); 116 illus;  
 ©2023; ISBN 978-1-64724-090-5 (B0905); **US \$58**

Prevent musculoskeletal disorders by adopting the four principles of dental ergonomics: body biomechanics, an ergonomic stool, four-handed dentistry, and a surgical microscope.



Mirela Feraru, Nitzan Bichacho  
**Dental Visualization**  
 A Practical Approach to Digital Photography and Workflow  
 248 pp; 556 illus; ©2018;  
 ISBN 978-1-78698-004-5 (BG128); **US \$50**

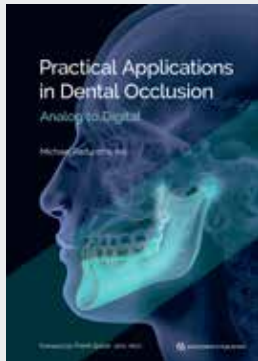
Focuses on the concept of dental visualization: dental photographs that are taken and used as a clinically relevant tool.



Adrian Lussi, Thomas Jaeggi (Eds)  
**Dental Erosion** **F**  
 Diagnosis, Risk Assessment, Prevention, Treatment  
 144 pp; 220 illus; ©2011;  
 ISBN 978-1-85097-218-1 (BG099); **US \$40**

Comprehensive overview of dental erosion.





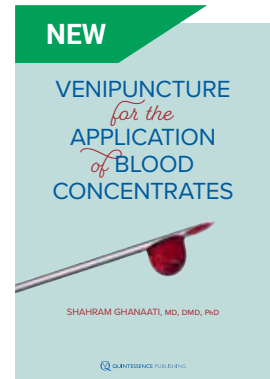
**NEW**

Michael Radu  
**Practical Applications in Dental Occlusion** ●  
 Analog to Digital  
 200 pp (softcover);  
 210 illus; ©2024;  
 ISBN 978-1-64724-126-1  
 (B1261); **US \$88**


Teaches a simplified concept of occlusion that can help you perform predictable and successful treatment. Learn when to leave the occlusion alone, when and how to change the existing occlusion, and how to accurately record the new maxillomandibular relationship.



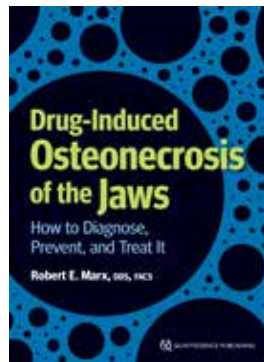
Katrin Bekes  
**Molar Incisor Hypomineralization** ●  
 188 pp; 372 illus; ©2022;  
 ISBN 978-1-78698-124-0 (BG154);  
**US \$108**  
 Comprehensive reference on MIH with practical advice for diagnosis and treatment.




Shahram Ghanaati  
**Venipuncture for the Application of Blood Concentrates** ●  
 66 pp (softcover); 88 illus; ©2024;  
 ISBN 978-1-64724-194-0 (B1940);  
**US \$20**  
 Learn to prepare blood concentrates safely, efficiently, and with the best possible results.




Christian H. Splieth  
**Innovations in Preventive Dentistry** ●  
 240 pp; 350 illus; ©2021;  
 ISBN 978-1-78698-099-1 (BG135);  
**US \$30**  
 Preventive care based on evidence and clinically proven methods.



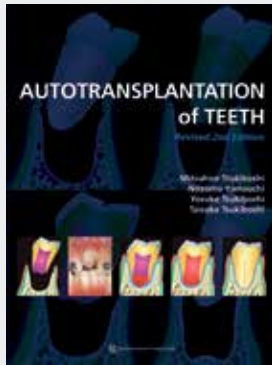
Robert E. Marx  
**Drug-Induced Osteonecrosis of the Jaws** ●  
 How to Diagnose, Prevent, and Treat It  
 104 pp (softcover); 105 illus;  
 ©2022; ISBN 978-1-64724-089-9  
 (B0899); **US \$58**  
 Treat DIONJ effectively and prevent it whenever possible.



Thomas J. Hilton, Jack L. Ferracane, James C. Broome (Eds)  
**Summitt's Fundamentals of Operative Dentistry** ●  
 A Contemporary Approach, Fourth Edition  
 612 pp; 1,696 illus; ©2013;  
 ISBN 978-0-86715-528-0 (B5280);  
**US \$128**  
 Trusted textbook on clinical restorative dentistry.



Michael Okuji (Ed)  
**Dental Careers** ●  
 Finding a Job in the 21st Century (eBook)  
 134 pp; 4 illus; ©2022;  
 ISBN 978-1-64724-106-3 (I1063);  
**US \$25.99**  
 Best practices for navigating the job search.



**NEW**

Mitsuhiro Tsukiboshi,  
Nozomu "Noz" Yamauchi,  
Yosuke Tsukiboshi, Taisuke  
Tsukiboshi

## Autotransplantation of Teeth

Second Edition

272 pp (softcover);  
1,595 illus; ©2024;  
ISBN 978-4-7812-1008-7  
(BJ018); **US \$150**

Comprehensive second edition summarizing wound healing, indications, surgical procedures, and the prognosis of autologous tooth transplantation in an easy-to-understand format.



**NEW**

Markus Tröltzsch, Philipp  
Kauffmann, Matthias Tröltzsch  
(Eds)

## Medicine in Dentistry

498 pp; 378 illus; ©2025;  
ISBN 978-1-78698-114-1 (BG172);  
**US \$218**

Considers medical challenges in everyday dental planning and practice in a problem- and action-oriented manner.




Leonard Goldstein, Alfred Mauro,  
Lindsay M. Gilbert (Eds)

## A Guide to Dental Sedation ●

(eBook)

208 pp; 46 illus; ©2022;  
ISBN 978-0-86715-793-2 (I7932);  
**US \$48.99**

Bridges the gap between classroom instruction and the actual application of various methods of sedation in dental practice.

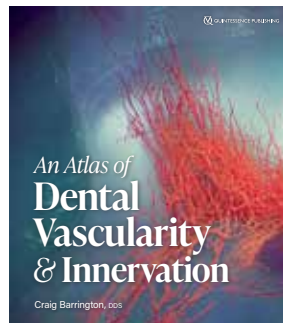


Wael Att, Siegbert Witkowski,  
Jörg Strub (Eds)

## Digital Workflow in Reconstructive Dentistry ●

344 pp; 812 illus; ©2019;  
ISBN 978-1-78698-025-0 (BG129);  
**US \$50**

Understand how to integrate the digital workflow into daily practice.




Craig Barrington

## An Atlas of Dental Vascularity & Innervation

144 pp; 178 illus; ©2022;  
ISBN 978-1-64724-100-1 (B1001);  
**US \$58**

Breathtaking photographs of human teeth that have been made transparent.



Gérald Ubassy

## Shape and Color

The Key to Successful Ceramic Restorations

216 pp; 463 illus; ©1993;  
ISBN 978-0-86715-207-4 (BG051);  
**US \$75**

Explores the study of shapes and how they interact with color, emphasizing the importance of observation of natural teeth to achieve esthetic, long-lasting restorations.



**Bestseller**

Hanan Elgendy, DDS, MS

## How to Draw Teeth and why it matters

Hanan Elgendy

## How to Draw Teeth and Why It Matters

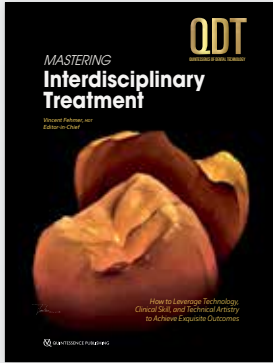
120 pp (spiral bound); 160 illus;  
©2022; ISBN 978-1-64724-0-448  
(B0448); **US \$48**

Learn how to draw the fine details of each tooth and reproduce its morphology.




Find Interdisciplinary titles on our website

**NEW**



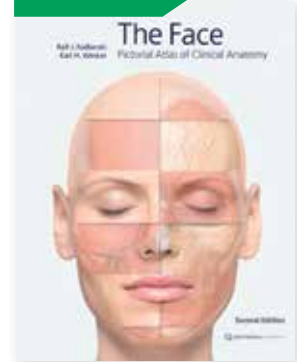
Vincent Fehmer (Ed)  
**QDT 2025: Mastering Interdisciplinary Treatment**  
 How to Leverage Technology, Clinical Skill, and Technical Artistry to Achieve Exquisite Outcomes: Volume 47  
 276 pp; 742 illus; ©2025; ISBN 978-1-64724-201-5 (JQ635); **US \$178**

QDT 2025 focuses on the whole picture of interdisciplinary dentistry, highlighting how clinician and technician work together to achieve predictable and esthetic outcomes. This year's issue is stacked with several articles on FP1 prostheses and the digital workflows and procedures required for their planning and delivery, as well as multiple articles on minimally invasive laminate veneers and other topics relevant to daily practice.



Arun K. Garg  
**Autologous Blood Concentrates** ●  
 Second Edition  
 184 pp; 520 illus; ©2022; ISBN 978-1-64724-083-7 (B0837); **US \$120**  
 A roadmap to incorporating autologous blood concentrates into clinical practice.

**Bestseller**



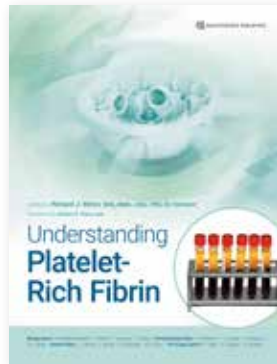
Ralf J. Radlanski, Karl H. Wesker  
**The Face** E  
 Pictorial Atlas of Clinical Anatomy, Second Edition  
 354 pp; 406 illus; ©2015; ISBN 978-1-85097-289-1 (BG116); **US \$178**  
 Explore the anatomy layer by layer.

**NEW**



Jaime A. Gil, Robert A. Sader, Alfonso L. Gil  
**Esthetic Implant Surgery**  
 Esthetic Treatment Guide  
 208 pp; 900 illus; ©2025; ISBN 978-1-78698-119-6 (BG183); **US \$148**

A comprehensive discussion of current techniques and approaches in esthetic implant dentistry, covering esthetic implant site development and ridge augmentation, how best to manage esthetic complications, and how to approach bone, soft tissue, and sinus augmentation.



Richard J. Miron (Ed)  
**Understanding Platelet-Rich Fibrin** ●  
 384 pp; 600 illus; ©2021; ISBN 978-1-64724-049-3 (B0493); **US \$184**

Explores the biology of PRF and its myriad clinical applications in dentistry and medicine.

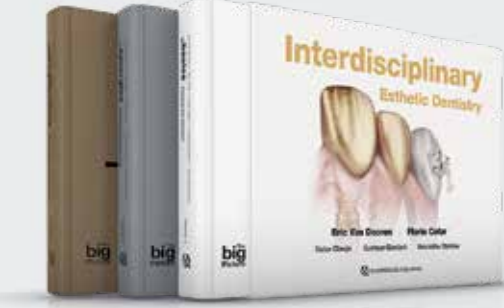


David M. Sarver  
**Dentofacial Esthetics** ●  
 From Macro to Micro  
 512 pp; 2,500+ illus; ©2020; ISBN 978-0-86715-888-5 (B8885); **US \$148**

Teaches you how to evaluate each patient from the macro to the micro, focusing first on the big picture and then working your way to the minute details in order to treatment plan for the best possible outcome. An invaluable resource for any orthodontist or esthetic dentist.

# Interdisciplinary

**Bestseller**

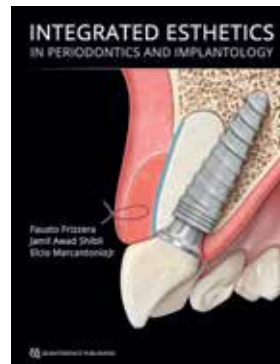


Eric Van Dooren, Florin Cofar, Victor Clavijo, Gustavo Giordani, Venceslav Stankov

**Interdisciplinary Esthetic Dentistry**  
The Big Picture (3-volume set)

1,276 pp in 3 volumes; 2,314 illus; ©2024; ISBN 978-2-36615-080-3 (BF016); **US \$425**

Examines the fields of fixed prosthetics, implantology, and periodontics from an esthetic point of view, highlighting the digital protocols that improve and enhance esthetic treatment results.

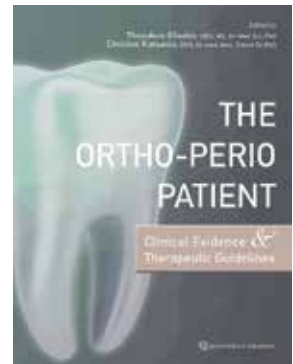


Fausto Frizzera, Jamil Awad Shibli, Elcio Marcantonio Jr (Eds)

**Integrated Esthetics in Periodontics and Implantology** ●

464 pp; 3,063 illus; ©2021; ISBN 978-1-78698-098-4 (BG134); **US \$170**

A clear, impartial, and rational text to address new concepts and techniques that affect the daily clinical practice.



Theodore Eliades, Christos Katsaros (Eds)

**The Ortho-Perio Patient** ●

Clinical Evidence & Therapeutic Guidelines

224 pp; 346 illus; ©2019; ISBN 978-0-86715-679-9 (B6799); **US \$98**

Analyze the scientific and clinical interactions of ortho and perio.

# Orthodontics

Find Orthodontics titles on our website



**NEW**




Sandra Tai

**Clear Aligner Technique**  
Second Edition

296 pp; 1,300 illus; ©2025; ISBN 978-0-86715-951-6 (B9516); **US \$238**

Featuring brand-new chapters on Class II growth modification and early interceptive treatment with maxillary expansion, this second edition of the bestselling and authoritative text on clear aligners has been fully updated. In particular, the concept of combining anteroposterior protocols with vertical protocols for Class II and Class III treatment is introduced, and 32 clinical cases with video demonstrate the capabilities of clear aligner treatment.




Francesco Pedetta

**New Straight Wire**

Strategies and Mechanics for a Programmed Approach to Orthodontic Treatment

160 pp (softcover); 441 illus; ©2020; ISBN 978-0-86715-824-3 (B8243); **US \$48**

Use the New Straight Wire (NSW) technique to systematically calculate and plan necessary tooth movements before treatment.



Vincent G. Kokich, David P. Mathews

**Orthodontic and Surgical Management of Impacted Teeth** ●


188 pp (softcover); 590 illus; ©2014; ISBN 978-0-86715-445-0 (B4450); **US \$106**

Each chapter focuses on a specific impacted tooth and how it can be surgically uncovered and orthodontically moved.





Find Orthodontics titles on our website



**Forthcoming**

**ORTHODONTIC MINDSET**  
The secrets behind successful orthodontic treatment

Rafi Romano (Ed)

**Orthodontic Mindset**  
The secrets behind successful orthodontic treatment

200 pp; 500 illus; ISBN 978-1-78698-125-7 (BG177); **Available Spring 2025**

This practical and useful book provides the reader with a range of treatment modalities for buccal and lingual braces, clear aligners, and other functional orthodontic appliances.



**Customized Orthodontic Appliances**  
Theory, Design, Application

Nearchos C. Panayi (Ed)

**Customized Orthodontic Appliances** ●  
Theory, Design, Application

232 pp; 534 illus; ©2021; ISBN 978-1-64724-051-6 (B0516); **US \$98**

Digital technology used in orthodontic treatment.



**Burstone's Biomechanical Foundation of Clinical Orthodontics**


Charles J. Burstone, M.D., M.S., M.P.H.  
Kwangchul Choy, M.D., M.S., M.P.H.

Burstone's **Biomechanical Foundation of Clinical Orthodontics** ●

**Second Edition**

516 pp; 1,584 illus; ©2022; ISBN 978-0-86715-949-3 (B9493); **US \$120**

Plan cases with predictability and achieve exceptional results.




**ORTHODONTIC HANDBOOK for Dental Assistants**

Kazuki Kasai, Kazuhiro Arai, Naoto Suda, Hiroyuki Miura

**Orthodontic Handbook for Dental Assistants** ● (eBook)

167 pp; 397 illus; ©2018; ISBN 978-0-86715-744-4 (I7444); **US \$15.99**

Handbook of basic knowledge of orthodontic treatment for dental assistants.



**Stability, Retention, & Relapse in Orthodontics**

Christos Katsaros, Theodore Eliades

**Stability, Retention, & Relapse in Orthodontics**

226 pp; 403 illus; ©2017; ISBN 978-1-78698-019-9 (BG125); **US \$40**

Develop targeted retention plans for individual patients and treatment plans for long-term stability with strategic insight.




**PASSIVE SELF-LIGATION from A to Z**

Nasib Balut (Ed)

**Passive Self-Ligation from A to Z** ● (eBook)

332 pp; 2,063 illus; ©2022; ISBN 978-1-64724-099-8 (I0998); **US \$77.99**

The how-to guide for PSL in orthodontics, from diagnosis to bracket placement to finishing—and everything in between.




**ALIGNER ORTHODONTICS AND OROFACIAL ORTHOPEDICS**

Werner Schupp, Julia Haubrich

**Aligner Orthodontics and Orofacial Orthopedics** ●

672 pp; 3,500 illus; ©2023; ISBN 978-1-78698-106-6 (BG159); **US \$198**

How to successfully integrate aligner orthodontics into clinical practice.



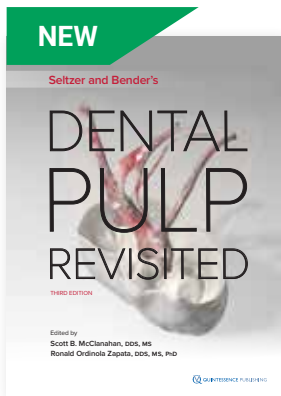
**The Biomechanical Foundation of Clinical Orthodontics**

Charles J. Burstone, M.D., M.S., M.P.H.  
Kwangchul Choy, M.D., M.S., M.P.H.

**The Biomechanical Foundation of Clinical Orthodontics** ●

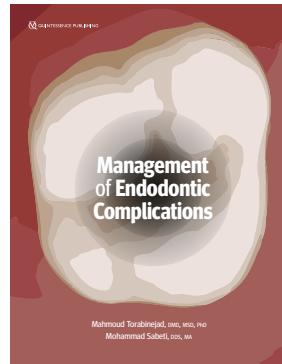
608 pp; 2,198 illus; ©2015; ISBN 978-0-86715-651-5 (B6515); **US \$98**

Illustrates basic force systems and how they function in the practice of clinical orthodontics.



Scott B. McClanahan, Ronald Ordinola Zapata (Eds)  
**Seltzer and Bender's Dental Pulp Revisited**  
 Third Edition  
 456 pp; 523 illus; ©2025;  
 ISBN 978-1-64724-188-9 (B1889);  
**US \$198**

Fully updated edition of the classic text exploring dental pulp and its interaction with other tissues.




Mahmoud Torabinejad, Mohammad Sabeti (Eds)  
**Management of Endodontic Complications** ●  
 From Diagnosis to Prognosis  
 288 pp; 575 illus; ©2023;  
 ISBN 978-1-64724-052-3 (B0523);  
**US \$128**

Guides readers through common errors and risk factors, recommendations for preventing mishaps, and methods to manage these challenges.

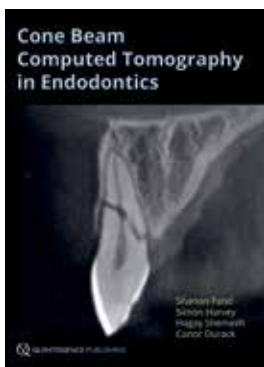


José F. Siqueira Jr, Isabela N. Rôças (Eds)  
**Treatment of Endodontic Infections** ●  
 Second Edition  
 576 pp; 717 illus; ©2022;  
 ISBN 978-1-78698-112-7 (BG149);  
**US \$218**

Effective treatment options to prevent apical periodontitis and facilitate periradicular tissue healing.

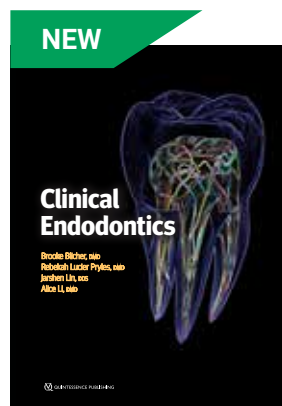


Bertrand Khayat, Guillaume Jouanny  
**Microsurgical Endodontics**  
 256 pp; 391 illus; ©2019;  
 ISBN 978-2-36615-057-5 (BF014);  
**US \$225**  
 Predictable surgical strategies in microsurgical endodontics.




Shanon Patel, Simon Harvey, Hagay Shemesh, Conor Durack (Eds)  
**Cone Beam Computed Tomography in Endodontics**  
 144 pp; 493 illus; ©2016;  
 ISBN 978-1-85097-291-4 (BL007);  
**US \$98**

An essential overview of CBCT, providing a comprehensive discussion of the many applications of CBCT in clinical endodontics.



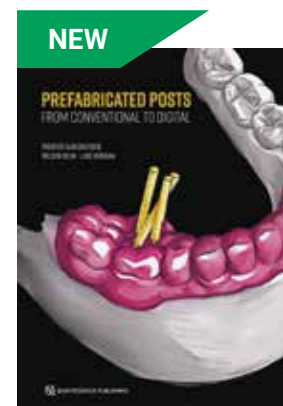
Brooke Blicher, Rebekah Lucier Pryles, Jarshen Lin, Alice Li  
**Clinical Endodontics** ●  
 244 pp (hardcover with spiral binding); 410 illus; ©2024;  
 ISBN 978-1-64724-175-9 (B1759);  
**US \$110**

Guides readers through common errors and risk factors, recommendations for preventing mishaps, and methods to manage these challenges.




Brooke Blicher, Rebekah Lucier Pryles, Jarshen Lin  
**Endodontics Review** ●  
 Second Edition  
 352 pp (softcover); 237 illus;  
 ©2022; ISBN 978-0-86715-831-1 (B8311); **US \$78**

Up-to-date and comprehensive review of all the key topics in endodontics.



Rodrigo de Castro Albuquerque, Nelson Renato Silva, Luís Fernando Morgan dos Santos Alves  
**Prefabricated Posts**  
 From Conventional to Digital  
 280 pp; 1,023 illus; ©2024;  
 ISBN 978-1-78698-144-8 (BG173);  
**US \$148**

Focuses on preserving the healthy tooth structure as much as possible using both conventional and digital methodologies.



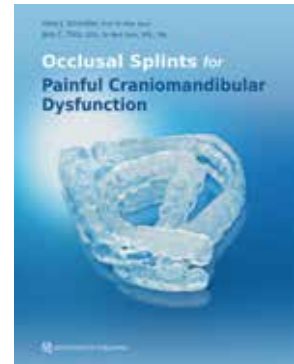
**NEW**

Steve Carstensen,  
Ken Berley  
**The Clinician's Handbook for Dental Sleep Medicine**  
Second Edition  
368 pp (softcover);  
125 illus; ©2025;  
ISBN 978-1-64724-196-4  
(B1964); **US \$88**


Updated edition of the bestselling book on how to incorporate dental sleep medicine into an existing dental practice. Includes contributions from experts in physical therapy, myofunctional therapy, rhinomanometry, and proper breathing.




Gilles J. Lavigne, Peter A. Cistulli,  
Michael T. Smith (Eds)  
**Sleep Medicine for Dentists** ●  
An Evidence-Based Overview,  
Second Edition  
224 pp; 40 illus; ©2020;  
ISBN 978-0-86715-828-1 (B8281);  
**US \$50**  
Explains the neurobiologic mechanisms of sleep and how they can be affected by breathing disorders, bruxism, and pain.




Hans Jürgen Schindler,  
Jens Christoph Türp (Eds)  
**Occlusal Splints for Painful Craniomandibular Dysfunction** ●  
184 pp; 250 illus; ©2022;  
ISBN 978-0-86715-795-6 (B7956);  
**US \$48**  
Practical guide for the treatment of craniomandibular dysfunction.



Gary D. Klasser, Marcela Romero Reyes (Eds)  
**Orofacial Pain** ●  
Guidelines for Assessment, Diagnosis, and Management,  
Seventh Edition  
368 pp (softcover); ©2023;  
ISBN 978-1-64724-037-0 (B0370);  
**US \$65**  
Updated, relevant information on all things orofacial pain from the AAOP.




Daniel A. Paesani (Ed)  
**Bruxism** E  
Theory and Practice  
552 pp; 958 illus; ©2010;  
ISBN 978-1-85097-191-7 (BG081);  
**US \$50**  
Explores the effects of bruxism on the masticatory system and the essentials of treatment.



Martin Gross  
**The Science and Art of Occlusion and Oral Rehabilitation**  
544 pp; 3,406 illus; ©2015;  
ISBN 978-1-85097-215-0 (BL030);  
**US \$160**  
Detailed, up-to-date information on all aspects of occlusion and oral rehabilitation.



Hajime Igarashi, Senichi Suzuki,  
Masafumi Wakita, Taichiro Shono,  
Taichiro Morimoto, Kiyonori Arai (Eds)  
**Orofacial Muscle Training During the Provisional Restoration Therapy**  
160 pp; 600 illus; ©2018;  
ISBN 978-4-7812-0490-1 (BJ016);  
**US \$112**  
How to recover the patient's lost function with implant placement and immediate loading using orofacial muscle training.



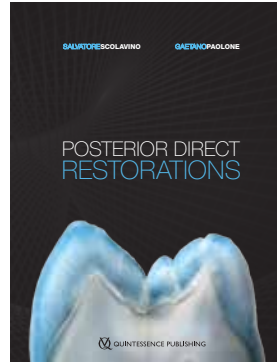
**NEW**

Gaetano Paolone,  
Salvatore Scolavino

## Anterior Direct Restorations

462 pp; 2,450 illus; ©2024;  
ISBN 978-88-7492-055-6  
(BI044); **US \$228**

Explores the concepts essential for understanding shape, emphasizing its fundamental role in achieving esthetic success. Also covered are concepts related to color, including materials with color adjustment potential, and the necessary tools and instruments such as shade guides, methods of isolating the surgical field, and photographic equipment, to ensure the predictable execution of esthetic restorations.



Salvatore Scolavino, Gaetano Paolone

## Posterior Direct Restorations ●

264 pp; 1,642 illus; ©2021;  
ISBN 978-0-86715-823-6 (B8236);  
**US \$168**

Create conservative and esthetic direct restorations of posterior teeth using composite resin.



Jean-François Lasserre

## Fusion Art and Nature in Ceramic Restorations (2-volume set)

792 pp in 2 volumes; 2,266 illus;  
©2024;  
ISBN 978-1-78698-137-0 (BG162);  
**US \$269**

A synthesis of current restorative dentistry, including mimetic, minimal adhesive dentistry, optimal use of new ceramics, and functional integration.



**NEW**

Bora Korkut

## Esthetic Anterior Composite Restorations

400 pp; 1,492 illus; ©2025;  
ISBN 978-1-78698-139-4 (BG175);  
**US \$218**

Esthetic and long-lasting composite restorations for all types of anterior cases.




Newton Fahl Jr, André V. Ritter

## Composite Veneers **E** The Direct-Indirect Technique

296 pp; 1,077 illus; ©2020;  
ISBN 978-0-86715-959-2 (B9592);  
**US \$178**

Achieve improved mechanical properties, excellent esthetics, and unrivaled marginal adaptation and polishing.



**Bestseller**

Pascal Magne, Urs Belser

## Biomimetic Restorative Dentistry **E**

Second Edition (2-volume set)

888 pp in 2 volumes; 2,500 illus;  
©2022; ISBN 978-0-86715-572-3  
(B5723); **US \$460**

Centers on the application of the biomimetic principle in the form of bonded restorations using composite resins and ceramics.



**Forthcoming**

Mario Imburgia


## (Re)smiling

Restyling smiles with vertical veneers


760 pp; 2,800 illus;  
ISBN 978-1-78698-148-6 (BG184);  
**Available Spring 2025**

A practical guide to the milling, preparation, and delivery of vertical monolithic lithium disilicate veneers. These effective protocols are simple to implement in daily practice with predictable results.





Mario F. Romero  
**Minimally Invasive Esthetic Dentistry**  
 "No Drill" Techniques  
 150 pp; 330 illus;  
 ISBN 978-1-64724-212-1 (B2121);  
**Available Summer 2025**  
 Describes the best minimally invasive procedures for improving smile esthetics while preserving the natural tooth structure. Learn more about nightguard bleaching, enamel microabrasion, resin infiltration, and no-prep restorations, as well as tips for achieving great rubber dam isolation.




Marcelo A. Calamita  
**Esthetics in Function** E ●  
 Integrating the Occlusal Principles in the Smile Reconstruction  
 648 pp; 1,462 illus; ©2023;  
 ISBN 978-1-78698-134-9 (BG161);  
**US \$198**  
 Presents protocols containing all the relevant aspects related to case planning and occlusion with different degrees of complexity.




Jordi Manauta, Anna Salat, Walter Devoto, Angelo Putignano  
**Layers 2** E  
 Direct Composites: The Style  
**Italiano Clinical Secrets**  
 544 pp; 2,454 illus; ©2022;  
 ISBN 978-88-7492-090-7 (B1040);  
**US \$258**  
 Solve everyday challenges in esthetic restorative dentistry and encourage the mastery of direct techniques.




Maciej Żarow (Ed)  
**Veneers** ●  
 Fantasy, Risk, Success  
 352 pp; 1,526 illus; ©2023;  
 ISBN 978-1-78698-116-5 (BG156);  
**US \$75**  
 Understand how to fabricate and deliver veneers with outstanding predictability.



Douglas A. Terry  
**Restoring with Flowables** E ●  
 292 pp; 914 illus; ©2017;  
 ISBN 978-0-86715-668-3 (B6683);  
**US \$48**  
 Expand dental treatment options, improve precision and predictability, and reduce chair time with flowables.



Ronaldo Hirata  
**Recipes for composite restorations** E  
 456 pp; 1,076 illus; ©2022;  
 ISBN 978-1-64724-101-8 (B1018);  
**US \$268**  
 Learn how to take the heat and take your restorative protocols to the next level.

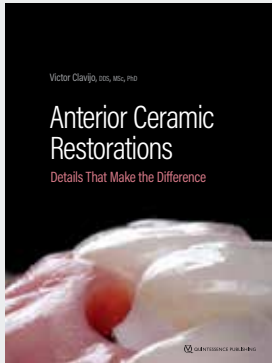


Douglas A. Terry  
**Restoring the Intraradicular Space** ●  
 Esthetic Post Systems  
 268 pp; 895 illus; ©2021;  
 ISBN 978-1-64724-056-1 (B0561);  
**US \$48**  
 Learn the significance of the adhesive design concept when restoring the intraradicular post space.



Douglas A. Terry, Willi Geller  
**Esthetic and Restorative Dentistry**  
 Material Selection and Technique, Third Edition (Book/DVD set)  
 792 pp; 2,584 illus; ©2018;  
 ISBN 978-0-86715-763-5 (B7635);  
**US \$178**  
 A completely updated, revised, and newly illustrated overview of modern esthetic and restorative dentistry.

# Restorative Dentistry




**NEW**

Victor Clavijo  
**Anterior Ceramic Restorations** **E**

**Details That Make the Difference**

464 pp; 2,476 illus; ©2024;  
 ISBN 978-1-78698-135-6 (BG165); **US \$278**

Outlines clinical protocols for ceramic restoration in the esthetic zone, from the basics of esthetic planning to the ins and outs of adhesive cementation. Clinical cases demonstrate the details that make the most difference in achieving optimal results.




Edoardo Foce, Gaetano Noè,  
 Gianfranco Di Febo, Roberto  
 Bonfiglioli, Gianfranco Carnevale

**VEP Vertical Edgeless Preparation**

**Periodontal dominance in prosthetic preparation**

80 pp (softcover); 322 illus;  
 ©2024; ISBN 978-88-7492-213-0 (BI045); **US \$59**

Explains the technique of vertical edgeless preparation, which involves extending the preparation subgingivally to ideally treat the entire exposed root surface as far as the epithelial attachment.



Stefano Bottacchiari

**Composite Inlays and Onlays**

**Structural, periodontal, and endodontic aspects**

572 pp; 3,886 illus; ©2016;  
 ISBN 978-88-7492-019-8 (BI034); **US \$198**

Diagnosis, indications, adhesive systems, cavity preparation, buildup and preparation, inlay and onlay protocols, and more.

# Prosthodontics

Find Prosthodontics titles on our website



Didier Dietschi, Carlo Massimo Saratti, Serge Erpen

**Tooth Wear** ●

**Interceptive treatment approach with minimally invasive protocols**

850 pp; 2,700 illus; ©2023;  
 ISBN 978-1-78698-115-8 (BG160); **US \$348**

How to prevent tooth wear progression and treat tooth wear with indirect and CAD/CAM-produced restorations.



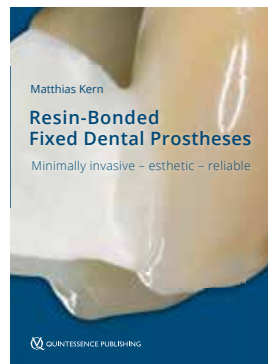
Konrad Meyenberg

**Restorative Gap Management in the Esthetic Zone** ●

**Orthodontics | Direct Composite Bonding | Veneers | Bonded & All-Ceramic Bridges | Implants**

176 pp; 525 illus; ©2023;  
 ISBN 978-1-78698-130-1 (BG163); **US \$98**

A wide spectrum of therapeutic means to deal with gaps in the anterior region.



Matthias Kern

**Resin-Bonded Fixed Dental Prostheses**

Minimally invasive – esthetic – reliable

Matthias Kern

**Resin-Bonded Fixed Dental Prostheses** ●

**Minimally invasive, esthetic, reliable**

264 pp; 888 illus; ©2017;  
 ISBN 978-1-78698-020-5 (BG127); **US \$148**

Protocols necessary to achieve success when replacing incisors, canines, and premolars with single-retainer resin-bonded fixed dental prostheses.



Stefen Koubi

**Laminate Veneers**

**20 Recipes for Smile Design**

708 pp; 1,200+ illus; ©2020;  
 ISBN 978-2-36615-055-1 (BF015); **US \$258**

Enhance the smile while enforcing function and occlusion with laminate veneers.



## Forthcoming




Eric D. Kukučka,  
Nelson R.F.A. Silva  
**Digital Removable Dentures**  
A True Metamorphosis  
ISBN 978-1-64724-192-6 (B1926);  
Available Summer 2025

This book reflects the true power of digital complete dentures. From digital data acquisition to preprosthetic considerations, denture materials and 3D printing, and workflows galore, it details the protocols you'll need to fabricate complete dentures that fit, function, and truly change the life of your patient.



Debora R. Vilaboa, Beatriz R. Vilaboa, Jose Manuel Reuss, Debora Reuss  
**Tooth Wear** ●  
The Quintessential Challenge  
395 pp; 1,284 illus; ©2023;  
ISBN 978-1-78698-120-2 (BG155);  
**US \$180**


Multidisciplinary approach to worn dentitions that promotes early detection, thorough assessment, and conservative treatment.



Kevin D. Huff, Douglas G. Benting  
**The Art of Complete Denture Therapy for the General Practitioner** ●  
216 pp; 451 illus; ©2022;  
ISBN 978-0-86715-967-7 (B9677);  
**US \$148**

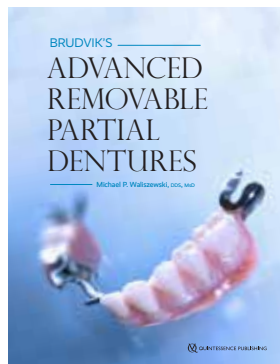
Takes the reader step by step through the process of fabricating removable complete dentures from the very first appointment through impressions, delivery, and maintenance.

## Bestseller



Todd R. Schoenbaum  
**Implant Prosthodontics** ●  
Protocols and Techniques for Fixed Implant Restorations  
264 pp; 682 illus; ©2022;  
ISBN 978-1-64724-053-0 (B0530);  
**US \$160**

The most attractive and useful book on implant restoration you'll find.




Michael P. Waliszewski  
**Brudvik's Advanced Removable Partial Dentures** ●  
256 pp; 603 illus; ©2022;  
ISBN 978-1-64724-102-5 (B1025);  
**US \$130**

Learn the intricacies of complex removable partial dentures.




Michael I. MacEntee  
**The Complete Denture** ●  
A Clinical Pathway, Second Edition (eBook)  
©2014; ISBN 978-0-86715-652-2 (16522); **US \$47.99**  
Learn how to effectively rehabilitate edentulous patients step by step.



Jiro Abe, Kenji Iwaki, Tetsuya Sudo, Kyoko Kokubo  
**Mandibular Suction-effective Denture**  
"The Professional"—Clinical and Laboratory Technique for Class I/II/III with Aesthetics  
188 pp (softcover); 650 illus;  
©2019; ISBN 978-4-7812-0676-9 (BJ003); **US \$130**

Describes the background of the mandibular suction-effective denture and how it can be used in clinical practice.



**NEW**

Marko Jakovac

**Protocol**  
Standardisation in Fixed Prosthodontics

732 pp; 1,200 illus; ©2024;  
ISBN 978-1-78698-117-2 (BG170); **US \$320**

Enhance your expertise with this comprehensive text that presents the key steps to success at every stage of therapy: planning, execution, manufacturing, and finalization. Whether you are an experienced clinician or a dental professional seeking to expand your practice, the protocol-driven approach advocated in this text will equip you to achieve consistent and exceptional results with fixed prosthodontic therapy.




Irena Sailer, Vincent Fehmer, Bjarni Pjetursson

**Fixed Restorations** ●

**A Clinical Guide to the Selection of Materials and Fabrication Technology**

752 pp; 2,750 illus; ©2021;  
ISBN 978-1-78698-027-4 (BG138); **US \$260**

Timely and comprehensive guide to modern reconstructive dentistry.




**Forthcoming**

Paul Sipos, Andreas Nolte

**Casebook**

392 pp; 1,000 illus;  
ISBN 978-1-78698-138-7 (BG176); **Available Spring 2025**

Showcases clinical procedures to treat anterior dental anomalies with implants.



**Classic**


Herbert T. Shillingburg Jr, David A. Sather, Edwin L. Wilson Jr, Joseph R. Cain, Donald L. Mitchell, Luis J. Blanco, James C. Kessler

**Fundamentals of Fixed Prosthodontics** ●

Fourth Edition

584 pp; 1,455 illus; ©2012;  
ISBN 978-0-86715-475-7 (B4757); **US \$78**

An introduction to prosthodontic techniques using fixed partial dentures and cast metal, metal-ceramic, and all-ceramic restorations.



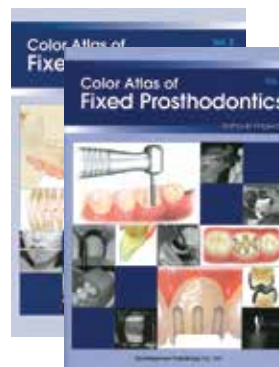
Lino Calvani

**Fundamentals of Treatment Planning** ●

**Guidelines on how to develop, plan, write, and deliver a prosthodontic care project**

308 pp; 97 illus; ©2020;  
ISBN 978-0-86715-792-5 (B7925); **US \$100**

Prosthodontic treatment planning, tools, and more.



Yoshiyuki Hagiwara

**Color Atlas of Fixed Prosthodontics**

Volume 1

196 pp (softcover); 539 illus; ©2013;  
ISBN 978-4-7812-0320-1 (BJ015); **US \$60**

Reviews the fundamental prosthetic protocols.

Volume 2

292 pp (softcover); 1,368 illus; ©2016;  
ISBN 978-4-7812-0480-2 (BJ014); **US \$90**

Reviews practical solutions to clinical problems in prosthodontics to achieve success in prosthetic protocols.



Mauro Fradeani, Giancarlo Barducci

**Esthetic Rehabilitation in Fixed Prosthodontics** ●

**Volume 2: Prosthetic Treatment: A Systematic Approach to Esthetic, Biologic, and Functional Integration**

600 pp; 2,500 illus; ©2008;  
ISBN 978-1-85097-171-9 (BI005); **US \$320**

Achieve optimal results in the esthetic rehabilitation of patients in need of fixed prostheses.





Find Dental Technology titles on our website

**NEW**



Vincent Fehmer (Ed)

## QDT 2025: Mastering Interdisciplinary Treatment

How to Leverage Technology, Clinical Skill, and Technical Artistry to Achieve Exquisite Outcomes: Volume 47

276 pp; 742 illus; ©2025; ISBN 978-1-64724-201-5 (JQ635); **US \$178**

QDT 2025 focuses on the whole picture of interdisciplinary dentistry, highlighting how clinician and technician work together to achieve predictable and esthetic outcomes. This year's issue is stacked with several articles on FP1 prostheses and the digital workflows and procedures required for their planning and delivery, as well as multiple articles on minimally invasive laminate veneers and other topics relevant to daily practice.




Vincent Fehmer (Ed)

## Quintessence of Dental Technology 2024 ●

Volume 46

260 pp; 730 illus; ©2024; ISBN 978-1-64724-189-6 (JQ634); **US \$168**

Showcases complex cases and focuses on how digital technologies can help to simplify treatment. The pivotal role of proper diagnosis and documentation—the cornerstone of successful dental treatment—is emphasized throughout.



Vincent Fehmer (Ed)

## Quintessence of Dental Technology 2023 ●

Volume 45

256 pp; 765 illus; ©2023; ISBN 978-1-64724-143-8 (JQ633); **US \$168**

Inaugural issue under editor-in-chief Vincent Fehmer, MDT.




Sillas Duarte Jr (Ed)

## Quintessence of Dental Technology 2021/2022 ●

Volume 44

256 pp; 1,000+ illus; ©2021; ISBN 978-1-64724-069-1 (JQ632); **US \$148**




Hilton Riquieri

## Dental Anatomy and Morphology ●

332 pp; 1,507 illus; ©2019; ISBN 978-0-86715-770-3 (B7703); **US \$172**

Capture and recreate dental anatomy and morphology.

**Classic**



Shigeo Kataoka, Yoshimi Nishimura  
English edition edited by Avishai Sadan

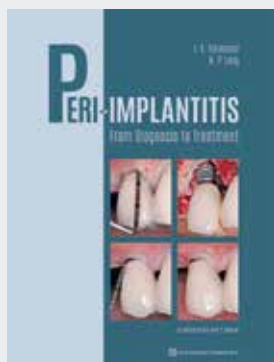
## Nature's Morphology

An Atlas of Tooth Shape and Form

100 pp; 336 illus; ©2002; ISBN 978-0-86715-411-5 (B411X); **US \$68**

Beautifully illustrated atlas for restorative dentists and technicians.

Be sure to check our clearance brochure to stock up on back issues of QDT!



**NEW**

Ioannis K. Karoussis,  
Niklaus P. Lang

### Peri-Implantitis

From Diagnosis to Treatment

264 pp; 1,045 illus; ©2024;  
ISBN 978-1-78698-145-5 (BG178); **US \$168**

This comprehensive book summarizes and assesses all the available information on peri-implant tissue pathology. An invaluable source of information and clinical guidance for clinicians and students regarding the prevention, diagnosis, and successful treatment of peri-implant diseases.



Leandro Chambrone, Gustavo Avila Ortiz

### Tissues E

Critical Issues in Periodontal and Implant-Related Plastic and Reconstructive Surgery

624 pp; 2,500+ illus; ©2022;  
ISBN 978-0-86715-963-9 (B9639); **US \$328**

A true masterpiece in periodontology.




Alberto Monje, Hom-Lay Wang (Eds)

### Unfolding Peri-Implantitis

Diagnosis, Prevention, Management

836 pp; 1,800 illus; ©2024;  
ISBN 978-1-78698-147-9 (BG186); **US \$360**

Peri-implantitis is a complication everyone wants to avoid. Learn how the experts do it.



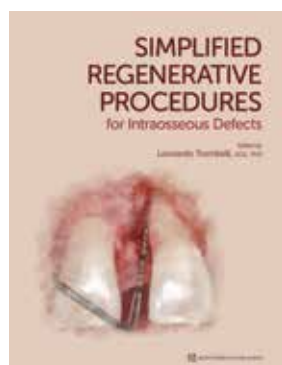
Fernando Suárez (Ed)

### Periodontics ●

The Complete Summary

368 pp (softcover); 270 illus;  
©2021; ISBN 978-0-86715-960-8 (B9608); **US \$108**

Invaluable study guide for students and residents on a broad range of topics.




Leonardo Trombelli (Ed)

### Simplified Regenerative Procedures ●

for Intraosseous Defects

152 pp; 524 illus; ©2020;  
ISBN 978-0-86715-945-5 (B9455); **US \$48**

Presents simplified procedures for surgical and nonsurgical regenerative treatment.




Deborah A. Termeie

### Periodontal Review Q&A ●

Second Edition

440 pp (softcover); 224 illus; ©2020;  
ISBN 978-0-86715-829-8 (B8298); **US \$38**

Bestselling review guide to prepare students for periodontal examinations as well as clinical practice.




Richard J. Miron, Yufeng Zhang (Eds)

### Next-Generation Biomaterials for Bone & Periodontal Regeneration ●

384 pp; 960 illus; ©2019;  
ISBN 978-0-86715-796-3 (B7963); **US \$148**

Teaches clinicians how to select and utilize biomaterials in an appropriate, predictable, and evidence-based manner.



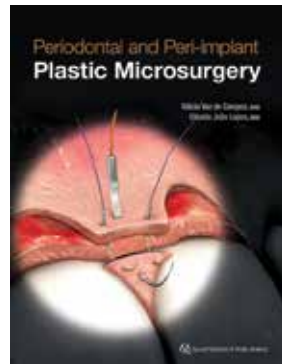
Matthias Rzeznik

## Clinical Periodontics ●

A Modern and Preventive Approach

312 pp; 553 illus; ©2023;  
ISBN 978-1-78698-140-0 (BG169);  
**US \$75**

Describes a simplified and innovative approach to the prevention and management of periodontal diseases.



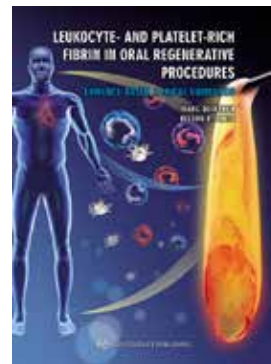
Glécio Vaz de Campos, Cláudio Julio Lopes

## Periodontal and Peri-implant Plastic Microsurgery ●

Minimally Invasive Techniques with Maximum Precision

368 pp; 1,247 illus; ©2021;  
ISBN 978-0-86715-819-9 (B8199);  
**US \$148**

Learn how to perform conservative, biologic, and predictable procedures with the greatest precision possible.



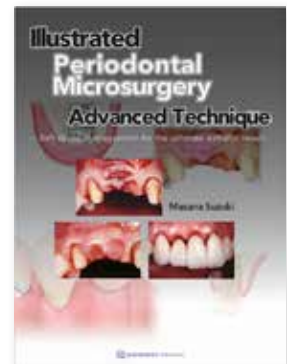
Marc Quirynen, Nelson R. Pinto

## Leukocyte- and Platelet-Rich Fibrin in Oral Regenerative Procedures ●

Evidence-Based Clinical Guidelines

296 pp; 830 illus; ©2022;  
ISBN 978-1-78698-105-9 (BG147); **US \$110**

An evidence-based evaluation of the benefits of L-PRF in periodontal and maxillofacial surgery as well as in chronic wound therapy.



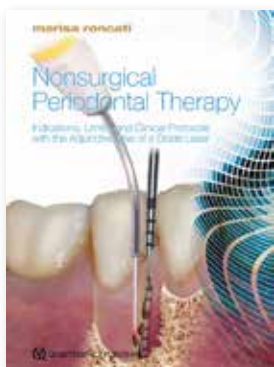
Masana Suzuki

## Illustrated Advanced Technique of Periodontal Microsurgery

Soft tissue management for the ultimate esthetic result

152 pp (softcover); 84 illus;  
©2022; ISBN 978-4-7812-0906-7 (BJ017); **US \$100**

Sound advice on advanced microsurgical techniques for soft tissue management with end results in mind.



Marisa Roncati

## Nonsurgical Periodontal Therapy E

Indications, Limits, and Clinical Protocols with the Adjunctive Use of a Diode Laser

416 pp; 1,388 illus; ©2017;  
ISBN 978-88-7492-045-7 (BI033);  
**US \$130**

Describes the most effective manual instrumentation, the adjunctive use of the diode laser, and guidelines for periodontal maintenance.



Book and DVD set price \$500

Otto Zuhr, Marc Hürzeler

## Plastic-Esthetic Periodontal and Implant Surgery E

A Microsurgical Approach

872 pp; 1,898 illus; ©2012;  
ISBN 978-1-85097-226-6 (BG101);  
**US \$380**

A comprehensive overview of the principles, indications, and clinical techniques of plastic-esthetic periodontal and implant microsurgery.




Otto Zuhr, Marc Hürzeler

## Plastic-Esthetic Periodontal and Implant Surgery

The Special DVD Compendium (4-volume DVD-ROM set)

485 min; ©2016;  
ISBN 978-1-85097-294-5 (C3110);  
**US \$175**

Showcases the minimally invasive microsurgical techniques featured in the bestselling book.



Vincent Ronco

## Tunneling

A Comprehensive Concept in Periodontal Plastic Surgery

304 pp; 682 illus; ©2022;  
ISBN 978-1-64724-138-4 (B1384);  
**US \$188**

A tour de force for tunneling protocols.



Forthcoming



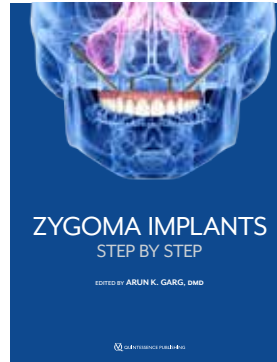
Otto Zuhr, Marc Hürzeler

## Decision-Making at the Crossroads between Periodontology and Implant Dentistry

A Call for Personalized Oral Medicine

1,900 pp in 3 volumes; 4,900 illus; ©2023; ISBN 978-1-78698-126-4 (BG180); Available Spring 2025

In this groundbreaking three-volume compendium, the authors demonstrate, among other things, how to achieve healthy and stable gingival and peri-implant soft tissue, considering the latest evidence and the individual risk profiles and needs of patients.




Arun K. Garg (Ed)

## Zygoma Implants ●

Step by Step

216 pp; 559 illus; ©2023; ISBN 978-1-64724-157-5 (B1575); US \$148

Equips the experienced implant surgeon with comprehensive knowledge of every facet of the surgical and prosthetic treatment protocols for zygoma implant therapy.



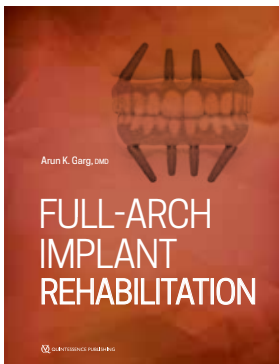
Edmond Bedrossian, E. Armand Bedrossian

## Understanding Zygoma Implants ●

Biomechanical, Surgical, and Prosthetic Principles

320 pp; 1,300 illus; ©2024; ISBN 978-1-64724-195-7 (B1957); US \$218

Cut through the confusion with need-to-know information on the relevant anatomy, implant design and biomechanics, and top-notch treatment protocols for zygoma implants.




Arun K. Garg

## Full-Arch Implant Rehabilitation ●

120 pp (softcover); 440 illus; ©2019; ISBN 978-0-86715-809-0 (B8090); US \$89

How the FAIR protocol works, who it should be used for, and methods to implement it successfully.




Byung-Ho Choi, Seung-Mi Jeong

## Digital Full Arch

314 pp; 1,091 illus; ©2022; ISBN 978-89-85917-21-6 (BK001); US \$250

Scientific proof of the efficacy of the digital full-arch system for All-on-4 and All-on-6 implant treatments as well as the proper techniques for their use.



Arun K. Garg

## Bone ●

Biology, Harvesting, and Grafting for Dental Implants, Second Edition

332 pp; 1,966 illus; ©2024; ISBN 978-1-64724-170-4 (B1704); US \$168

Covers the biology of bone and how dental implants work within that framework as well as the many procedures for harvesting bone and using it to augment sites for implant placement.



Carlos Aparicio

## Advanced Zygomatic Implants ●

The ZAGA Concept

352 pp; 1,142 illus; ©2023; ISBN 978-1-64724-169-8 (B1698); US \$198

Learn the ins and outs of planning and placing zygomatic implants and providing good follow-up care.






Roberto Rossi  
**Building Better Bone**  
 A Comprehensive Guide to GBR techniques

408 pp; 1,360 illus; ©2024;  
 ISBN 978-88-7492-096-9 (B1043);  
**US \$228**

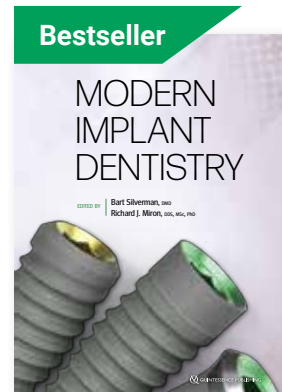
This book is intended to be a "recipe manual" for how to help build better bone, including varied protocols representing the state of the art in modern dentistry.



Corrado Piconi, Mutlu Özcan  
**Zirconia**  
 Material Properties and Surgical Principles for Dental Implants and Restorations

ISBN 978-1-64724-200-8 (B2008);  
**Available Summer 2025**


Covers the biomechanical and biologic properties of ceramic dental materials and practical considerations such as material selection and surgical implementation.



Bart Silverman, Richard J. Miron (Eds)  
**Modern Implant Dentistry**

472 pp; 1,738 illus; ©2023;  
 ISBN 978-1-64724-160-5 (B1605);  
**US \$228**

A comprehensive look at the state of implant dentistry today, equipping clinicians to practice implant dentistry safely and predictably.




Edmond Bedrossian, E. Armand Bedrossian, Lawrence E. Brecht (Eds)

**The Immediacy Concept** ●  
 Treatment Planning from Analog to Digital

408 pp; 1,153 illus; ©2022;  
 ISBN 978-1-64724-042-4 (B0424);  
**US \$198**

Immediate loading meets digital treatment planning.



Daniel Buser (Ed)  
**30 Years of Guided Bone Regeneration** ●  
 Third Edition

344 pp; 1,040 illus; ©2022;  
 ISBN 978-0-86715-803-8 (B8038);  
**US \$168**

A comprehensive guide to the materials, indications, techniques, timing, and results of GBR.



Daniel Buser  
**Surgical Concepts to Handle Esthetic Failures in Implant Patients**  
 (5-volume DVD set)

120 min; ©2017;  
 ISBN 978-1-78698-011-3 (C0962);  
**US \$138**

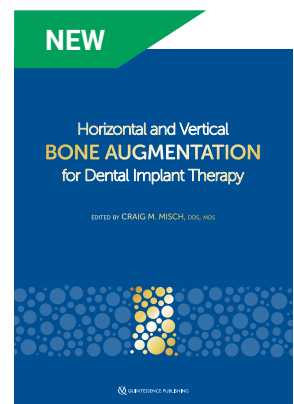
Individual volumes are available for **US \$35 each**.  
 The surgical concepts used to treat the most common esthetic failures.



Hervé Buatois, Nicolas Guillon  
**The Quokka protocol**  
 Immediacy in modern implantology

448 pp; 1,479 illus; ©2024;  
 ISBN 978-2-36615-078-0 (BF017);  
**US \$196**

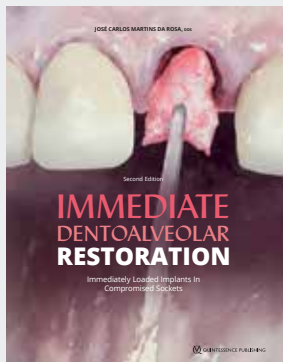
A standardized approach to immediate implantation and immediate loading.



Craig M. Misch (Ed)  
**Horizontal and Vertical Bone Augmentation for Dental Implant Therapy**

384 pp; 1,800 illus; ©2024;  
 ISBN 978-1-64724-125-4 (B1254);  
**US \$268**

Presents the assessment criteria and biologic principles required to make clinical decisions as well as the techniques and materials needed to successfully perform horizontal and vertical bone augmentation.



**NEW**


José Carlos Martins da Rosa

## Immediate Dentoalveolar Restoration

Immediately Loaded Implants in Compromised Sockets, Second Edition

272 pp; 1,550 illus; ©2024; ISBN 978-1-64724-171-1 (B1711); **US \$228**

Provides step-by-step explanation of the protocols for immediate dentoalveolar restoration, featuring minimally invasive and flapless procedures, use of the maxillary tuberosity for graft harvesting, immediate loading, and correct crown contouring for an adequate emergence profile.



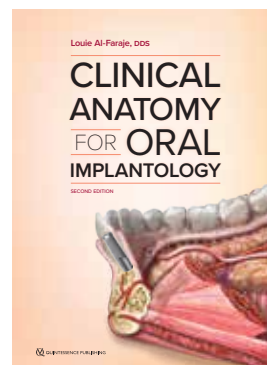
John Beumer III, Robert F. Faulkner, Kumar C. Shah, Benjamin M. Wu (Eds)

## Fundamentals of Implant Dentistry

Volume 1: Prosthodontic Principles, Second Edition

624 pp; 2,500 illus; ©2022; ISBN 978-0-86715-952-3 (B9523); **US \$158**

Takes the reader through the foundational principles of implant dentistry from evaluation to restoration.



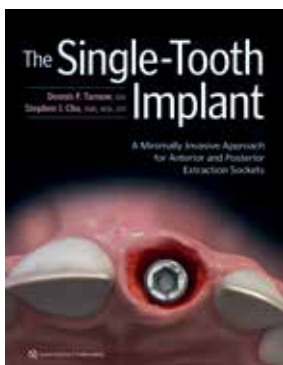
Louie Al-Faraje

## Clinical Anatomy for Oral Implantology

Second Edition

320 pp; 565 illus; ©2021; ISBN 978-1-64724-038-7 (B0387); **US \$178**

A must-have for any implant surgeon.



Dennis P. Tarnow, Stephen J. Chu  
**The Single-Tooth Implant** **E** ●

A Minimally Invasive Approach for Anterior and Posterior Extraction Sockets

240 pp; 1,117 illus; ©2020; ISBN 978-0-86715-771-0 (B7710); **US \$168**

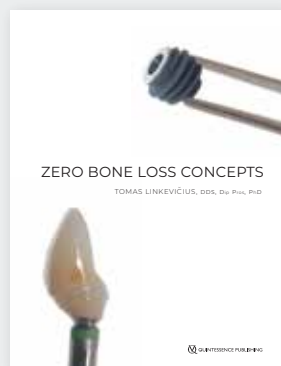
The protocols showcased in this book will make patient care faster, easier, simpler, more predictable, and, in many cases, less costly.



Louie Al-Faraje  
**Oral Implantology Review** ●

Second Edition  
272 pp (softcover); 78 illus; ©2023; ISBN 978-1-64724-156-8 (B1568); **US \$128**

Features over 800 practice questions on oral implantology.



**Bestseller**

Tomas Linkevicius  
**Zero Bone Loss Concepts** **E** ●

304 pp; 1,231 illus; ©2019; ISBN 978-0-86715-799-4 (B7994); **US \$198**

Our bestselling book 6 years running, this book is an invaluable guide to preventing bone loss in implant patients. The author presents different strategies that can be used to achieve zero bone loss years after treatment, detailing both the surgical and prosthetic components of treatment.

## ITI Treatment Guides



France Lambert, Adam Hamilton

### ITI Treatment Guide, Vol 14 ●

**Immediate Implant Placement and Loading: Single or Multiple Teeth Requiring Replacement**

288 pp; 856 illus; ©2023; ISBN 978-1-78698-127-1 (BG164); **US \$98**  
A comprehensive overview on immediate implant placement and immediate loading protocols for replacement of single or multiple teeth requiring extraction.



Daniel Buser, Dieter Weingart, Hideaki Katsuyama

### ITI Treatment Guide Sinus Floor Elevation Procedures (DVD-ROM)

54 min; ©2011; ISBN 978-1-85097-224-2 (C1100); **US \$98**

Five live surgical procedures demonstrating the use of lateral window protocols, simultaneous graft placement, bone harvesting, and piezoelectric surgery.

Series editors: Daniel Buser, Daniel Wismeijer, Urs Belser, Stephen Chen, Steven Bartor, Nikos Donos

### ITI Treatment Guide Series

This series is a compendium of evidence-based implant therapy techniques and procedures for daily practice.

#### Volume 13—Prevention and Management of Peri-Implant Diseases **E ●**

200 pp; 280 illus; ©2022; ISBN 978-1-78698-111-0 (BG150); **US \$98**

#### Volume 12—Peri-implant Soft-Tissue Integration and Management **E ●**

224 pp; 672 illus; ©2021; ISBN 978-1-78698-101-1 (BG013); **US \$98**

#### Volume 11—Digital Workflows in Implant Dentistry **E ●**

316 pp; 855 illus; ©2019; ISBN 978-3-86867-385-2 (BG012); **US \$98**

#### Volume 10—Implant Therapy in the Esthetic Zone **E ●**

444 pp; 1,386 illus; ©2017; ISBN 978-3-86867-343-2 (BG011); **US \$98**

#### Volume 9—Implant Therapy in the Geriatric Patient **E F ●**

312 pp; 500 illus; ©2016; ISBN 978-3-86867-311-1 (BG010); **US \$98**

#### Volume 8—Biological and Hardware Complications in Implant Dentistry **E F ●**

232 pp; 515 illus; ©2015; ISBN 978-3-86867-240-4 (BG009); **US \$98**

#### Volume 7—Ridge Augmentation Procedures in Implant Patients: A Staged Approach **E F ●**

232 pp; 598 illus; ©2014; ISBN 978-3-86867-217-6 (BG008); **US \$98**

#### Volume 6—Extended Edentulous Spaces in the Esthetic Zone **E ●**

276 pp; 810 illus; ©2012; ISBN 978-3-86867-141-4 (BG007); **US \$98**

#### Volume 5—Sinus Floor Elevation Procedures **E ●**

232 pp; 621 illus; ©2011; ISBN 978-3-938947-18-0 (BG006); **US \$98**

#### Volume 4—Loading Protocols in Implant Dentistry: Edentulous Patients **E F ●**

248 pp; 746 illus; ©2010; ISBN 978-3-938947-16-6 (BG005); **US \$98**

#### Volume 3—Implant Placement in Post-Extraction Sites: Treatment Options ●


216 pp; 553 illus; ©2009; ISBN 978-3-938947-14-2 (BG004); **US \$98**

#### Volume 2—Loading Protocols in Implant Dentistry: Partially Dentate Patients ●

184 pp; 420 illus; ©2007; ISBN 978-3-938947-12-8 (BG003); **US \$98**

#### Volume 1—Implant Therapy in the Esthetic Zone: Single-Tooth Replacements ●

268 pp; 763 illus; ©2006; ISBN 978-3-938947-10-4 (BG002); **US \$98**



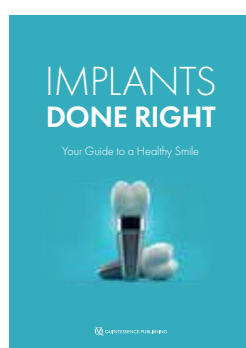
Anthony Dawson, William Martin, Waldemar Polido

### The SAC Classification in Implant Dentistry ●

Second Edition

168 pp; 496 illus; ©2022; ISBN 978-1-78698-110-3 (BG152); **US \$118**

An evidence-based framework for assessing the potential difficulty, complexity, and risk of an implant-related treatment.



### Implants Done Right

Your Guide to a Healthy Smile

120 pp (softcover); 91 illus; ©2022; ISBN 978-1-64724-142-1 (B1421); **US \$39**

Educate and encourage your patients to consider dental implants.



Luigi Galasso, Gian Antonio Favero

### Atlas of Complications and Failures in Implant Dentistry

Guidelines for a Therapeutic Approach

340 pp; 705 illus; ©2013; ISBN 978-88-7492-182-9 (B1022); **US \$328**

A guide for diagnosis and treatment of complications.



Ole T. Jensen (Ed)

### The Sinus Bone Graft ●

Third Edition  
288 pp; 948 illus; ©2019; ISBN 978-0-86715-791-8 (B7918); **US \$68**

Describes a variety of techniques to approach and graft the sinus.



Massimo Simion  
**Clinical osseointegration and bone regeneration**

648 pp; 1,888 illus; ©2024;  
 ISBN 978-1-78698-141-7 (BG179);  
**US \$268**


A useful guide for beginners and experts on bone regeneration and peri-implant soft tissue management. A comprehensive collection of concepts that can be used to solve almost all the challenges faced in implant and regenerative clinical practice.



Istvan Urban  
**Vertical 2** ●  
 The Next Level

560 pp; 2,050 illus; ©2022;  
 ISBN 978-1-78698-108-0 (BG143);  
**US \$280**

A continuation of the author's bestselling *Vertical and Horizontal Ridge Augmentation* but at a more advanced level.



Istvan Urban  
**Vertical and Horizontal Ridge Augmentation** E  
 New Perspectives

400 pp; 1,229 illus; ©2017;  
 ISBN 978-1-78698-000-7 (BG122);  
**US \$198**

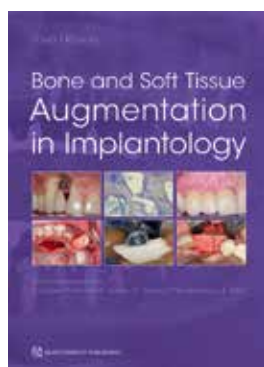
Expertly describes the key features of vertical and horizontal ridge augmentation with GBR.



Enrico Agliardi, Davide Romeo  
**Tilted Implants**  
 Implant-Prosthetic Rehabilitation of the Atrophic Patient

432 pp; 2,091 illus; ©2020;  
 ISBN 978-0-86715-818-2 (B8182);  
**US \$128**


Presents the science, clinical evidence, and various protocols for using tilted implants.



Fouad Khoury  
**Bone and Soft Tissue Augmentation in Implantology** ●  
 Second Edition

756 pp; 2,962 illus; ©2022;  
 ISBN 978-1-78698-104-2 (BG139);  
**US \$260**

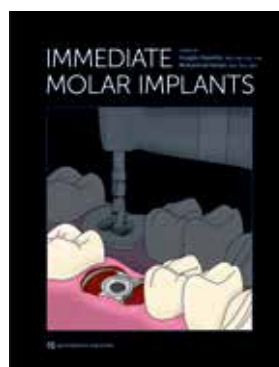
Addresses all the current methods of grafting procedures in implant treatment.



Hendrik Terheyden  
**Augmentation Surgery** ●  
 Biologic Principles, Surgical Techniques, Clinical Challenges

408 pp; 1,383 illus; ©2022;  
 ISBN 978-1-78698-113-4 (BG146);  
**US \$160**

Covers the basic principles and outlines standard augmentation techniques.



Douglas Deporter, Mohammad Ketabi  
**Immediate Molar Implants** ●

252 pp; 725 illus; ©2023;  
 ISBN 978-0-86715-954-7 (B9547);  
**US \$158**

Describes the current best practices to ensure implant success in molar sites.



Ueli Grunder  
**Implants in the Esthetic Zone**  
 A Step by Step Treatment Strategy

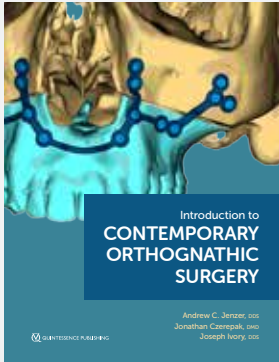
848 pp; 4,049 illus; ©2016;  
 ISBN 978-1-85097-283-9 (BG113);  
**US \$198**

Effective treatment strategies for the esthetic restoration of anterior teeth.





Find Oral Surgery titles on our website




**NEW**

Andrew C. Jenzer, Jonathan Czerepak, Joseph Ivory (Eds)

## Introduction to Contemporary Orthognathic Surgery ●

280 pp; 488 illus; ©2024; ISBN 978-1-64724-124-7 (B1247); **US \$188**

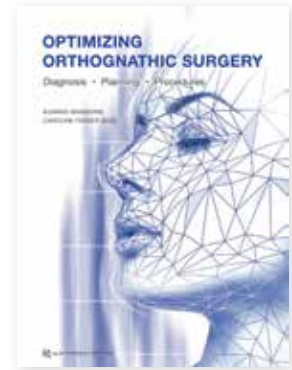
This book draws from the authors' unique experience as military surgeons to guide readers through orthognathic surgery from workup, planning, and maxillary and mandibular surgery to managing complications, emphasizing the critical thinking that informs evidence-based decision-making.



## Essentials of Orthognathic Surgery ● Third Edition

320 pp; 1,165 illus; ©2022; ISBN 978-0-86715-956-1 (B9561); **US \$180**

Essential for anyone practicing orthognathic surgery.

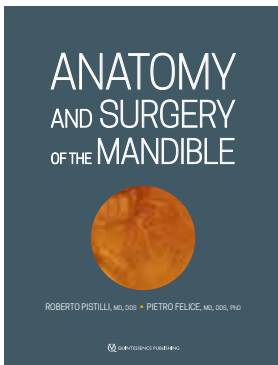


Konrad Wangerin, Caroline Fedder (Eds)

## Optimizing Orthognathic Surgery ●

**Diagnosis, Planning, Procedures**  
416 pp; 1,450 illus; ©2023; ISBN 978-1-78698-121-9 (BG168); **US \$248**

A comprehensive guide to interdisciplinary treatment approaches for dysgnathia correction based on considerations of both orofacial function and facial esthetics.




Roberto Pistilli, Pietro Felice

## Anatomy and Surgery of the Mandible

184 pp; 772 illus; ©2023; ISBN 978-0-86715-944-8 (B9448); **US \$198**

An exceptional guide to understanding the surgical anatomy of the submandibular fossae, the lower lip, the mental foramen, the symphysis and body of the mandible, the retromolar region, and the ascending ramus.

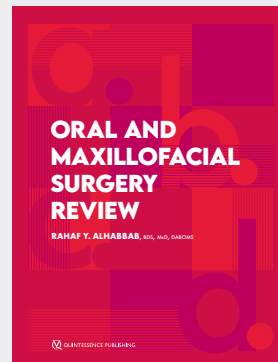


Leonard B. Kaban

## Oral and Maxillofacial Surgery in Children ● (eBook)

2,100 illus; ©2023; ISBN 978-0-86715-965-3 (I9653); **US \$149.99**

An indispensable guide for anyone who performs oral and maxillofacial surgery on growing individuals.



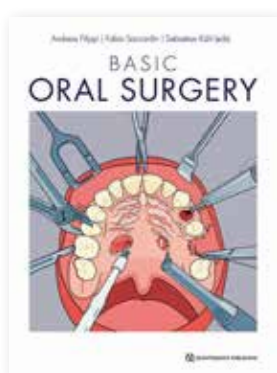
**NEW**

Rahaf Y. Alhabbab

## Oral and Maxillofacial Surgery Review ●

752 pp (softcover); 200 illus; ©2024; ISBN 978-1-64724-190-2 (B1902); **US \$188**

Comprehensive review guide with over 1,700 multiple-choice questions. Topics include anatomy, anesthesia/pharmacology, cleft lip and palate, cosmetic procedures, craniofacial surgery, dental implants and dentoalveolar surgery, infection and pathology, medicine, orthognathics, reconstructive surgery, TMJ, and trauma.

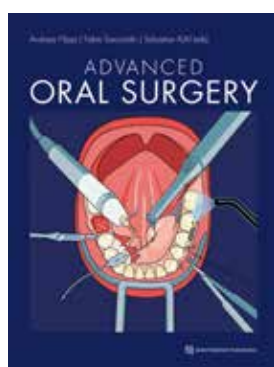


Andreas Filippi, Fabio Saccardin,  
Sebastian Kühl (Eds)

## Basic Oral Surgery ●

240 pp; 543 illus; ©2022;  
ISBN 978-1-78698-118-9 (BG153);  
**US \$75**

Practical oral surgery skills for daily  
practice.



Andreas Filippi, Fabio Saccardin,  
Sebastian Kühl (Eds)

## Advanced Oral Surgery

320 pp; 450 illus; ©2023;  
ISBN 978-1-78698-133-2 (BG158);  
**US \$138**

Develop your oral surgery skills  
further.




Giovanni Zucchelli, Claudio Mazzotti

## Mucogingival esthetic surgery around implants

**E**  
(2-volume set)

1,100 pp in 2 volumes; 6,557 illus;  
©2022; ISBN 978-88-7492-091-4  
(BI041); **US \$385**

Masterfully illustrates the importance  
of soft tissues for the esthetic and  
functional success of implants.



A. Burak Çankaya, Korkud Demirel

## The Art of Dental Suturing ●

A Clinical Guide

112 pp; 141 illus; ©2021;  
ISBN 978-1-78698-103-5 (BG142);  
**US \$78**

A complete guide to the various  
wound closure methods and tech-  
niques required in dental surgery.

# Cell-to-Cell Communication

Find these Cell-to-Cell  
titles on our website



Reinhard Gruber, Bernd Stadlinger,  
Hendrik Terheyden

## Volume 7—Cell Atlas— Visual Biology in Oral Medicine ●

244 pp; 298 illus; ©2022;  
ISBN 978-1-78698-107-3  
(BG151); **US \$108**

Explores how we can regenerate  
tissues and heal diseases by con-  
trolling the language of cells.



Tord Berglundh, Søren Jepsen,  
Bernd Stadlinger, Hendrik  
Terheyden

## Volume 6— Peri-implantitis and Its Prevention (DVD-ROM)

15 min; ©2019;  
ISBN 978-1-78698-021-2 (C3033);  
**US \$128**

Visualizes the intercellular  
processes involved as peri-implant  
tissue transitions from health to  
mucositis to peri-implantitis.



Bernd Stadlinger, Hendrik  
Terheyden

## Volume 3—Periodontal Regeneration (DVD-ROM)

14 min; ©2014;  
ISBN 978-1-85097-280-8 (C3008);  
**US \$128**

The complex mechanisms of the  
periodontal system.



Bernd Stadlinger, Hendrik  
Terheyden


## Volume 1— Osseointegration Second Edition (DVD-ROM)

12 min; ©2016;  
ISBN 978-1-85097-295-2 (C3001);  
**US \$128**

Witness the four phases of  
osseointegration.



Find Facial Esthetics titles on our website



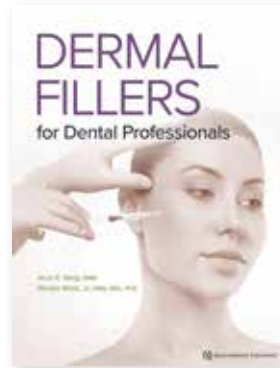
**NEW**

Eloá Luvizuto,  
Thallita Queiroz

### Facial Architecture **E**

512 pp; 1,200 illus; ©2024;  
ISBN 978-1-78698-129-5  
(D1295); **US \$198**

This book is aimed at health professionals who want to learn more about orofacial harmonization techniques. It covers step-by-step botulinum toxin techniques, hyaluronic acid filling techniques, bichectomy procedures, enzymatic liposuction, and facial threads.

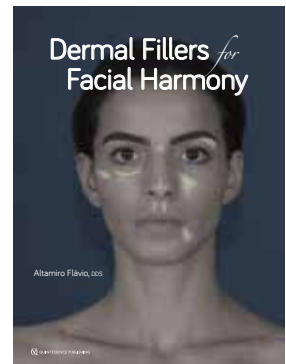


Arun K. Garg, Renato Rossi Jr

### Dermal Fillers for Dental Professionals **●**

208 pp; 645 illus; ©2021;  
ISBN 978-0-86715-830-4 (B8304);  
**US \$98**

An in-depth clinical manual on everything you need to know to provide dermal filler treatment.

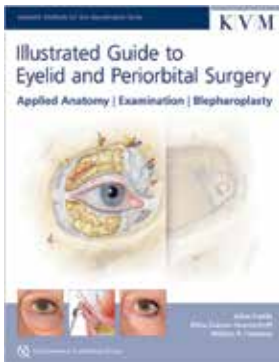


Altamiro Flávio

### Dermal Fillers for Facial Harmony **●**

176 pp; 228 illus; ©2019;  
ISBN 978-0-86715-821-2 (B8212);  
**US \$108**

How to incorporate dermal fillers into your clinical armamentariums.




Alina Fratila, Alina Zubcov-Iwantschew, William P. Coleman

### Illustrated Guide to Eyelid and Periorbital Surgery

Applied Anatomy, Examination, Blepharoplasty

408 pp; 800 illus; ©2015;  
ISBN 978-1-85097-272-3 (D2723);  
**US \$195**

An illustrated step-by-step reference book on periorbital and eyelid surgery.



Paul Winston, Daniel Vincent

### Atlas of Ultrasound-Guided Nerve-Targeted Procedures for Spasticity

180 pp; 300 illus; ©2023;  
ISBN 978-1-78698-128-8 (D1288);  
**US \$195**

The ultimate working aid for anyone wanting to improve clinical outcomes and offer optimal care to patients with spasticity.



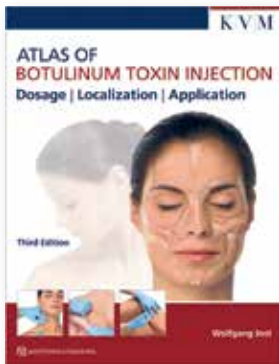
Altamiro Flávio

### Botulinum Toxin for Facial Harmony **●**

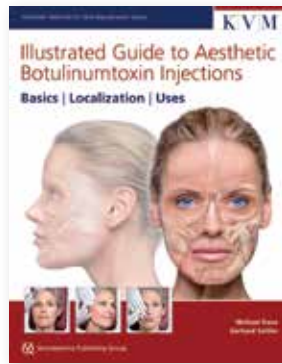
160 pp; 359 illus; ©2018;  
ISBN 978-0-86715-787-1  
(B7871); **US \$78**

This stunning book outlines the many clinical uses for Botox; special attention is paid to the anatomy and physiology of the face and the identification of injection points. Systematic facial analysis, photographic documentation, and treatment planning are covered before detailed treatment instructions including dosage, syringe type, and needle size for each procedure.

# Facial Esthetics



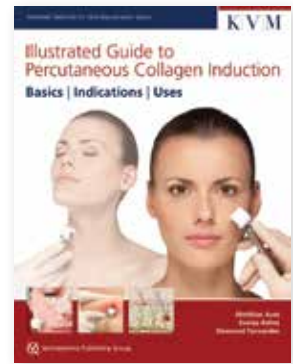
Wolfgang Jost  
**Atlas of Botulinum Toxin Injection**  
 Dosage, Localization, Application, Third Edition  
 306 pp; 590 illus; ©2019;  
 ISBN 978-1-98698-030-4 (D0304);  
**US \$195**  
 All the information necessary for botulinum toxin use.



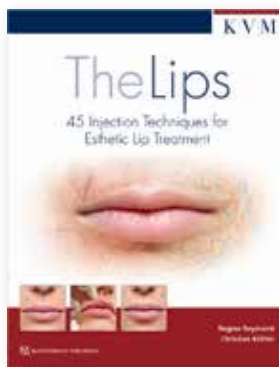
Michael Kane, Gerhard Sattler  
**Illustrated Guide to Aesthetic Botulinumtoxin Injections**  
 Basics, Localization, Uses  
 170 pp; 260 illus; ©2013;  
 ISBN 978-1-85097-250-1 (D2501);  
**US \$195**  
 Step-by-step guide to esthetic botulinum toxin A injections.




Bernard C. Kolster, Uwe Paasch  
**Illustrated Guide to Collagen Induction with Platelet-Rich Plasma (PRP)**  
 Rejuvenation, Face, Neck, Décolletage, Hands  
 196 pp; 641 illus; ©2019;  
 ISBN 978-1-78698-029-8 (D0298);  
**US \$195**  
 How to perform PRP treatments in esthetic medicine. Striking photographic case histories demonstrate the possibilities and limitations of this method.




Matthias Aust, Svenja Bahte, Desmond Fernandes  
**Illustrated Guide to Percutaneous Collagen Induction**  
 Basics, Indications, Uses  
 224 pp; 434 illus; ©2013;  
 ISBN 978-1-85097-253-2 (D2532);  
**US \$178**  
 Describes the application of percutaneous collagen induction—also known as medical needling—to rejuvenate scars, lines, sagging skin, and stretch marks.




Regine Reymond, Christian Köhler  
**The Lips**  
 45 Injection Techniques for Esthetic Lip Treatment  
 356 pp; 640 illus; ©2022;  
 ISBN 978-1-78698-109-7 (D1097);  
**US \$148**  
 Equips clinicians with all the key information to optimize lip treatments in esthetic medicine.



Gerhard Sattler, Uliana Gout  
**Illustrated Guide to Injectable Fillers**  
 Basics, Indications, Uses  
 294 pp; 380 illus; ©2016;  
 ISBN 978-1-85097-251-8 (D2516);  
**US \$195**  
 Step-by-step instructions for treatment of the midface, periorbital region, nasolabial folds, lips, marionette lines, forehead, and chin with hyaluronic acid fillers.



Mark G. Rubin, Nanna Y. Schürer, Luitgard G. Wiest, Uliana Gout  
**Illustrated Guide to Chemical Peels**  
 Basics, Indications, Uses  
 204 pp; 306 illus; ©2014;  
 ISBN 978-1-85097-252-5 (D2525);  
**US \$195**  
 Outlines the steps for accomplishing successful chemical peels.



Britta Knoll, Gerhard Sattler (Ed)  
**Illustrated Atlas of Esthetic Mesotherapy**  
 Active Substances, Dosage, Administration  
 138 pp; 215 illus; ©2012;  
 ISBN 978-1-85097-232-7 (D2327);  
**US \$178**  
 Introduces the practice of esthetic mesotherapy and arms clinicians with what they need to know to get started.





Andrea Perlingeiro

## Esculpiendo rostros

540 pp; 769 ilus; ©2021; ISBN 978-65-88546-29-1 (E6291); **US \$130**

El prefacio del profesor Dr. José Mondelli define a la perfección esta obra: "Clasifico Esculpiendo Rostros,

de la profesora Andrea Perlingeiro, como una literatura que aporta un verdadero compendio de principios estéticos modernos que preserva la ciencia de los clásicos que guiaron la armonización orofacial moderna."



Pedro Morchón


## El camino hacia el éxito de tu clínica dental

Segunda edición

244 pp; ©2018; ISBN 978-84-89873-76-6 (E3766); **US \$73**

Este libro ayuda al médico a identificar a sus

pacientes meta o ideales, a diferenciar su práctica de todas las demás y a entender porqué tales diferencias son valiosas para ganarse la lealtad y la recomendación de sus pacientes.



Naoshi Sato

## Cirugía periodontal

Atlas clínico

448 pp; 2,820 ilus; ©2002; ISBN 978-84-89873-27-8 (E3278); **US \$200**

Este atlas es una lectura comprensiva que explora múltiples opciones en

cirugía periodontal. Enfatiza y aclara, paso a paso, procedimientos generativos y clínicos con ilustraciones, fotografías y tablas de resúmenes que clarifican resultados, análisis y consejos clínicos.




## Medicina dental del sueño en niños y adultos

196 pp; 200 ilus; ©2014; ISBN 978-84-89873-51-3 (E3513); **US \$60**

De forma clara y precisa, este libro explica todo lo relacionado con el sueño

humano y su patología. Un libro eminentemente práctico para los dentistas, estomatólogos y cirujanos maxilofaciales en el que se aborda todo un sistema nuevo de diagnóstico y tratamiento del ronquido y la apnea obstructiva del sueño.



Andrea Tedesco

## Armonización facial

La nueva cara de la odontología

456 pp; 943 ilus; ©2021; ISBN 978-85-480-0095-9 (E0959); **US \$110**

El diagnóstico comienza con el análisis facial, el

visagismo y la fotografía digital orofacial. Se abordan ampliamente las técnicas de inducción de colágeno, así como la aplicación de toxina botulínica y rellenos. Las técnicas de relleno facial completo, rinomodelado y esculptura de labios se detallan en función de la anatomía y se describen, paso a paso, en los casos clínicos.



Gabriela Giro, Danilo Duarte, Murilo Feres

## Armonización orofacial

La otra cara de la odontología

132 pp; 334 ilus; ©2021; ISBN 978-85-480-0096-6 (E0966); **US \$32**

Este libro busca acercar

a los lectores a los aspectos legales actuales de la armonización orofacial (OFH), para que los cirujanos dentistas puedan trabajar legalmente dentro de lo permitido, mientras busca mostrar diferentes enfoques dentro de la OFH.



Enrique M. Merino

## Microcirugía endodóncica

356 pp; 1,164 ilus; ©2009; ISBN 978-84-89873-43-8 (E3438); **US \$104**

Este libro guía, paso a paso, al lector a través de cada fase del tratamiento de microcirugía

endodóncica: anestesia, remoción de tejido, creación de una ventana de osteotomía, curetaje dental, hemostasis, apicectomía, preparación ultrasónica de la retrocavidad, secado, obturación y suturas.



Luis Cuadrado de Vicente

## Di'gital Arch. El arte de la implantología full digital

2 Volúmenes

680 pp; ©2022; ISBN 978-84-89873-88-9 (E3889); **US \$360**

En este libro el Dr. Cuadrado nos muestra una solución sencilla, predecible y reproducible para llevar a cabo la carga inmediata full digital en horas, de una manera sencilla, que permita realizar la prótesis final en un entorno digital total.



Antonio Celória

## Armonización funcional orofacial

Arte, ciencia y práctica

180 pp; 276 ilus; ©2021; ISBN 978-85-480-0097-3 (E0973); **US \$67**

Este libro, bien fundamentado en el campo de la armonización

funcional orofacial, orienta al lector sobre cómo tratar al paciente, comprender la armonía facial en los tres tercios que componen el rostro y cómo tratar las complicaciones que puedan ocurrir.



Enrico Cogo, Pietro Sibilla, Roberto Turrini

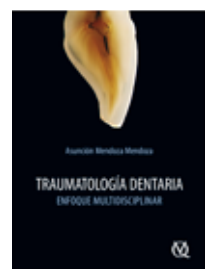
## Blanqueamiento dental

Métodos para el éxito

264 pp; 570 ilus; ©2014; ISBN 978-84-89873-61-2 (E3612); **US \$66**

Un gran número de profesionales ha trabajado

"a ciegas" con los nuevos productos que salen al mercado, confiando plenamente en las indicaciones del fabricante. Este libro documenta y contrasta con la literatura existente aplicaciones paso a paso, resultados, experiencias y problemas que se han encontrado en los numerosos tratamientos de blanqueamiento dental.



Asunción Mendoza

## Traumatología dentaria

Enfoque multidisciplinario, 2 Volúmenes

1,076 pp; 1,500 ilus; ©2021; ISBN 978-84-89873-83-4 (E3834); **US \$242**

La Dra. Mendoza nos ofrece un magnífico libro

sobre traumatismo de la cavidad oral en niños y adolescentes. Se intenta tratar el complejo mundo de la traumatología dentofacial en su totalidad, es decir, desde las primeras etapas del desarrollo embriológico y el tratamiento de las diferentes formas de presentación, hasta la prevención de los mismos.

## En español



Manuel Cueto  
**Decálogo de la estética dental**  
249 pp; 800 illus;  
©2014; ISBN 978-84-89873-52-0 (E3520); **US \$145**

Cada vez más abundan los pacientes que acuden a la consulta dental en demanda de procedimientos estéticos para mejorar su sonrisa. Por ello, este libro tiene como objetivo enseñar a los profesionales cómo elaborar un plan de acción a través de un diagnóstico metódico, sencillo, eficaz y personalizado.



Jenny Abanto, Danilo Duarte, Murilo Feres  
**Primeros mil días del bebé y salud bucal**  
88 pp; 65 illus; ©2020; ISBN 978-85-480-0055-3 (E0553); **US \$33**

Este refinado trabajo describe con seriedad y compromiso la relevancia del período desde la concepción hasta el milésimo día del niño. El impacto de la dieta y la nutrición en la salud general del niño y, en particular, en los problemas de salud bucal.



Mariano Hernández Marcos  
**Urgencias médicas dentales**  
50 pp; ©2022; ISBN 978-84-89873-91-9 (E3919); **US \$56**

Esta guía es esencial para nuestros equipos porque nos hace conocer las distintas situaciones de urgencia médica que se pueden dar en la clínica dental y cómo responder a ellas mediante protocolos de actuación de forma rápida, clara y concisa.

## En français



Stefen Koubi  
**Facettes en céramique**  
20 Recettes pour Réussia  
683 pp; 1,200+ illus;  
©2020; ISBN 978-2-36615-053-7 (F0537); **US \$295**

Dans cet ouvrage consacré aux traitements de dentisterie cosmétiques par facettes, Stefen Koubi nous livre les 20 recettes du succès. Un livre très clinique pour comprendre et maîtriser l'esthétique du sourire.



Paul Saulue, Sandro Palla, Ambra Michelotti, Jean-François Lалуque  
**Asymétrie et fonction**  
233 pp; ©2018; ISBN 978-2-36615-035-3 (F0353); **US \$160**

L'asymétrie craniofaciale est une forme de normalité. Mais à partir de quel degré doivent-elles être prises en compte ? Sujet très peu analysé à ce jour, les auteurs principaux ont fait appel aux meilleurs spécialistes internationaux afin de réunir dans cette synthèse, unique en son genre, toutes les connaissances actuelles sur ce sujet méconnu.



Vincent Ronco  
**Tunnélisation**  
Un concept global en chirurgie plastique parodontale  
354 pp; 682 illus; ©2021; ISBN 978-2-36615-061-2 (F0612); **US \$225**

Ce livre exceptionnel nous offre une approche nouvelle sur le traitement des récessions parodontales. L'auteur nous présente dans cet ouvrage dynamique ses techniques de chirurgie parodontale par tunnélisation. Découvrez à l'aide de cas cliniques et de schémas didactiques toutes les étapes pour obtenir un succès chirurgical, depuis le type de prélèvement jusqu'aux sutures.



Maciej Żarow  
**Endodontie et prothèse**  
310 pp; 1,900 illus;  
©2018; ISBN 978-85-7889-039-1 (F0452); **US \$152**

Ce livre très clinique décrit les grands principes de la décision thérapeutique concernant l'endodontie et la reconstruction prothétique des dents déulpées. Comment éviter les fractures ? Reprendre un traitement ou bien remplacer la dent par un implant ? Reconstitution directe ou indirecte ? L'objectif de cet ouvrage est de répondre à ces questions et d'aider le praticien à prendre les bonnes décisions.



Jean-François Lasserre  
**Fusion**  
L'art et la nature dans les restaurations céramiques (coffret de 2 volumes)  
756 pp; ©2021; ISBN 978-2-36615-047-6 (F0476); **US \$295**

L'auteur, entouré d'une équipe internationale de praticiens chevronnés, a réuni dans un seul ouvrage, grâce à un sens artistique et une observation aigüe de la nature, une synthèse de la dentisterie restauratrice actuelle incluant mimétisme, dentisterie adhésive à minima, exploitation optimale des nouvelles céramiques et intégration fonctionnelle.




Tomas Linkevičius  
**Objectif zéro perte osseuse en implantologie**  
281 pp; ©2021; ISBN 978-2-36615-064-3 (F0643); **US \$225**

En combinant expérience clinique et preuves scientifiques évaluées par des pairs, l'auteur a élaboré un guide que tout spécialiste des implants trouvera précieux pour prévenir la perte osseuse chez ses patients. Parce que la réussite du traitement dépend des composantes chirurgicales et prothétiques, est divisé en deux parties, chacune se concentrant profondément sur ce qui doit être fait dans chaque pour favoriser la stabilité osseuse.



Find Journals  
on our website



Official journal  
of the AO

Editors-in-Chief: Gustavo Avila Ortiz, Oscar González-Martín

## The International Journal of Periodontics & Restorative Dentistry

Impact factor: 1.6 (2022)

Official journal of the Academy of Osseointegration. Members of the American Academy of Periodontology receive a special discounted rate (see below).

### Volume 45, 2025 Subscription Rates (includes free web access to all back issues)

6 issues/year print and online	North America (USA, Canada, Mexico)	International– Surface Mail	International– Air Mail
Individual	\$298	\$338	\$378
Institutional	\$805	\$845	\$885
Student*	\$238	\$278	\$318
AAP member	\$238	\$278	\$318

\*Verification of student status is required.



Official journal of  
the ICP and EAO

Editor-in-Chief: Irena Sailer

## The International Journal of Prosthodontics

Impact factor: 2.3 (2022)

Official journal of the International College of Prosthodontists, European Association for Osseointegration, German Society for Prosthodontics and Dental Materials Science, and Italian Academy of Prosthetic Dentistry

### Volume 38, 2025 Subscription Rates (includes free web access to all back issues)

6 issues/year print and online	North America (USA, Canada, Mexico)	International– Surface Mail	International– Air Mail
Individual	\$228	\$268	\$308
Institutional	\$596	\$636	\$676
Student*	\$130	\$170	\$210

\*Verification of student status is required.



Official journal  
of the AO

Editor-in-Chief: Clark Stanford

## The International Journal of Oral & Maxillofacial Implants

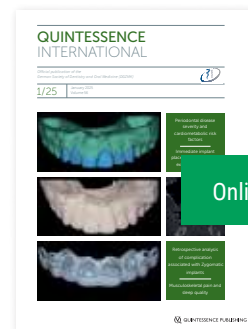
Impact factor: 2.0 (2022)

Official journal of the Academy of Osseointegration

### Volume 40, 2025 Subscription Rates (includes free web access to all back issues)

6 issues/year print and online	North America (USA, Canada, Mexico)	International– Surface Mail	International– Air Mail
Individual	\$248	\$288	\$328
Institutional	\$620	\$660	\$700
Student*	\$128	\$168	\$208

\*Verification of student status is required.



Online only

Editor-in-Chief: Eli Eliav

## Quintessence International (Online only)

Impact factor: 1.9 (2022)

### Volume 56, 2025 Subscription Rates (includes free web access to all back issues)

10 issues/year online only	North America (USA, Canada, Mexico)
Individual	\$140
Institutional	\$518
Student*	\$79

\*Verification of student status required.

# Journals



Official journal  
of the ICOI

Editor-in-Chief: Craig M. Misch


## International Journal of Oral Implantology

Official journal of the International Congress of Oral Implantologists and Portuguese Society of Implantology and Osseointegration

**Volume 18, 2025 Subscription Rates** (includes free web access to all back issues)

4 issues/year print and online		All nations except European countries
Individual		\$216
Institutional		\$438
Student*		\$108

\*Verification of student status is required.



Official journal  
of the EAED

Editor-in-Chief: Alessandro Devigus

## The International Journal of Esthetic Dentistry

Official journal of the European Academy of Esthetic Dentistry, Arabian Academy of Esthetic Dentistry, British Academy of Aesthetic Dentistry, Hellenic Academy of Esthetic Dentistry, Scandinavian Academy of Esthetic Dentistry, and South African Academy of Aesthetic Dentistry

**Volume 20, 2025 Subscription Rates** (includes free web access to all back issues)

4 issues/year print and online		All nations except European countries
Individual		\$227
Institutional		\$428
Student*		\$120

\*Verification of student status is required.



Official journal  
of the EAS

Editor-in-Chief: Werner Schupp

## Journal of Aligner Orthodontics

Official journal of the European Aligner Society, Argentine Society of Aligner Orthodontics, Australasian Clear Aligner Society, French Society for Aligner Orthodontics, German Association for Aligner Orthodontics, Japan Academy of Aligner Orthodontics, Moroccan Society for Aligner Orthodontics, Swiss Society for Aligner Orthodontics, and Taiwan Association of Aligner Orthodontics

**Volume 9, 2025 Subscription Rates** (includes free web access to all back issues)

4 issues/year print and online		All nations except European countries
Individual		\$132
Institutional		\$243
Student*		\$89

\*Verification of student status is required.



Official journal  
of the ISCD

Editor-in-Chief: Florian Beuer

## International Journal of Computerized Dentistry

Official journal of the International Society of Computerized Dentistry

**Volume 28, 2025 Subscription Rates** (includes free web access to all back issues)

4 issues/year print and online		All nations except European countries
Individual		\$190
Institutional		\$386
Student*		\$102

\*Verification of student status is required.





Editor-in-Chief: Alfons Hugger

## Journal of Craniomandibular Function

Official journal of the German Society of Craniomandibular Function and Disorders

**Volume 17, 2025 Subscription Rates**  
(includes free web access to all back issues)

4 issues/year print and online	All nations except European countries
Individual	\$192
Institutional	\$390
Student*	\$100

\*Verification of student status is required.



Print only

Editor-in-Chief: Misao Kawara

## International Journal of Sports Dentistry

Official journal of the Japanese Academy of Sports Dentistry

**Volume 18, 2025 Subscription Rates**

1 issue/year print only	All nations except European countries
Individual	\$45
Institutional	\$60
Student*	\$25

\*Verification of student status is required.

## Interested in submitting to our journals?

Each journal has specific author guidelines detailing the types of articles it publishes and the requirements for peer review and acceptance. These guidelines are available for download on our website; just go to our Journals page, click on the journal you want, and scroll down to Downloads.

## Open Access Journals



Editors-in-Chief: Anton Sculean, Poul Erik Petersen, Avijit Banerjee

## Oral Health and Preventive Dentistry

Volume 23, 2025



Official journal of the IAAD

Editors-in-Chief: Roland Frankenberger, Bart Van Meerbeek

## The Journal of Adhesive Dentistry

Official journal of the International Academy for Adhesive Dentistry

Volume 27, 2025



Editor-in-Chief: Guang Yan Yu

## Chinese Journal of Dental Research

Official journal of the Chinese Stomatological Association

Volume 28, 2025

# Index

- A**  
Abanto, J ..... 28  
Abe, J ..... 13  
Agliardi, E ..... 22  
Agnini, A ..... 2  
Agnini, A.M. .... 2  
Albuquerque, R ..... 8  
Al-Faraje, L ..... 20  
Alhabbab, R ..... 23  
Allen, P ..... 2  
Alves, L ..... 8  
Aparicio, C ..... 18  
Arai, K ..... 7, 9  
Att, W ..... 4  
Aust, M ..... 26  
Avila Ortiz, G ..... 16, 29
- B**  
Bahte, S ..... 26  
Balut, N ..... 7  
Banerjee, A ..... 31  
Barducci, G ..... 14  
Barrington, C ..... 4  
Bartor, S ..... 21  
Bedrossian, E. Armand ..... 18, 19  
Bedrossian, Edmond ..... 18, 19  
Bekes, K ..... 3  
Belser, U ..... 10, 21  
Benting, D ..... 13  
Berglundh, T ..... 24  
Berley, K ..... 9  
Beuer, F ..... 30  
Beuer, S ..... 2  
Beumer, J ..... 20  
Bichacho, N ..... 2  
Blanco, L ..... 14  
Blicher, B ..... 8  
Bonfiglioli, R ..... 12  
Bottacchiari, S ..... 12  
Brecht, L ..... 19  
Broome, J ..... 3  
Buatois, H ..... 19  
Burstone, C ..... 7  
Buser, D ..... 19, 21
- C**  
Cain, J ..... 14  
Calamita, M ..... 11  
Calvani, L ..... 14  
Çankaya, A ..... 24  
Carnevale, G ..... 12  
Carstensen, S ..... 9  
Celória, A ..... 27  
Chambrone, L ..... 16  
Chen, S ..... 21  
Choi, B-H ..... 18  
Choy, K ..... 7  
Chu, S ..... 20  
Cistulli, P ..... 9  
Clavijo, V ..... 6, 12  
Cofar, F ..... 6  
Cogo, E ..... 27
- Coleman, C ..... 25  
Cuadrado de Vicente, L ..... 27  
Cueto, M ..... 28  
Czerepak, J ..... 23
- D**  
Dawson, A ..... 21  
Demirel, K ..... 24  
Deporter, D ..... 22  
Devigus, A ..... 30  
Devoto, W ..... 11  
Dietschi, D ..... 12  
Di Febo, G ..... 12  
Donos, N ..... 21  
Drum, M ..... 2  
Duarte, D ..... 27, 28  
Duarte, S ..... 15  
Durack, C ..... 8
- E**  
Elgendy, H ..... 4  
Eliades, T ..... 6, 7  
Eliav, E ..... 29  
Erpen, S ..... 12
- F**  
Fahl, N ..... 10  
Faulkner, R ..... 20  
Favero, G ..... 21  
Fedder, C ..... 23  
Fehmer, V ..... 5, 14, 15  
Felice, P ..... 23  
Feraru, M ..... 2  
Feres, M ..... 27, 28  
Fernandes, D ..... 26  
Ferracane, J ..... 3  
Filippi, A ..... 24  
Flávio, A ..... 25  
Foce, E ..... 12  
Fowler, S ..... 2  
Fradeani, M ..... 14  
Frankenberger, R ..... 31  
Fratila, A ..... 25  
Frizzera, F ..... 6
- G**  
Galasso, L ..... 21  
Garg, A ..... 5, 18, 25  
Geller, W ..... 11  
Ghanaati, S ..... 3  
Gil, A ..... 5  
Gil, J ..... 5  
Gilbert, L ..... 4  
Giordani, G ..... 6  
Giro, G ..... 27  
Goldstein, L ..... 4  
González-Martín, O ..... 29  
Gout, U ..... 26  
Gross, M ..... 9  
Gruber, R ..... 24  
Grunder, U ..... 22  
Guillon, N ..... 19
- H**  
Hagiwara, Y ..... 14  
Hamilton, A ..... 21  
Harvey, S ..... 8  
Haubrich, J ..... 7  
Hernández Marcos, M ..... 28  
Hilton, T ..... 3  
Hirata, R ..... 11  
Huff, K ..... 13  
Hugger, A ..... 31  
Hürzeler, M ..... 17, 18
- I**  
Igarashi, H ..... 9  
Imburgia, M ..... 10  
Ivory, J ..... 23  
Iwaki, K ..... 13
- J**  
Jaeggi, T ..... 2  
Jakovac, M ..... 14  
Jensen, O ..... 21  
Jenzer, A ..... 23  
Jeong, S-M ..... 18  
Jepsen, S ..... 24  
Jost, W ..... 26  
Jouanny, G ..... 8
- K**  
Kaban, L ..... 23  
Kane, M ..... 26  
Karoussis, I ..... 16  
Kasai, K ..... 7  
Kataoka, S ..... 15  
Katsaros, C ..... 6, 7  
Katsuyama, H ..... 21  
Kauffmann, P ..... 4  
Kawara, M ..... 31  
Kern, M ..... 12  
Kessler, J ..... 14  
Ketabi, M ..... 22  
Khayat, B ..... 8  
Khoury, F ..... 22  
Klasser, G ..... 9  
Knoll, B ..... 26  
Köhler, C ..... 26  
Kokich, V ..... 6  
Kokubo, K ..... 13  
Kolster, B ..... 26  
Korkut, B ..... 10  
Koubi, S ..... 12, 28  
Kühl, S ..... 24  
Kukucka, E ..... 13
- L**  
Laluque, J ..... 28  
Lambert, F ..... 21  
Lang, N ..... 16  
Lasserre, J ..... 10, 28  
Lavigne, G ..... 9  
Li, A ..... 8  
Lin, J ..... 8  
Linkevicius, T ..... 20, 28

- Lopes, C ..... 17  
Lussi, A ..... 2  
Luvizuto, E ..... 25
- M**  
MacEntee, M ..... 13  
Magne, P ..... 10  
Manauta, J ..... 11  
Marcantonio, E ..... 6  
Martins da Rosa, J ..... 20  
Martin, W ..... 21  
Marx, R ..... 3  
Mason, W ..... 2  
Mathews, D ..... 6  
Mauro, A ..... 4  
Mazzotti, C ..... 24  
McClanahan, S ..... 8  
Mendoza, A ..... 27  
Merino, E ..... 27  
Meyenberg, K ..... 12  
Michelotti, A ..... 28  
Miron, R ..... 5, 16, 19  
Misch, C ..... 19, 30  
Mitchell, D ..... 14  
Miura, H ..... 7  
Monje, A ..... 16  
Morchón, P ..... 27  
Morimoto, T ..... 9
- N**  
Nishimura, Y ..... 15  
Noè, G ..... 12  
Nolte, A ..... 14  
Nusstein, J ..... 2
- O**  
Okuji, M ..... 3  
Ortiz Hugues, J ..... 2  
Özcan, M ..... 19
- P**  
Paasch, U ..... 26  
Paesani, D ..... 9  
Palla, S ..... 28  
Panayi, N ..... 7  
Paolone, G ..... 10  
Patel, S ..... 8  
Pedetta, F ..... 6  
Perlingeiro, A ..... 27  
Petersen, P ..... 31  
Piconi, C ..... 19  
Pinto, N ..... 17  
Pistilli, R ..... 23  
Pjetursson, B ..... 14  
Polido, W ..... 21  
Pryles, R ..... 8  
Putignano, A ..... 11
- Q**  
Queiroz, T ..... 25  
Quiryneen, M ..... 17
- R**  
Radlanski, R ..... 5  
Radu, M ..... 3  
Reader, A ..... 2  
Reuss, D ..... 13  
Reuss, J ..... 13  
Reyes, M ..... 9  
Reymond, R ..... 26  
Reyneke, J ..... 23  
Riquieri, H ..... 15  
Ritter, A ..... 10  
Rôças, I ..... 8  
Rodríguez Flores, J ..... 27  
Romano, R ..... 7  
Romeo, D ..... 22  
Romero, M ..... 11  
Roncati, M ..... 17  
Ronco, V ..... 17, 28  
Rossi Jr, R ..... 25  
Rossi, R ..... 19  
Rubin, M ..... 26  
Rzeznik, M ..... 17
- S**  
Sabeti, M ..... 8  
Saccardin, F ..... 24  
Sadan, A ..... 15  
Sader, R ..... 5  
Sailer, I ..... 14, 29  
Salat, A ..... 11  
Saratti, C ..... 12  
Sarver, S ..... 5  
Sather, D ..... 14  
Sato, N ..... 27  
Sattler, G ..... 26  
Saulue, P ..... 28  
Schindler, H ..... 9  
Schoenbaum, T ..... 13  
Schupp, W ..... 7, 30  
Schürer, N ..... 26  
Scolavino, S ..... 10  
Sculean, A ..... 31  
Shah, K ..... 20  
Shemesh, H ..... 8  
Shibli, J ..... 6  
Shillingburg, H ..... 14  
Shono, T ..... 9  
Sibilla, P ..... 27  
Silva, N ..... 8, 13  
Silverman, B ..... 19  
Simion, M ..... 22  
Sipos, P ..... 14  
Siqueira, J ..... 8  
Smith, M ..... 9  
Splieth, C ..... 3  
Stadlinger, B ..... 24  
Stanford, C ..... 29  
Stangl, M ..... 2
- Stankov, V ..... 6  
Strub, J ..... 4  
Suárez, F ..... 16  
Suda, N ..... 7  
Sudo, T ..... 13  
Suzuki, M ..... 17  
Suzuki, S ..... 9
- T**  
Tai, S ..... 6  
Tarnow, D ..... 20  
Tedesco, A ..... 27  
Terheyden, H ..... 22, 24  
Termeie, D ..... 16  
Terry, D ..... 11  
Torabinejad, M ..... 8  
Tröltzsch, Markus ..... 4  
Tröltzsch, Matthias ..... 4  
Trombelli, L ..... 16  
Tsukiboshi, M ..... 4  
Tsukiboshi, T ..... 4  
Tsukiboshi, Y ..... 4  
Türp, J ..... 9  
Turrini, R ..... 27
- U**  
Ubassy, G ..... 4  
Urban, I ..... 22
- V**  
Van Dooren, E ..... 6  
Van Meerbeek, B ..... 31  
Vaz de Campos, G ..... 17  
Vilaboa, B ..... 13  
Vilaboa, D ..... 13  
Vincent, D ..... 25
- W**  
Wakita, M ..... 9  
Waliszewski, M ..... 13  
Wangerin, K ..... 23  
Wang, H-L ..... 16  
Weingart, D ..... 21  
Wesker, K ..... 5  
Wiest, L ..... 26  
Wilson, E ..... 14  
Winston, P ..... 25  
Wismeijer, D ..... 21  
Witkowski, S ..... 4  
Wu, B ..... 20
- Y**  
Yamauchi, N ..... 4  
Yu, G ..... 31
- Z**  
Zapata, R ..... 8  
Žarow, M ..... 11, 28  
Zhang, Y ..... 16  
Zubcov-Iwantscheff, A ..... 25  
Zucchelli, G ..... 24  
Zuhr, O ..... 17, 18

## Directory of Quintessence Offices

### USA (Chicago)

Quintessence Publishing Co, Inc  
*Sue Robinson, David Russell*  
service@quintbook.com  
www.quintessence-publishing.com

### Australia and New Zealand (Sydney)

QuintEd  
*Liam Kelly*  
admin@quinted.com.au  
www.quinted.com.au

### Czech Republic (Prague)

Nakladatelství Quintessenz, sro  
*Stanislava Svobodová*  
info@quintessenz.cz  
www.quintessenz.cz

### France (Paris)

Quintessence International  
*Léon Parienté, Karim Dada*  
infos@quintes.fr  
www.quintessence-international.fr

### Germany (Berlin)

Quintessenz Verlags, GmbH  
*Christian Haase*  
info@quintessenz.de  
www.quintessence-publishing.com

### Italy (Milan)

Quintessenza Edizioni Srl  
*Maria Grazia Monzeglio*  
info@quintessenzaedizioni.it  
www.quintessenzaedizioni.com

### Japan (Tokyo)

Quintessence Publishing Co Ltd  
*Yasumichi Kitamine*  
info@quint-j.co.jp  
www.quint-j.co.jp

### Poland (Warsaw)

Wydawnictwo Kwintesencja Sp z o o  
*Ireneusz Czynewski*  
wydawnictwo@kwintesencja.com.pl  
www.kwintesencja.com.pl

### South Korea (Seoul)

Quintessence Korea Publishing Co Ltd  
*Miyong Yun*  
quintessencekorea@naver.com  
www.quint.kr

### Spain (Barcelona)

Editorial Quintessence, SL  
*Javier Teixidó*  
javier@quintessence.es  
www.quintessence.es

### Turkey (Istanbul)

Quintessence Yayincilik Tanitim  
*Ertugrul Cetinkaya*  
bilgi@quintessence.com.tr  
www.quintessence.com.tr

### United Kingdom (London)

Quintessence Publishing Co Ltd  
*Muriel Suma*  
info@quintpub.co.uk  
www.quintpub.co.uk

## AFFILIATE PUBLISHERS AND RESELLERS

### Brazil (São Paulo)

Editora Napoleao  
*Guilherme Napoleao*  
guilherme@editoranapoleao.com.br  
www.editoranapoleao.com.br

### Bulgaria (Sofia)

Quintessence International Bulgaria  
Infodent  
*Galya Nacheva*  
quintessence@infodent.bg  
www.infodent.bg

### China (Shenyang)

Liaoning Science & Technology  
Publishing House  
cyclonechen@126.com

### Croatia (Zagreb)

Media Ogled doo  
*Zvonimir Škara*  
zvonimir.skara@quintessence.hr  
www.quintessence.hr

### Central East Europe

Quintessence Publishing East doo  
*Sandra Dumancic*  
dumancic@quintessence-publishing.com

### Hungary (Piliscsaba)

Bárány Dental Kft  
info@quintessenz.hu  
www.quintessenz.hu

### Ukraine (Lviv)

Galdent Publishing  
*Taras Katsyuba*  
info@galdent.com.ua  
www.galdent.com.ua



### Be the first to know!

Follow us on social media to get access to exclusive content and updates on new and forthcoming titles!



@quintpubusa



@QuintessencePublishingUS