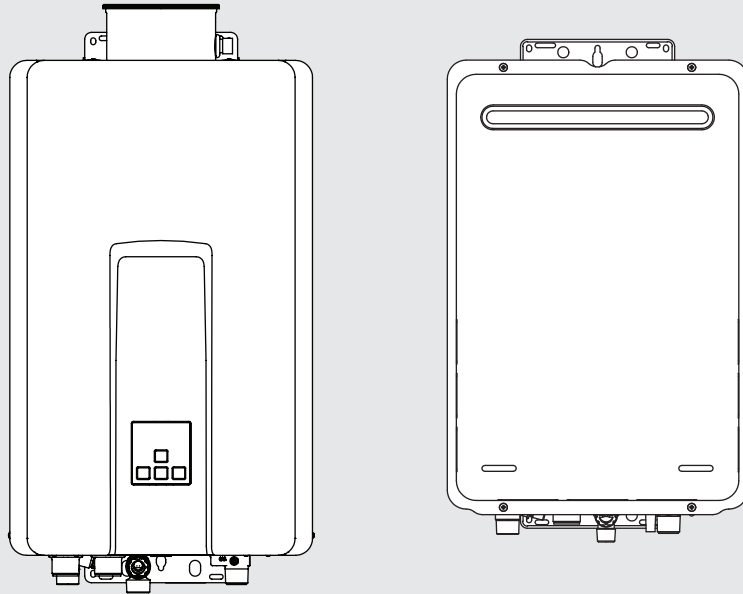


Models:

S26i (REU-VRM2632FFUG) (70)

S28i (REU-VCM2837FF) (70)

S32 (REU-VRM3237WG) (70)



Continuous Flow Solar Hot Water Booster

Operation & Installation Manual

Rinnai

Congratulations on the purchase of your Rinnai Continuous Flow Solar Hot Water Booster. We trust you will have many years of comfort and enjoyment from your appliance.



BEFORE USING THIS APPLIANCE

Before proceeding with the operation or installation read this manual thoroughly and gain a full understanding of the appliance, to ensure safe and correct use.

This appliance must be installed in accordance with:

- Manufacturer's Installation Instructions
- Current AS/NZS 3000, AS/NZS 3500 & AS/NZS 5601
- Plumbing Code of Australia (PCA)
- Local Regulations and Municipal Building Codes including local OH&S requirements

This appliance must be installed, maintained and removed by an Authorised Person.

For continued safety of this appliance it must be installed and maintained in accordance with the manufacturer's instructions.



This Appliance complies
with AS 3498
SAI GLOBAL LIC. W208



**The Australian
Gas Association**
All Rinnai gas products
sold in Australia are
A.G.A. certified.

TABLE OF CONTENTS

| | |
|---|----------|
| Warnings & Important Information | 4 |
| Regulatory Information | 4 |
| Notice to Victorian Consumers | 4 |
| Warning About Hot Water | 4 |
| Applications | 4 |
| Operational Safety Information | 5 |
| Features & Benefits | 5 |
| Troubleshooting & Warranty Conditions | 5 |
| Installation, Commissioning | 6 |
| Other Accessories | 6 |
| Contacts | 8 |

WARNINGS & IMPORTANT INFORMATION

REGULATORY INFORMATION

Your Rinnai Continuous Flow Solar water heater has been certified by the Australian Gas Association. The A.G.A. Certification Number is shown on the data plate.

This Appliance must be installed correctly by an authorised person. The installation of gas, water, and electricity must conform to local regulations.

The installation must also comply with the instructions supplied by Rinnai.

All dimensions referred to in these instructions are in millimetres, unless otherwise specified.

Please keep this instruction booklet in a safe place for future reference.

Notice to Victorian Consumers

This appliance must be installed by a person licensed with the Plumbing Industry Commission.

Only a licensed person will have insurance protecting their workmanship.

So make sure you use a licensed person to install this appliance and ask for your Compliance Certificate. For Further information contact the Plumbing Industry Commission on 1300 815 127.

WARNING ABOUT HOT WATER



This appliance **MUST** only be installed in accordance with the acceptable plumbing configurations specified in these instructions. Failure to do so may result in conditions where delivery temperature control is inadequate.



This appliance may deliver water at high temperature. Refer to the Plumbing Code of Australia (PCA), local requirements and installation instructions to determine if additional delivery temperature control is required.



Hot water can cause scalding. Those most at risk are children and disabled, elderly and infirm persons. (65°C water can severely burn a child in half a second).

Rinnai have water heater models which limit the delivery temperature to 50°C which significantly reduces the scald hazard. Temperature limiting devices may also be able to be fitted. Contact Rinnai for further information.

Always test the water temperature before use, such as when filling a bath or basin or entering a shower, to ensure it is suitable for the application and will not cause scald injury.

Always supervise children whenever they are in the bathroom or near other sources of hot water. Ensure any hot water taps are closed firmly after use.

APPLICATIONS

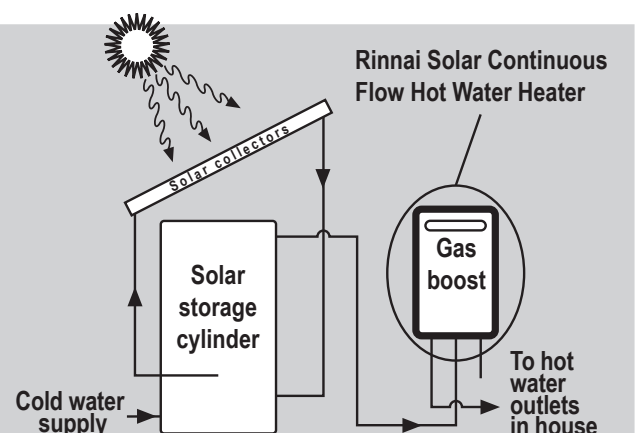


Rinnai continuous flow Solar models S26i, S28i and S32 are suitable **ONLY** for installation as gas boosters in Rinnai solar hot water systems (see picture right).

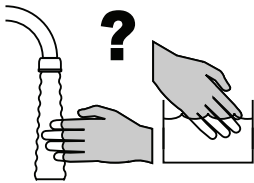
These models are not suitable for use as 'stand alone' appliances for the purposes of supplying hot water.

For non solar hot water applications Rinnai have a dedicated range of continuous flow water heaters available.

Contact Rinnai for more details.

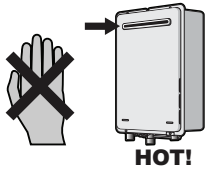


Operational Safety Information



Always check water temperature carefully before use.

Refer to the **"WARNING ABOUT HOT WATER"** on page 4 for important safety information.



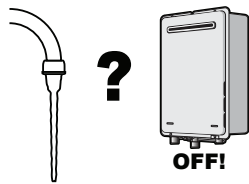
DO NOT touch the unit cover or the flue outlet.

DO NOT insert objects into the flue outlet.

DO NOT spray water directly into the flue outlet.

Keep, trees, shrubs, etc. well clear of the flue outlet.

On colder days steam may discharged from the flue outlet. This condition is normal for high efficiency appliances and does not indicate a fault.



At low water flows, the hot water unit may extinguish without warning.

Opening the tap further will restart the heating appliance.




DO NOT Spray aerosols in the vicinity of this appliance while it is in operation.

DO NOT use or store flammable materials in or near this appliance.

DO NOT place articles on or against this appliance.

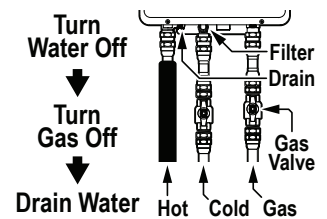
DO NOT modify this appliance.

DO NOT store pool chemicals near this appliance.



If freezing conditions are expected, ensure the electric power supply to the gas booster remains **'ON!'**. This will assure the automatic Anti-frost protection can operate when required.

However if freezing conditions are expected and power will not be available, then turn off water and gas, and drain all water from the appliance.



Features & Benefits

Congratulations on purchasing the latest technology Rinnai continuous flow water heating system.

- The Rinnai solar range of continuous flow water heaters NEVER RUN OUT of hot water even during times of limited solar radiation and/or high hot water demand. Whilst the electricity, water and gas supplies are connected, hot water is available whenever hot water taps are open.
- The Rinnai solar range of continuous flow water heaters are fan-assisted appliances. This makes them COMPACT saving both floor and wall space.
- IGNITION IS ELECTRONIC, so there is no pilot light. When the hot water tap is off, no gas is used.
- Operating NOISE LEVEL IS VERY LOW.
- The "Smartstart[®]" system (when fitted) can pre-heat the water in the pipework between the continuous flow unit and hot water outlets. This results in water savings and reduces waiting time for heated water at the outlets.

Troubleshooting & Warranty Conditions

These are outlined in detail in the following Rinnai publications:

- Operation / Installation Manual Rinnai Split Solar Hot Water Systems
- Operation / Installation Manual Rinnai Close Coupled Solar Hot Water Systems
- Operation / Installation Manual Rinnai Evacuated Tube Split Solar Hot Water Systems

These publications are supplied separately with your solar hot water system and should have been handed to the end user by the system Installer. If a copy of either of these publications is required please contact Rinnai.

INSTALLATION, COMMISSIONING



Rinnai continuous flow Solar models S26i, S28i and S32 are specifically designed for installation as gas boosters in Rinnai Solar Hot Water Systems. They are not suitable for use in any other applications.

The Installation, Commissioning, Maintenance and Service information for Rinnai Solar hot water systems and components including the gas booster is detailed in the following Rinnai publications:

- Operation / Installation Manual Rinnai Split Solar Hot Water Systems
- Operation / Installation Manual Rinnai Close Coupled Solar Hot Water Systems
- Operation / Installation Manual Rinnai Evacuated Tube Split Solar Hot Water Systems

These publications are supplied separately with your solar hot water system and should have been handed to the end user by the system Installer. If a copy of either of these publications is required please contact Rinnai.

Solar models S26i, S28i and S32 are factory pre-set and sealed to a delivery temperature of 70°C to meet regulator requirements. This setting cannot be altered. Local regulations and/or the requirements of AS/NZS 3500 must be considered regarding the temperature limitations to areas primarily used for personal hygiene. Temperature limiting devices may be required. Refer to the above-mentioned Rinnai publications for more information.

A pouch behind the front cover of continuous flow models contains gas pressure setting and diagnostics information and a wiring diagram these appliances. This information must be read in conjunction with the relevant solar system Operation / Installation manual. This gas pressure setting and diagnostics information is usually not required during installation.



Installation, Commissioning, Maintenance and Service by an Authorised person only. **DO NOT** attempt to install any solar hot water system components (including the gas booster) without first studying the relevant Rinnai publications.



S28i (REU-VCM2837FF) (70) has an integrated control module. This control module includes UP / DOWN buttons, ON / OFF button, Priority Button and LED Digital Display. Solar models are pre-set and sealed to a delivery temperature of 70°C. The water temperature cannot be adjusted using UP / DOWN Buttons.

OTHER ACCESSORIES

Use of a **Recess Box** permits the recessed installation of a Rinnai S32 gas booster into a wall cavity, while saving precious space they are also suitable for painting. Available in either plastic (Smart Box) or metal.

Conceal the pipes and valves of the Rinnai S32 gas booster with easily attached **Pipe Covers**. These pipe covers may also be joined to one another to conceal longer pipe work runs.

Protect the Rinnai S32 gas booster from theft and damage with a **Security Cage**.

Secure the Rinnai S26i, S28i and S32 gas booster from theft with a custom designed **Security Bracket**.

Pre-heat your hot water to reduce hot water delivery times and water wastage with a **Smartstart** pre-heat system.

Contact Rinnai for more information about our accessory range and model suitability, or visit: www.rinnai.com.au.



Rinnai Australia Pty Ltd

ABN 74 005 138 769 | AU45204

100 Atlantic Drive, Keysborough, Victoria 3173
P.O. Box 460, Braeside, Victoria 3195
Tel: (03) 9271 6625
Fax: (03) 9271 6622

National Help Line

Tel: 1300 555 545* Fax: 1300 555 655
Monday to Friday, 8.00 am to 5.00 pm EST.

After Hours Hot Water Service Line

Tel: 1800 000 340*

**Cost of a local call higher from mobile or public phones.*

For further information visit www.rinnai.com.au
or email enquiry@rinnai.com.au

Rinnai has a Service and Spare Parts network with personnel who are fully trained and equipped to give the best service on your Rinnai appliance. If your appliance requires service, please call our National Help Line. Rinnai recommends that this appliance be serviced every 3 years.

With our policy of continuous improvement, we reserve the right to change, or discontinue at any time, specifications or designs without notice.