



THE ROYAL WOOD SHOP

Design & Decorate with
Architectural Trim,
Mouldings & Doors

**Interior Doors:
Solid Shaker, Barn
& Glass Panel**

**Price List
July 2023**

**18237 Woodbine Ave.
Sharon, ON
905-727-1387**



Prices subject to change without notice


STOCK & QUICK SHIP | Premium Primed Shaker Panel Doors

We are pleased to offer an extensive selection of Trimlite shaker door products.

All doors up to 36" x 96" come with a 5-year warranty.

All 80" MDF shaker panel doors come standard with a 3rd factory bevel on both sides. Contact us for lead times on shaded items.

Item		Thickness	Width	Height	Cost
	DOOR SLAB 1-Panel 8401 Solid Engineered Shaker <i>w/ Clear or DWL Glass</i>	1-3/8"	16"-38"	80"	\$139.00
		1-3/8"	18", 24"-36"	84"	QS
		1-3/8"	18", 24"-36"	96"	QS
		1-3/4"	18", 24"-36"	80"	QS
		1-3/4"	18", 24"-36"	84"	QS
		1-3/4"	18", 24"-36"	90"	QS
		1-3/4"	18", 24"-36"	96"	QS
		1-3/8"	24"-36"	80"	QS
	BI-FOLD 1-Panel 8401 Solid Engineered Shaker	1-3/8"	24"	79"	QS
		1-3/8"	30"	79"	QS
		1-3/8"	36"	79"	QS
	DOOR SYSTEM 1-Panel 8401 Solid Pre-Machined, Handed Kit Hinges & Stops Sold Separately	1-3/8"	18"	80"	\$249.00
		1-3/8"	24"	80"	\$259.00
		1-3/8"	26"	80"	\$269.00
		1-3/8"	28"-32"	80"	\$275.00
1-3/8"		36"	80"	\$289.00	
	DOOR SLAB 2-Panel 8402 Solid Engineered Shaker <i>w/ Clear or DWL Glass</i>	1-3/8"	16"-38"	80"	\$139.00
		1-3/8"	18", 24"-36"	84"	QS
		1-3/8"	18", 24"-36"	96"	QS
		1-3/4"	18", 24"-36"	80"	QS
		1-3/4"	18", 24"-36"	84"	QS
		1-3/4"	18", 24"-36"	90"	QS
		1-3/4"	18", 24"-36"	96"	QS
		1-3/8"	24"-36"	80"	SO
	BI-FOLD 2-Panel 8402 Solid Engineered Shaker	1-3/8"	24"	79"	QS
		1-3/8"	30"	79"	QS
		1-3/8"	36"	79"	QS
	DOOR SYSTEM 2-Panel 8402 Solid Pre-Machined, Handed Kit Hinges & Stops Sold Separately	1-3/8"	18"	80"	\$259.00
		1-3/8"	24"	80"	\$275.00
		1-3/8"	26"	80"	\$275.00
		1-3/8"	28"-32"	80"	\$289.00
1-3/8"		36"	80"	\$299.00	

 Fire rated doors also available as special order



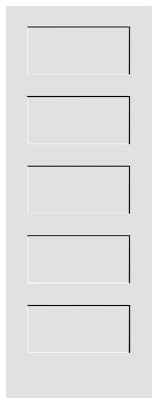
QS = Quick Ship SO = Special Order


Door Systems consist of one Primed FJ jamb kit and door which is pre-matched for 3 hinges, a standard bore and strike.

The jamb header is to be trimmed to length on site.

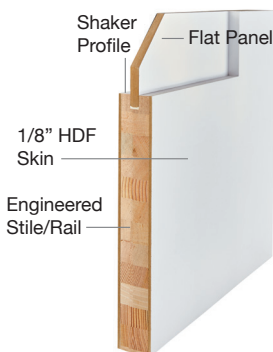
Hinges and door stop are sold separately.

Premium Primed Shaker Panel Doors | STOCK & QUICK SHIP

Item	Thickness	Width	Height	Cost	
 <p>DOOR SLAB 3-Panel 8433 Solid Engineered Shaker</p> <p><i>w/ Clear or DWL Glass</i></p>	1-3/8"	16"-38"	80"	\$139.00	
	1-3/8"	18", 24"-36"	84"	QS	
	1-3/8"	18", 24"-36"	96"	QS	
	1-3/4"	18", 24"-36"	80"	QS	
	1-3/4"	18", 24"-36"	84"	QS	
	1-3/4"	18", 24"-36"	90"	QS	
	1-3/4"	18", 24"-36"	96"	QS	
	1-3/8"	24"-36"	80"	QS	
	<p>BI-FOLD 3-Panel 8433 Solid Engineered Shaker</p>	1-3/8"	24"	79"	QS
		1-3/8"	30"	79"	QS
1-3/8"		36"	79"	QS	
 <p>DOOR SLAB 4-Panel 8444 Solid Engineered Shaker</p> <p><i>w/ Clear or DWL Glass</i></p>	1-3/8"	16"-38"	80"	\$159.00	
	1-3/8"	18", 24"-36"	84"	QS	
	1-3/8"	18", 24"-36"	96"	QS	
	1-3/4"	18", 24"-36"	80"	SO	
	1-3/4"	18", 24"-36"	84"	SO	
	1-3/4"	18", 24"-36"	90"	SO	
	1-3/4"	18", 24"-36"	96"	SO	
	1-3/8"	24"-36"	80"	QS	
	<p>BI-FOLD 4-Panel 8444 Solid Engineered Shaker</p>	1-3/8"	24"	79"	QS
		1-3/8"	30"	79"	QS
1-3/8"		36"	79"	QS	
 <p>DOOR SLAB 5-Panel 8405 Solid Engineered Shaker</p> <p><i>w/ Clear or DWL Glass</i></p>	1-3/8"	16"-38"	80"	\$159.00	
	1-3/8"	18", 24"-36"	84"	QS	
	1-3/8"	18", 24"-36"	96"	QS	
	1-3/4"	18", 24"-36"	80"	SO	
	1-3/4"	18", 24"-36"	84"	SO	
	1-3/4"	18", 24"-36"	90"	SO	
	1-3/4"	18", 24"-36"	96"	SO	
	1-3/8"	24"-36"	80"	QS	
	<p>BI-FOLD 5-Panel 8405 Solid Engineered Shaker</p>	1-3/8"	24"	79"	QS
		1-3/8"	30"	79"	QS
1-3/8"		36"	79"	QS	

 Fire rated doors also available as special order

QS = Quick Ship SO = Special Order



DIMENSIONS:

Thickness: 1-3/8" & 1-3/4"

Panels: 1/2" Flat Panel (1-3/8" door), 3/4" Flat Panel (1-3/4" door)

Door stiles: 4-7/16" **Bi-fold stiles:** 2"

Top rail: 4-5/16" **Cross rails:** 4-3/8" **Lock rail:** 7-3/8"

Door bottom rail: 9-3/16" **Bi-fold bottom rail:** 7-15/16"

SPECIAL ORDER | Stain Grade Shaker Panel Doors

Trimlite's Shaker program also includes a wide selection of stain grade options and panel layouts.

Available options in 1-3/8" and 1-3/4" thicknesses, 6/8, 7/0, 7/6 and 8/0 heights.

Custom sizes and other species are also available. Contact us for more information.




8401




8402



8403†



8433



8444




8405

†: 8403 in sizes 1/4 to 1/10 will have two panels only



Clear Pine



White Oak



Red Oak




Yellow Poplar




Knotty Pine





Maple



Vertical Grain Fir



Knotty Alder



Specifications

Trimlite's 2-Step Flat Bead profile offers a unique take on a traditional shaker door. The 1-9/16" flat bead steps down from the shaker style door, giving the profile depth and dramatic shadow lines while still maintaining its charm. Available in both the 1-panel (#8491) and 2-panel (#8492) door.

Note: Custom applied bead will add additional time for processing. Contact us for more information.



Available in a variety of glass options and lite configurations, our French Doors provide a unique look for your home.

Lite Configurations



1310
8810



1315
8815



1304
8804



1305
8805

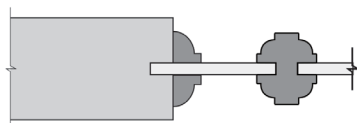


1306
8806

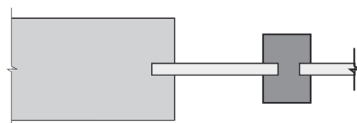


1309
8809

Mullion Configurations



1300 Series
TDL Ovolo Bead




8800 Series
TDL Shaker Bead

Available in 1-3/8" and 1-3/4" thicknesses and 6/8, 7/0, 7/6, or 8/0 heights.

Custom sizes available. Some limitations apply. Contact your dealer for more information.

“Z-Style”



8401BZ Knotty Alder



8401BZ Primed

“K-Style”



8401BK Knotty Alder



8402BK Primed

- Trimlite’s Quick Ship Barn Doors come with a diagonal brace on both sides
- Pre-routed groove in bottom rail for the T-floor guide
- Quick Ship 84" barn doors come in a 36", 42", and 48" widths
- Quick Ship 96" doors come in 42" width

Custom sizes, species and designs available as special order.
Contact us for more information.



Barn Door Tracks



Rustic Bent Strap



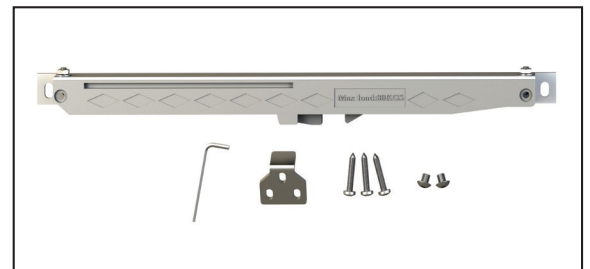

Contemporary Top Mount

- **Multiple track lengths available**
- **Nylon ball-bearing rollers for quiet operation**
- **Ability to connect tracks for double doors**
- **All hardware available in either Matte Black or Brushed Stainless Steel**
- **Contact us for pricing and availability**

Pocket Door Kit



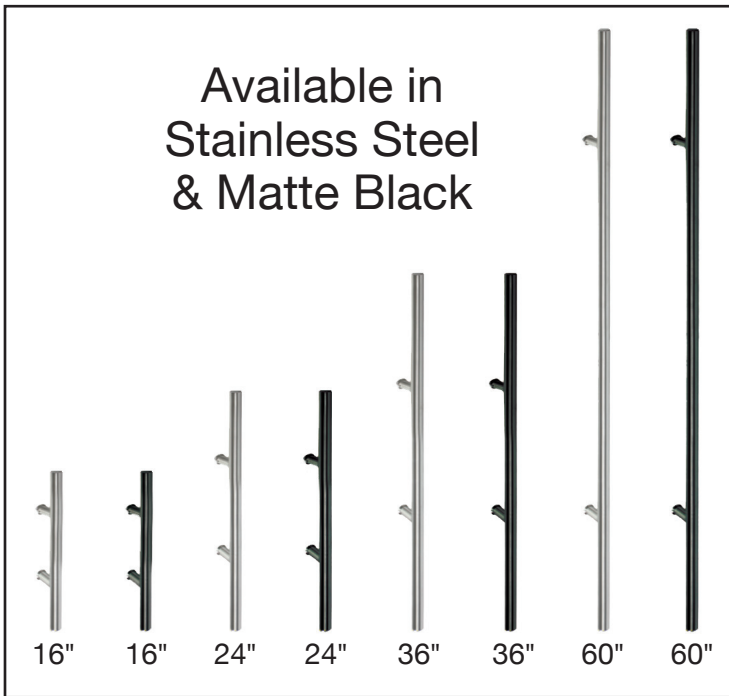
Soft Close Kits




Bypass Brackets



Bar Pulls (Round)



Hinges



Rectangular Flush Pulls



Handles



Knobs



SPECIAL ORDER | Router Carve Doors



RP2B




RP2D




RP3B



RP3C



RG31



RG50

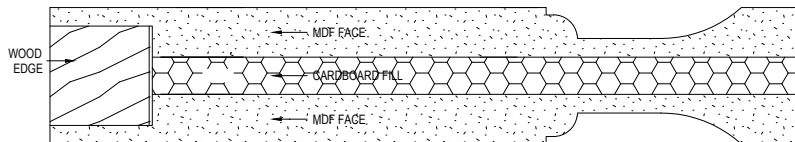


RG51A

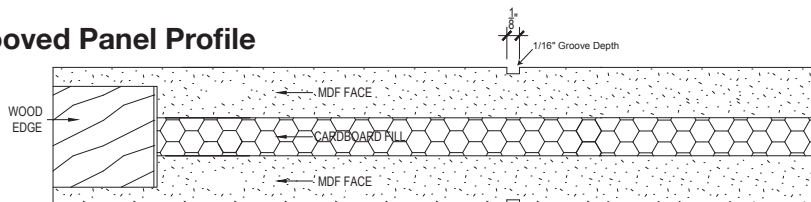


RG51B

Raised Panel Profile



Grooved Panel Profile



DIMENSIONS:

Thickness: 1-3/8" & 1-3/4"

Width: 1/4*, 1/6, 1/8, 1/10, 2/0, 2/2, 2/4, 2/6, 2/8, 2/10 & 8/0

Height: 6/8, 7/0, 7/6 & 8/0


Panels: Vary

Custom sizes and designs available. Contact us for more information.

Note: Only Available in Primed. Not available in Bifolds.

**Not Available in RP3C design.*



Item		Thickness	Width	Height	Cost
	DOOR SLAB Primed Flush Hollow Core Slab	1-3/8"	18"-28"	80"	\$89.00
		1-3/8"	30"	96"	\$85.00
		1-3/4"	32"	80"	\$89.00
		1-3/4"	34"-36"	84"	\$97.00
	DOOR SLAB Primed Flush Pro-Core Slab	1-3/8"	24"	80"	\$179.00
		1-3/8"	28"	80"	\$179.00
		1-3/8"	30"	80"	\$179.00
		1-3/8"	32"	80"	\$185.00
	BI-FOLD Primed Flush Hollow Core Bifold	1-3/8"	24"	80"	\$112.00
		1-3/8"	36"	80"	\$133.00



THE **ROYAL**
WOOD SHOP

**18237 Woodbine Ave.
Sharon, ON
905-727-1387**



**4240 Harvester Rd
Burlington, ON
905-335-1559**