

WE CURE

At RajaRajeswari Hospital, we strongly believe that care and cure are intertwined as curing begins with caring. We care deeply about people and their health and our ability to cure reflects this in full.





Making news by breaking new ground in medicine

The RajaRajeswari Hospital takes its social responsibility very seriously and strives relentlessly to make the world a healthier one. Breakthrough treatments and procedures, treatment for the under-privileged and awareness campaigns on health issues are just some of the reasons that the Hospital finds itself in the limelight. Its endeavour's to make medical treatment hassle-free, has also resulted in **tie-ups with corporates for treatment of their employees. Corporates** who choose to use the Hospital for the healthcare of employees just to name a few are:

- Arvind Limited
- Amruth Distilleries Limited
- AMCO Batteries Ltd
- Bombay Rayon Fashions Limited
- Bharat Heavy Electricals Ltd.
- Disha Designs Pvt. Ltd.
- Featherlite Office Systems (P) Ltd.
- Hindustan Coca-Cola Beverages Pvt. Ltd
- Juggat Pharma
- I-Mac India Coach Builders (P) Ltd.
- Jagdale Industries Ltd.
- Johnson and Johnson Limited
- Namdhari Seeds Pvt. Ltd.
- Rexroth (Bosch Group)
- Sonata Software
- Transystem Logistics International Pvt Ltd.
- Toyota Kirloskar Motor Pvt. Ltd.
- The Printers (Mysore) Pvt. Ltd.
- Uniglass Industries Ltd.
- Wonderla Holidays Private Limited
- Writgen India Pvt. Ltd
- Andromeda Packaging Private Limited



... a baby: a miracle is born in city hospital

TNN
A miracle, an infant inside his abdomen in a rare circumstance, his twin — in medical terms in fetus or baby



Prakash Babu
It is a rare occurrence, maybe one in 5 lakh pregnancies, Dr Murthy said. "This is a rare disorder of surgico-pathological curiosity, where an aborted foetus is found within its partner. An antenatal scan showed a mass in the lower abdomen; postnatal, it looked like a swelling. The child was born on Dec 30, 2011," he said.
Radiological investigations revealed a large, well-defined cystic mass. A team comprising Dr Murthy, Dr Adarsh and two other doctors removed the foetus last month. "Cross-examination showed two limb-like structures at the upper end of the mass, and well-developed bone, cartilage, friable pale areas and cystic structures," the doctor said.
Sahana SE, 20, the mother, said doctors at a private hospital in Kamakshipalya had first

Looks like a tumour
These cases are very rare and the shape of the foetus inside the abdomen of the baby looks more like a tumor, which could be a twin baby if developed properly inside the mother's womb. Doctors can identify this condition during pregnancy, but it can be removed surgically only after the child is delivered.
Dr Kamini Rao | GYNAECOLOGIST
detected a fibroid-like substance on the tip of her kidneys. "I was told there was no threat to my child and the fibroid would be removed after delivery. I was admitted to RajaRajeswari Hospital, where my son was born through Caesarean section."

RajaRajeswari Na-hospital recently oph-old infant and re-is abdomen. "The rin which did not de-oy the mother's o the child's abdo-rthy, assistant pro-ry, RajaRajeswari

ಕುಂಭ್ಯೆ ಮಾತಿನ 'ಗುಣ್ಣಿ'

ಇದು ಒಂದು ಅಪೂರ್ವ ಘಟನೆ. ಒಂದು ಮಗು ಜನ್ಮ ತಾಳಿದಾಗ, ಅದರ ಹೊಟ್ಟೆಯಲ್ಲಿ ಒಂದು ಇತರ ಮಗು ಇರುವುದು ಕಂಡುಬಂದಿತು. ಈ ಮಗು ಜನ್ಮ ತಾಳಿದಾಗ, ಅದರ ಹೊಟ್ಟೆಯಲ್ಲಿ ಒಂದು ಇತರ ಮಗು ಇರುವುದು ಕಂಡುಬಂದಿತು. ಈ ಮಗು ಜನ್ಮ ತಾಳಿದಾಗ, ಅದರ ಹೊಟ್ಟೆಯಲ್ಲಿ ಒಂದು ಇತರ ಮಗು ಇರುವುದು ಕಂಡುಬಂದಿತು.





ಕಿವಿ ಪಡೆತನ ಪತ್ತೆ ಹಚ್ಚಿ

ಕುಟುಂಬದ ಅಥವಾ ಹೆಚ್ಚಿನ ತಟ್ಟ ಕಿವಿಯ ಮೇಲೆ ಬಿಡುಗಡೆಯಾಗುವುದು ವಯಸ್ಸಿನಲ್ಲಿ ಕಿವಿ ಪಡೆತನ ಉಂಟಾಗುವುದು. ಆದರೆ ನವಜಾತ ಶಿಶುವಿನಲ್ಲಿ ಇದನ್ನು ಗುರುತಿಸಿ ಸೂಕ್ತ ಚಿಕಿತ್ಸೆ ನೀಡುವುದು ಮುಖ್ಯ.

ಮೈಸೂರು ಅಥವಾ ಇನ್ನಾವುದೇ ಶಿಕ್ಷಣ ಕೇಂದ್ರಕ್ಕೆ ಪ್ರವೇಶಿಸುವ ಮೊದಲೇ ಕಿವಿ ಪಡೆತನದ ಪತ್ತೆ ಹಚ್ಚುವುದು ಅಗತ್ಯ. ಇದು ಕೇವಲ ಸಾಮಾನ್ಯವಾಗಿ ಅಂಕುರಿಸುತ್ತದೆ. ವೈದ್ಯಕೀಯ ಧರ್ಮದಲ್ಲಿ ಇದು ಬಹುಮುಖ್ಯವಾದ ವಿಷಯವಾಗಿದೆ. ಇದನ್ನು ಗುರುತಿಸಿ ಸೂಕ್ತ ಚಿಕಿತ್ಸೆ ನೀಡುವುದು ಮುಖ್ಯ. ಇದನ್ನು ಗುರುತಿಸಿ ಸೂಕ್ತ ಚಿಕಿತ್ಸೆ ನೀಡುವುದು ಮುಖ್ಯ.



ಮೈಸೂರು ಅಥವಾ ಇನ್ನಾವುದೇ ಶಿಕ್ಷಣ ಕೇಂದ್ರಕ್ಕೆ ಪ್ರವೇಶಿಸುವ ಮೊದಲೇ ಕಿವಿ ಪಡೆತನದ ಪತ್ತೆ ಹಚ್ಚುವುದು ಅಗತ್ಯ. ಇದು ಕೇವಲ ಸಾಮಾನ್ಯವಾಗಿ ಅಂಕುರಿಸುತ್ತದೆ. ವೈದ್ಯಕೀಯ ಧರ್ಮದಲ್ಲಿ ಇದು ಬಹುಮುಖ್ಯವಾದ ವಿಷಯವಾಗಿದೆ. ಇದನ್ನು ಗುರುತಿಸಿ ಸೂಕ್ತ ಚಿಕಿತ್ಸೆ ನೀಡುವುದು ಮುಖ್ಯ.

Our values need to be integrated with education

There is a growth in delinquent faculty, far sighted management committee, employees and students. RajaRajeswari Group of Institutions has been able to identify the well being of the society. Believing in not just educational but knowledge, it is through also lies in the fact that the management of the education and how it has been very responsive to all the requirements. Er. ACS Arun Kumar, Vice Chairman of RajaRajeswari Group of Institutions speaks to City Express about the focus areas of the group and the empowerment of youth.



According to you, what are the main focus areas of your institutions? Today's youth unemployment statistics is staggering. Of the 1.2 billion people between the ages of 12 to 24 years old, 90 per cent live in developing countries and more than 55 per cent of them are in Asia. By 2020, the youth population is expected to surge to roughly half of the world population - these young people will eventually enter the workforce.

Today's youth unemployment statistics is staggering. Of the 1.2 billion people between the ages of 12 to 24 years old, 90 per cent live in developing countries and more than 55 per cent of them are in Asia. By 2020, the youth population is expected to surge to roughly half of the world population - these young people will eventually enter the workforce.

Picking teeth can land you in hospital

Bangalore: Beware of picking your teeth with a foreign object. Ashok L, the 11-year-old son of a Tamil Nadu based labourer who landed in the hospital in July last year after he was found with a 3-cm long iron nail stuck in his mouth while trying to clean his teeth with a toothpick. He was taken to the hospital in a private ambulance and admitted to the hospital in the evening. The nail was removed by a team of doctors at a Bangalore hospital.



On one holiday afternoon at the hospital, Ashok picked up the iron nail from his father's toolbox to clean his teeth. He was so focused in the act that he got stuck with a nail in his mouth. A routine chest radiograph showed a nail in the windpipe, just behind the heart. The doctors initially decided on an open heart surgery. An ENT procedure on the neck was performed and the nail was removed. Ashok is now recovering well and is attending school.

6 BANGALORE TUESDAY, JANUARY 31, 2012

He had a nail in his chest for 6 months

After a hearty meal, Ashok Lakshman, a 10-year-old boy from a village in Tamil Nadu, tried to remove the food stuck between his teeth. But instead of a toothpick, the naive boy used an iron nail, and during the cleaning-up process, he accidentally swallowed the sharp object. Fearing his parents' wrath, the boy kept the incident to himself. Months later, complications arose. He suffered breathing problems, congestion, persistent cough and irritation, and the local doctors were not able to help.



Lakshman was brought to the city and admitted to RajaRajeswari Medical College and Hospital. A chest X-ray revealed that an iron nail was stuck at the lower part of his air pipe, just behind the heart. "The case was complicated since a 2.5 cm long iron nail was stuck in his air pipe for six months. In these six months, the nail became quite deep-rooted with nerve and tissue growth forming around it," said Dr Vishal Rao, assistant professor, head and neck surgeon, department of ENT, RajaRajeswari Medical College and Hospital.

The doctors initially decided on an open heart surgery. An ENT procedure on the neck was performed and the nail was removed. Ashok is now recovering well and is attending school.

Lakshman was brought to the city and admitted to RajaRajeswari Medical College and Hospital. A chest X-ray revealed that an iron nail was stuck at the lower part of his air pipe, just behind the heart.

The doctors initially decided on an open heart surgery. An ENT procedure on the neck was performed and the nail was removed. Ashok is now recovering well and is attending school.

Coolie gets his voice back, thanks to Good Samaritan

DC CORRESPONDENT BANGALURU, FEB. 20 Sixty-year-old Mr Durgaiah, who had almost lost his means of livelihood after the removal of his voice box got a new lease of life at city-based Raja Rajeswari Medical College and Hospital. Suffering from throat cancer, Mr Durgaiah, a coolie from Bidadi, had to get his voice box removed in order to stop the cancer from spreading. Fortunately for Mr Durgaiah, a Good Samaritan donated a prosthetic voice box for him which has been surgically

implanted in his throat. Dr Vishal Rao U.S. assistant professor, Head and Neck Surgeon at the hospital told this newspaper: "Three months back Durgaiah had come to the hospital with complaints of severe breathlessness, difficulty in speaking and swallowing. After endoscopy we found that he had a cancerous growth in his throat which had developed due to tobacco consumption. Durgaiah had also been a chronic bidi smoker for several years. To avoid the spread of cancer, we had no other option but to remove his voice box." The number of tobacco-related throat cancer cases is increasing. Dr Vishal said, "We get around 4-5 new cases almost



Durgaiah

every week at the hospital." With the consent of his two sons and his wife, the surgery was conducted by a team of doctors. "He underwent a Laryngectomy (removal of the voice box). A small hole in the throat was made through which he could breathe. Although he escaped death, Durgaiah lost his ability to speak. During rehabilitation, he used to be depressed and frustrated as he was not able to earn his living as no one was ready to employ him. Through action and writing he used to express his keen desire to speak again," added the doctor. The most challenging aspect for Mr Durgaiah was getting a donor for implantation as he could not afford for the treatment which would have cost him at least ₹20,000. He was, however, fortunate to get a donor. After getting his voice back, Mr Durgaiah said: "Not being able to speak is the biggest curse and I was like a burden to my family. Whatever I used to earn on a daily basis was just enough for survival and had no means to afford the implantation."

Baby in

Bangalore: In a medical breakthrough, a baby was born with a foetus inside a foetus. The doctor said, "The most challenging aspect for Mr Durgaiah was getting a donor for implantation as he could not afford for the treatment which would have cost him at least ₹20,000. He was, however, fortunate to get a donor. After getting his voice back, Mr Durgaiah said: "Not being able to speak is the biggest curse and I was like a burden to my family. Whatever I used to earn on a daily basis was just enough for survival and had no means to afford the implantation."

HOSPITAL

Located atop a hill in South-West Bangalore the RajaRajeswari Hospital is a multi-speciality centre that strives to set new benchmarks in the quality of healthcare. A 1300 bed institution housed in 25 serene acres, it is not only a temple of healing but a teaching hospital for graduate and postgraduate medical students as well, besides also being an active centre of medical research. The hospital, with its advanced equipment, highly qualified doctors and excellent facilities, has been steadily gaining a reputation for comprehensive treatment spanning specialities such as.

SUPER SPECIALITIES

- Arthroscopy & Joint Replacement
- Assisted Reproduction Centre
- Cardiology
- Child Development Clinic
- Diabetes Centre
- Executive Health Check-up Centre
- Gastroenterology & Hepatology
- Neonatology
- Nephrology
- Head & Neck Oncology
- Paediatric Surgery
- Plastic Cosmetic & Reconstructive Surgery
- Urology
- Trauma Care & Emergency Medical Services (T C & E M S)

SPECIALITIES

- Anaesthesiology
- Artificial Limb Centre
- Dermatology
- General Medicine
- General Surgery
- Obstetrics & Gynaecology

- Ophthalmology
- Orthopaedics
- Oral & Maxillofacial Surgery
- Otorhinolaryngology (ENT)
- Paediatrics
- Perinatology
- Physiotherapy
- Psychiatry
- Radiology & Ultrasound
- Respiratory Medicine

IMAGE, DIAGNOSTICS & LABORATORY SERVICES


- Blood Bank & Component Therapy Unit
- Cardiac Cath-Lab
- Clinical Bio-Chemistry
- Histopathology
- 1.5 T MRI & Spiral C T Scan.
- Microbiology
- Pathology
- Radiology
- Advanced Medical Research lab
- Eye Bank

OUR PARTNERS IN HEALTH CARE

- T.T.K.HEALTH CARE SERVICES TPA PVT LTD
- MEDI ASSIST INDIA TPA PVT LTD
- E-MEDITEK (TPA) SERVICES LTD
- YESHASVII MEDI ASSIST INDIA TPA PVT LTD
- SPURTHI MEDITEK(TPA) SERVICES LTD
- IFFCO TOKKIO GENERAL INSURANCE Co.LTD
- R.S.B.Y(MEDI ASSIST INDIA)

UPCOMING EMPANELMENTS ARE

- MAX BUPA
- FUTURE GENERAL GENERAL INSURANCE
- RELIANCE GENERAL INSURANCE
- GOOD HEALTH PLAN LTD





BRINGING HEALTHCARE WITHIN REACH, ROUND-THE-CLOCK

RajaRajeswari Hospital believes in making access to healthcare easy for everyone who seeks it. As a part of this, the Hospital runs regular shuttle buses to the surrounding areas to enable patients

to gain treatment. The Hospital also runs key facilities on a **24X7** basis to ensure that services are available whenever the need arises.

Pharmacy, Blood Bank, Eye Bank & Ambulance



HEALTHCARE & WELFARE





CSSD, LAUNDRY & CANTEEN

The hospital is a healthcare centre with comprehensive facilities to support its endeavour to provide the best care. Among these is a sophisticated laboratory (CSSD) round-the-clock services are others. The hospital has an in-house laundry for scientific cleaning of bed linen and patient gowns. A full fledged canteen

is available to provide hygienically prepared food to patients, their attendants and the hospital staff.



CASUALTY

To cater to medical emergencies, The RajaRajeswari Hospital operates a full-fledged Casualty Dept. that is active on a **24X7** basis. A team of experienced doctors respond to life-threatening cases with, the aim of stabilizing the patients condition.

The Hospital has a fleet of advanced ambulances which are virtually mobile ICUs with complete patient monitoring and resuscitation equipment. The round-the-clock service is staffed by specialists and trained paramedics who care for the patients during transit.





BLOOD BANK , PHARMACY & EYE BANK FACILITIES

The hospital is a healthcare centre with comprehensive facilities to support its endeavour to provide the best care. Among these is a sophisticated blood bank that accepts donor blood to meet the needs of patients requirement. A well-stocked **24 hour pharmacy** and **round-the-clock laboratory services** are others.



WE CARE & WE CURE



MEDICINE

The Department of General Medicine is at the very heart of healthcare and takes 24 x 7 care of in-patients and is responsible for bringing them back to a state of wellness.

The department also runs **regular out-patient clinics** for those cases that do not require hospitalization.



WE CARE & WE CURE



COMMUNITY MEDICINE

The Hospital adheres to a single standard for assessing and meeting community need, while retaining a geographically focused approach for soliciting community participation and involvement and providing community outreach.

The Department has hosted innumerable training conferences of both National and International repute. Training course on “Public Health Emergency - Disaster Preparedness & Response” from 25th to 29th October 2010 & 19th Sep to 23rd Sep, 2011, 10th Sep to 14th Sep 2012, in co-ordination with Health Protection Agency UK is one such example.

Reaching Out

Field Based Activities of Department of Community Medicine include adoption of Primary Health Centre –Ittamadu Village, Ramnagar Dist., Urban Health Centre –Agara, , Urban Health Centre –Channasandra -, Community Care Centre -Ramanagar Town, Ramnagar Dist. which is a supporting centre for HIV/ AIDS under NACO, India .

Grama – Panchayathi Population - Adoption Programme with allotment of unique identification number for every house – hold, for provision of cashless Health Services at RRMCH Hospital & Household surveys are conducted by the Para-Medical workers of the department .

Non-Communicable Disease Survey at Urban Slums ,School Health Surveys. Anganwadi Health – Check-up, etc.

The Department has networked with Govt. bodies, NGO’s Rotary hospitals for out-reach activities Alliances with Karnataka Health Protection Agency (KHPT), Department of Health & Family Welfare, Department of Factories & Boilers, Govt. of Karnataka & India & Health Protection Agency (HPA) UK, Birmingham, etc, which has enriched the Department in Academics .

The RajaRajeswari Dental College and Hospital, organized **Tobacco Free campaign** which was inaugurated by **Mr. Anil Kumble**, the former Indian captain





PAEDIATRICS

The Department of Paediatrics provides round-the-clock care for babies and children including neonates. Tertiary care facilities includes a **NICU** and **PICU** and the department

also runs **speciality clinics for high risk babies, nephrology, pulmonology, cardiology, neurology, adolescence** and **haematology**.



WE CARE & WE CURE



LABORATORY FACILITIES

The vast expanse of Medical Science and its complexity, necessitate that constant experiments and case studies be conducted within well-equipped laboratories. The College has an array of modern laboratories with state-of-the-art equipment. Trained laboratory staff provide proper assistance

and guidance to the students. We have a **fully automated haematology** and **ELISA machine, Fluorescent microscope, Biosafety level 2, BOD incubator, Inspissator, Deep freezer** etc



WE CARE & WE CURE



DERMATOLOGY & PSYCHIATRY

The Department of Dermatology treats all skin-related problems including cosmetic treatment. Facilities include **Electrocautery, Radio frequency treatment, Cryotherapy, Dermabrasion, Phototherapy, Laser treatment and Dermosurgery**. The department also undertakes patch testing for allergies.

The Department of Psychiatry focuses on ensuring a healthy mind in a healthy body. A team of psychiatrists, psychologists and social workers provide a range of services from **psychological assessments, psychotherapy, medication** and **ECT** to deaddiction and child guidance.



The department of Psychiatry is committed to the tripartite mission of providing the highest level of care to patients, conducting innovative research, and providing exhaustive.

The department has **Out Patient Services, EEG, Intensive care facilities**.

The service works with many mental health and social service agencies and private providers to meet the medical and social support.



WE CARE & WE CURE



DIAGNOSTICS

Accurate diagnosis is the key to proper treatment of patients and RajaRajeswari Hospital has invested in highly sophisticated diagnostic equipment. Incorporating the latest advances in the field of medical diagnostics, the equipment, operated by highly trained staff, provides the foundation upon which the hospital builds its treatment plan. Recent additions to the equipment installed include:

CT SCAN (Somatom Perspective)

- First of its kind in South Asia
- Innovative High end 128 Slice
- Extensive Radiology & Cardiology Applications
- Low Radiation dose
- High Image Quality

MRI (Magnetom Avento)

- A landmark MRI with 1.5 Tesla Whole Body Imaging System
- Landmark in Technology (TIM+DOT) Integrated System
- Landmark in Applications (up to 205cm Whole Body Imaging)

MAMMOGRAM (Planned Sophie Class)

- Detects small early tumors
- Increases the chances of positive treatment

ULTRA SOUND

- High Definition Image Construction
- Advance, True Broadband Digital Imaging
- Wide range of Applications



WE CARE & WE CURE

Moving ahead with the latest in medical technology



GENERAL SURGERY

Catering to elective and emergency procedures, the Department of Surgery has a team of highly qualified and skilled surgeons who undertake a range of operations. The team's efforts are complemented by advanced investigative systems such as **USG, CT Scan, MRI and Doppler.**



WE CARE & WE CURE



WARDS

Hospital has six floors with separate departmentwise distributed male and female wards. The **1300 beds** in the hospital are divided into various wards, each with their own dedicated staff and duty doctors. Senior doctors and

specialists make rounds to address specific issues as and when there is a need. we provide free treatment to all the poor and economically weaker section.



WE CARE & WE CURE



ORTHOPAEDICS SURGERY

The Department of Orthopaedics is equipped to treat all varieties of cases, be they trauma induced, joint disorders or replacement surgeries. The department regularly undertakes **ligaments reconstruction, hip and knee**

replacement as well **limb salvage of closed and open fractures**. The department also specializes in **SPINE SURGERIES**, while its weakly arthritis, joint and spine clinics draw patients from far and wide.



COMPONENTS OF KNEE REPLACEMENT IMPLANTS



HEALTHY CARTILAGE



DAMAGED KNEE JOINT



Damaged Hip joint



HIP JOINT REPLACEMENT



WE CARE & WE CURE



NEONATAL INTENSIVE CARE & ICU FACILITIES

The 15 bed NICU at Raja Rajeswari Hospital is among the most advanced neonatal care facilities available in the country. A highly qualified neonatologist supported by experienced staff caters to the need of neonates using specialized equipment such as **Bubble CPAP ventilators, ETCO2 monitors and High Frequency oscillatory ventilators.** Cases requiring intervention are handled within the NICU using sophisticated investigative and non-invasive **procedures** spanning **paediatric cardiac, respiratory, ENT, Ophthalmology** and more.



The hospital offers comprehensive critical care facilities with an **18 bedded ICU unit. 6 beds each are devoted to MICU, SICU and ICCU with the unit equipped with 18 multipara monitors and 10 ventilators besides other critical care equipment.** A dedicated ICU team works in co-ordination with specialists to ensure patients get the finest care possible.



WE CARE & WE CURE



OPHTHALMOLOGY SURGERY

Fully equipped with advanced diagnostic and treatment facilities, the Department of Ophthalmology is an advanced eye care centre. The department regularly treats patients with **cataract and glaucoma** and **undertakes surgeries spanning retinal detachment to squint correction** besides **laser treatment**. Regular outreach programmes and camps are conducted by the department. It is also actively involved in **Tele-ophthalmology** services.

We have state of the art **Eye Bank** facility, we do regular community outreach services and camp, adoption of urban and primary health centres.



WE CARE & WE CURE



NEPHROLOGY & UROLOGY

The mission of the Division of Nephrology is to provide the highest level of patient care, expand the frontiers of basic and clinical investigation in nephrology, and enhance and support state-of-the-art training and education.

The services offered

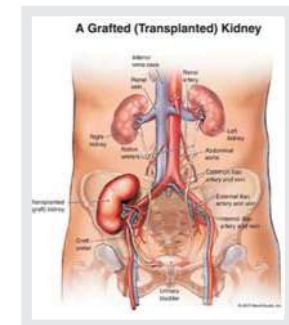
- Haemodialysis
- Kidney stone Management
- Treatment of Renal failure
- Evaluation of Kidney Function

The Department of Urology is devoted to clinical excellence in urology care. Our multidisciplinary urological team of

physicians, nurses, researchers, and support staff is dedicated to work for the best interest of our urology patients.

Services Offered

- Laparoscopy and Endoscopy
- TURP
- Laser
- Prostate Diseases
- Kidney Stone Management
- Andrology and Infertility Treatment



WE CARE & WE CURE




ENT, HEAD AND NECK SURGERY

The highly advanced equipment and techniques used by the Department of ENT, Head and Neck has resulted in a well deserved reputation for **skull base surgery**. The department plays a role in helping extend the lifespan of patients with **head and neck cancers**. **Cochlear implantation**

surgeries is another area in which the department specializes. Department is equipped with **ultra modern diagnostic & therapeutic** tools like **XOMED – 3000 Microdebrider** etc.



WE CARE & WE CURE



CARDIOLOGY, PLASTIC AND AESTHETIC SURGERY

The Department of Plastic and Aesthetic Surgery aims at enhancing quality of life through surgical procedures that rectify defects or improve perceived short-comings in looks. The department has a world-class surgical team that undertakes reconstructive, aesthetic and cosmetic surgeries using advanced equipment. Procedures conducted include reconstructive surgery for trauma and cancer patients, craniofacial surgeries for deformities and trauma, burns and hand surgeries. **Cosmetic procedures include body contouring, breast surgeries and facial rejuvenation.**

The cardiology department comprises of a team of experienced interventional cardiologists, supported by cutting edge facilities for advanced cardiac care. Periodic cardiac health camps are conducted and comprehensive cardiac care is provided to the needy at a very affordable cost.

The services include **screenings of the carotid arteries, coronary arteries, testing for PAD/PVD, and renal artery stenosis.** Cardiac catheterization lab and Cardiac Coronary Care Unit are fully functional adding feather to our cap and is offering 24X7 services in Cardiology.

The cardiology department offers **non-invasive methods of detecting hardening of the arteries, biochemical tests,** and other state-of-the-art tests.



WE CARE & WE CURE



OBG SURGERY

Amongst the busiest department in the hospital, the Department of OBG is a tertiary care centre in obstetrics and gynaecology. The well equipped labour ward. Staffed by highly qualified doctors conducts **normal** and **caesarian deliveries** and has the facilities to handle **high-risk pregnancies** state-of-the art fetal monitoring and **advanced laparoscopic equipment** enable the department to undertake treatment of **congenital anomalies**. The department has successfully handled cases of preterm babies weighing less

than 1000 gms. Regular clinics run by the department include **cancer screening, family planning and infertility**. The department is shortly planning to setup an **IVF Center**.



WE CARE & WE CURE

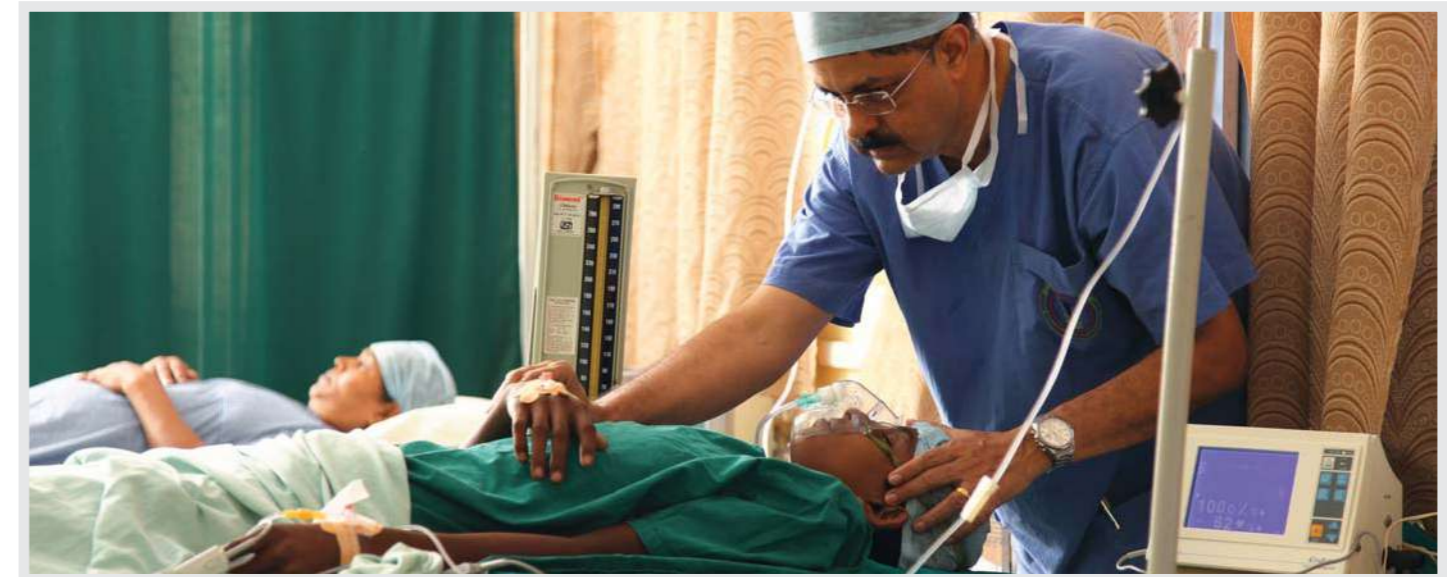


OT & ANAESTHESIOLOGY

The Raja Rajeswari Hospital has a sophisticated Operation Theatre Complex where teams of highly trained and experienced surgeons undertake complex, Surgeries. Equipped with advanced systems, the OT complex, with 10+2 operation theaters undertakes surgeries spanning a wide range of specialities from orthopedic, O B Gyn, Urology, Head & Neck, Nephro and Pediatrics.

The Dept. of Anaesthesiology plays a major role in the conduct of these surgeries. The dept. utilises the most advanced equipment to cater to the varied requirement of

patients undergoing procedures and treatment. The anaesthesiology team comprises specialists with training in **hemodynamic monitoring, management of Thoracic and Lumbar pain, blocks under ultrasound guidance, fiberoptic intubation and intra and post-operative ventilator management.**



WE CARE & WE CURE