

# JUVÉDERM® VOLBELLA® XC

**Caution: Federal (USA) law restricts this device to sale by or on the order of a licensed physician or properly licensed practitioner.**

**BEFORE USING PRODUCT, READ THE FOLLOWING INFORMATION THOROUGHLY.**

## 1. DEVICE DESCRIPTION

JUVÉDERM® VOLBELLA® XC injectable gel is a sterile, biodegradable, non-pyrogenic, viscoelastic, clear, colorless, homogeneous gel implant. It consists of cross-linked hyaluronic acid (HA) produced by *Streptococcus* species of bacteria, formulated to a concentration of 15 mg/mL with 0.3% w/w lidocaine in a physiologic buffer.

## 2. INTENDED USE/INDICATIONS

JUVÉDERM® VOLBELLA® XC injectable gel is indicated for injection into the lips for lip augmentation and for correction of perioral rhytids in adults over the age of 21.

JUVÉDERM® VOLBELLA® XC is indicated for the improvement of infraorbital hollowing in adults over the age of 21.

## 3. CONTRAINDICATIONS

- JUVÉDERM® VOLBELLA® XC is contraindicated for patients with severe allergies manifested by a history of anaphylaxis or history or presence of multiple severe allergies.
- JUVÉDERM® VOLBELLA® XC contains trace amounts of Gram-positive bacterial proteins and is contraindicated for patients with a history of allergies to such material.
- JUVÉDERM® VOLBELLA® XC contains lidocaine and is contraindicated for patients with a history of allergies to such material.

## 4. WARNINGS

- The product must not be injected into blood vessels. Introduction of JUVÉDERM® VOLBELLA® XC injectable gel into the vasculature may lead to embolization, occlusion of the vessels, ischemia, or infarction. Take extra care when injecting soft-tissue fillers, for example, after insertion of the needle, and just before injection, the plunger rod can be withdrawn slightly to aspirate and verify the needle is not intravascular, inject the product slowly, and apply the least amount of pressure necessary. Rare, but serious, adverse events associated with the intravascular injection of soft-tissue fillers in the face have been reported and include temporary or permanent vision impairment, blindness, cerebral ischemia or cerebral hemorrhage leading to stroke, skin necrosis, and damage to underlying facial structures. Immediately stop the injection if a patient exhibits any of the following symptoms, including changes in vision, signs of stroke, blanching of the skin, or unusual pain during or shortly after the procedure. Patients should receive prompt medical attention and possibly evaluation by an appropriate health care professional specialist should an intravascular injection occur (see Health Care Professional Instructions #19).
- Product use at specific sites in which an active inflammatory process (skin eruptions such as cysts, pimples, rashes, or hives) or infection is present should be deferred until the underlying process has been controlled.
- Injection site responses consist mainly of short-term inflammatory symptoms starting early after treatment and lasting ≤ 30 days. Refer to the ADVERSE EVENTS section for details.

## 5. PRECAUTIONS

- JUVÉDERM® VOLBELLA® XC injectable gel is packaged for single-patient use. Do not resterilize. Do not use if package is opened or damaged.
- In order to minimize the risks of potential complications, this product should only be used by health care professionals who have been trained in facial anatomy and vasculature, safe injection techniques, and identification and management of potential adverse events, including intravascular complications.
- Health care professionals are encouraged to discuss all potential risks of soft-tissue injection with their patients prior to treatment and ensure that patients are aware of signs and symptoms of potential complications.
- Based on preclinical studies, patients should be limited to 20 mL of any JUVÉDERM® injectable gel per 60 kg (132 lbs) body mass per year. The safety of injecting greater amounts has not been established.
- The safety and effectiveness for the treatment of anatomic regions other than the lips, perioral area, and infraorbital hollows have not been established in controlled clinical studies.
- Injection of more than 6.0 mL of JUVÉDERM® VOLBELLA® XC injectable gel for lip augmentation and correction of perioral rhytids, and more than 2.2 mL per infraorbital hollow, has not been studied.
- As with all transcutaneous procedures, dermal filler implantation carries a risk of infection. Standard precautions associated with injectable materials should be followed.
- JUVÉDERM® VOLBELLA® XC injectable gel is to be used as supplied. Modification or use of the product outside the Directions for Use may adversely impact the sterility, homogeneity, and performance of the product.
- The safety for use during pregnancy, in breastfeeding females, or in patients under 22 years has not been established.
- The safety in patients with known susceptibility to keloid formation, hypertrophic scarring, and pigmentation disorders has not been studied.
- JUVÉDERM® VOLBELLA® XC injectable gel should be used with caution in patients on immunosuppressive therapy.
- Patients who are using substances that can prolong bleeding (such as aspirin, nonsteroidal anti-inflammatory drugs, and warfarin) may, as with any injection, experience increased bruising or bleeding at injection sites.
- Patients may experience late onset adverse events with use of dermal fillers, including JUVÉDERM® VOLBELLA® XC. Refer to ADVERSE EVENTS section for details.
- After use, treatment syringes and needles are biohazards. Handle and dispose of these items in accordance with accepted medical practice and applicable local, state, and federal requirements.
- JUVÉDERM® VOLBELLA® XC injectable gel is a clear, colorless gel without visible particulates. In the event that the content of a syringe shows signs of separation and/or appears cloudy, do not use the syringe; notify Allergan Product Support at 1-877-345-5372.
- JUVÉDERM® VOLBELLA® XC should only be used by health care professionals who have appropriate experience and who are knowledgeable about the anatomy and the product for use in the lips, perioral area, and infraorbital hollows.
- If laser treatment, chemical peeling, or any other procedure based on active dermal response is considered after treatment with JUVÉDERM® VOLBELLA® XC, there is a possible risk of eliciting an inflammatory reaction at the implant site. An inflammatory reaction is also possible if the product is administered before the skin has healed completely after such a procedure.
- Failure to comply with the needle attachment instructions could result in needle disengagement and/or product leakage at the LUER-LOK® and needle hub connection.

## 6. ADVERSE EVENTS

### A. US Pivotal Study of JUVÉDERM® VOLBELLA® XC for Lip Augmentation and Perioral Rhytids

In the multicenter, double-blind, randomized, controlled clinical trial to evaluate the safety and effectiveness of JUVÉDERM® VOLBELLA® XC versus Restylane-L® (control) for lip augmentation and correction of perioral rhytids, subjects were randomized and treated in a 3:1 ratio with either JUVÉDERM® VOLBELLA® XC (N = 168) or control (N = 56).

Subjects used preprinted diary forms to record specific signs and symptoms of injection site responses (ISRs) experienced during the 30 days after initial treatment, touch-up treatment (if performed), and repeat treatment. Subjects were instructed to rate each ISR listed on the diary as Mild, Moderate, Severe, or None.

- Mild ISRs were defined as awareness of sign or symptom but easily tolerated.
- Moderate ISRs were defined as discomfort enough to cause interference with usual activity.
- Severe ISRs were defined as incapacitating with inability to work or do usual activity.

The severity and duration of all ISRs reported by > 5% of subjects who completed post-treatment diary forms after initial treatment are summarized in Table 1 and Table 2, respectively. Table 3 shows the severity and duration of all ISRs after repeat treatment reported by > 5% of subjects. The majority of ISRs were mild or moderate in intensity, and their duration was short lasting (30 days or less). There were no significant differences in ISRs reported between JUVÉDERM® VOLBELLA® XC and control. The incidence, severity, and duration of ISRs reported after the touch-up and repeat treatments were generally lower than those reported after initial treatment.

**Table 1. Injection Site Responses by Severity After Initial Treatment Occurring in > 5% of Treated Subjects**

Injection Site Response	JUVÉDERM® VOLBELLA® XC				Needle Severity <sup>a</sup>			
	Total % (n/N) <sup>b</sup>	Mild <sup>c</sup> %	Moderate <sup>b</sup> %	Severe <sup>b</sup> %	Total %	Mild <sup>c</sup> %	Moderate <sup>b</sup> %	Severe <sup>b</sup> %
Any ISR	97.4% (150/154)	14.7%	45.3%	40.0%	98.0% (50/51)	8.0%	44.0%	48.0%
Swelling	92.9% (143/154)	23.1%	49.7%	27.3%	98.0% (50/51)	16.0%	46.0%	38.0%
Tenderness	89.6% (138/154)	53.6%	32.6%	13.8%	92.2% (47/51)	23.4%	66.0%	10.6%
Firmness	89.0% (137/154)	32.8%	48.2%	19.0%	92.2% (47/51)	25.5%	59.6%	14.9%
Bruising	89.0% (137/154)	35.0%	40.9%	24.1%	90.2% (46/51)	30.4%	47.8%	21.7%
Lumps/Bumps	87.7% (135/154)	43.0%	42.2%	14.8%	90.2% (46/51)	30.4%	52.2%	17.4%
Redness	83.1% (128/154)	47.7%	39.1%	13.3%	88.2% (45/51)	40.0%	44.4%	15.6%
Pain	80.5% (124/154)	58.9%	30.6%	10.5%	92.2% (47/51)	42.6%	46.8%	10.6%
Discoloration	41.6% (64/154)	54.7%	34.4%	10.9%	49.0% (25/51)	40.0%	36.0%	24.0%
Itching	30.5% (47/154)	76.6%	17.0%	6.4%	37.3% (19/51)	63.2%	36.8%	0%
Dryness	5.2% (8/154)	37.5%	37.5%	25.0%	3.9% (2/51)	0%	50.0%	50.0%

<sup>a</sup> N denotes the number of subjects who recorded responses in the diaries after initial treatment.

<sup>b</sup> Maximum reported severity in the diary. The percentages by severity are based on the number of subjects with the corresponding injection site response.

**Table 2. Injection Site Responses by Duration After Initial Occurring in > 5% of Treated Subjects Treatment**

Injection Site Response	JUVÉDERM® VOLBELLA® XC					Control				
	Total % (n/N) <sup>a</sup>	1-3 Days <sup>b</sup> %	4-7 Days <sup>b</sup> %	8-14 Days <sup>b</sup> %	15-30 Days <sup>b</sup> %	Total % (n/N) <sup>a</sup>	1-3 Days <sup>b</sup> %	4-7 Days <sup>b</sup> %	8-14 Days <sup>b</sup> %	15-30 Days <sup>b</sup> %
Any ISR	97.4% (150/154)	9.3%	30.0%	20.0%	40.7%	98.0% (50/51)	6.0%	44.0%	8.0%	42.0%
Swelling	92.9% (143/154)	46.9%	34.3%	13.3%	5.6%	98.0% (50/51)	42.0%	36.0%	12.0%	10.0%
Tenderness	89.6% (138/154)	47.8%	29.0%	15.2%	8.0%	92.2% (47/51)	31.9%	36.2%	25.5%	6.4%
Firmness	89.0% (137/154)	39.4%	27.0%	18.2%	15.3%	92.2% (47/51)	29.8%	40.4%	10.6%	19.1%
Bruising	89.0% (137/154)	32.8%	49.6%	13.9%	3.6%	90.2% (46/51)	26.1%	65.2%	8.7%	0%
Lumps/Bumps	87.7% (135/154)	24.4%	25.2%	17.0%	33.3%	90.2% (46/51)	32.6%	23.9%	4.3%	39.1%
Redness	83.1% (128/154)	65.6%	28.1%	5.5%	0.8%	88.2% (45/51)	57.8%	35.6%	6.7%	0%
Pain	80.5% (124/154)	75.8%	18.5%	4.8%	0.8%	92.2% (47/51)	61.7%	31.9%	6.4%	0%
Discoloration	41.6% (64/154)	64.1%	26.6%	6.3%	3.1%	49.0% (25/51)	68.0%	20.0%	4.0%	8.0%
Itching	30.5% (47/154)	72.3%	17.0%	8.5%	2.1%	37.3% (19/51)	78.9%	21.1%	0%	0%
Dryness	5.2% (8/154)	37.5%	0%	37.5%	25.0%	3.9% (2/51)	0%	50.0%	0%	50.0%

<sup>a</sup> N denotes the number of subjects who recorded responses in the diaries after initial treatment.

<sup>b</sup> Maximum reported severity in the diary. The percentages by severity are based on the number of subjects with the corresponding injection site response.

**Table 3. Injection Site Responses by Severity and Duration After Repeat Treatment with JUVÉDERM® VOLBELLA® XC Occurring in > 5% of Treated Subjects**

Injection Site Response	Total % (n/N) <sup>a</sup>	Severity <sup>b</sup>			Duration <sup>c</sup>			
		Mild <sup>b</sup> %	Moderate <sup>b</sup> %	Severe <sup>b</sup> %	1-3 Days <sup>b</sup> %	4-7 Days <sup>b</sup> %	8-14 Days <sup>b</sup> %	15-30 Days <sup>b</sup> %
Any ISR	90.2% (111/123)	18.9%	44.1%	36.9%	18.0%	30.6%	25.2%	26.1%
Swelling	87.8% (108/123)	36.1%	41.7%	22.2%	50.9%	33.3%	13.9%	1.9%
Tenderness	83.7% (103/123)	47.6%	35.9%	16.5%	52.4%	27.2%	16.5%	3.9%
Firmness	80.5% (99/123)	39.4%	39.4%	21.2%	39.4%	22.2%	25.3%	13.1%
Lumps/Bumps	79.7% (98/123)	41.8%	39.8%	18.4%	39.8%	22.4%	15.3%	22.4%
Bruising	77.2% (95/123)	36.8%	43.2%	20.0%	40.0%	43.2%	16.8%	0%
Pain	72.4% (89/123)	44.9%	47.2%	7.9%	68.5%	15.7%	12.4%	3.4%
Redness	69.9% (86/123)	48.8%	37.2%	14.0%	62.8%	29.1%	7.0%	1.2%
Discoloration	30.9% (38/123)	60.5%	31.6%	7.9%	76.3%	21.1%	2.6%	0%
Itching	26.0% (32/123)	50.0%	46.9%	3.1%	71.9%	18.8%	6.3%	3.1%

<sup>a</sup> N denotes the number of subjects who recorded responses in the diaries after initial treatment.

<sup>b</sup> Maximum severity reported in the diary. The percentages by severity are based on the number of subjects with the corresponding injection site response.

<sup>c</sup> Maximum duration reported in the diary. The percentages by duration are based on the number of subjects with the corresponding injection site response.

ISRs that lasted beyond the 30-day diaries were considered adverse events (AEs). AEs were also reported by the Evaluating Investigator at follow-up visits. After initial treatment (or touch-up treatment, if performed), treatment-related AEs were reported in 50.0% (84/168) of subjects treated with JUVÉDERM® VOLBELLA® XC and 51.8% (29/56) of subjects treated with control. The severity and duration of treatment-related AEs reported by > 5% of subjects after initial treatment (or touch-up treatment) are summarized in Table 4 and Table 5. All AEs with an incidence > 5% were treatment-related.

Most subjects treated with JUVÉDERM® VOLBELLA® XC experienced mild (42.3%, 71/168) or moderate (17.3%, 29/168) treatment-related AEs. Similar results were observed after treatment with control (41.1% [23/56] and 23.2% [13/56] of subjects experienced mild and moderate AEs, respectively). Regardless of treatment group, the treatment-related AEs generally required no action to be taken and resolved without sequelae.

**Table 4. Treatment-Related Adverse Events by Severity After Initial Treatment Occurring in > 5% of Treated Subjects**

Adverse Event	JUVÉDERM® VOLBELLA® XC (n = 168)				Control (n = 56)			
	Subjects <sup>a</sup>	Mild <sup>b</sup>	Moderate <sup>b</sup>	Severe <sup>b</sup>	Subjects <sup>a</sup>	Mild <sup>b</sup>	Moderate <sup>b</sup>	Severe <sup>b</sup>
Injection Site Mass	32.1%	26.8%	4.2%	1.2%	26.8%	17.9%	5.4%	3.6%
Injection Site Bruising	17.9%	10.7%	7.1%	0%	19.6%	10.7%	8.9%	0%
Injection Site Pain	11.9%	7.7%	4.2%	0%	21.4%	8.9%	8.9%	3.6%
Injection Site Induration	8.9%	7.7%	0.6%	0.6%	7.1%	3.6%	3.6%	0%
Injection Site Swelling	8.3%	4.8%	3.6%	0%	12.5%	3.6%	3.6%	5.4%
Injection Site Dryness	4.2%	3.0%	1.2%	0%	5.4%	1.8%	3.6%	0%

<sup>a</sup> The percentages are based on the number of subjects who received treatment with the corresponding product.

**Table 5. Treatment-Related Adverse Events by Duration After Initial Treatment Occurring in > 5% of Treated Subjects**

Adverse Event	JUVÉDERM® VOLBELLA® XC (n = 168)						Control (n = 56)					
	Events % (n/N)	≤ 7 Days <sup>a</sup> %	8-14 Days <sup>a</sup> %	15-30 Days <sup>a</sup> %	> 30 Days <sup>a</sup> %	Not yet Resolved	Events % (n/N)	≤ 7 Days <sup>a</sup> %	8-14 Days <sup>a</sup> %	15-30 Days <sup>a</sup> %	> 30 Days <sup>a</sup> %	Not yet Resolved <sup>d</sup>
Injection Site Mass	29.0% (100/345)	5.0%	1.0%	15.0%	76.0%	3.0%	26.1% (29/111)	10.3%	3.4%	3.4%	69.0%	13.8%
Injection Site Bruising	15.9% (55/345)	52.7%	2.9%	14.5%	3.6%	0%	18.0% (20/111)	60.0%	30.0%	10.0%	0%	0%
Injection Site Pain	12.2% (42/345)	50.0%	9.5%	4.8%	35.7%	0%	18.9% (21/111)	85.7%	9.5%	0%	4.8%	0%
Injection Site Induration	12.5% (43/345)	0%	4.7%	0%	95.3%	0%	6.3% (7/111)	0%	0%	0%	100%	0%
Injection Site Swelling	9.3% (32/345)	43.8%	18.8%	6.3%	31.3%	0%	15.3% (17/111)	64.7%	0%	11.8%	23.5%	0%
Injection Site Dryness	3.8% (13/345)	0%	46.2%	0%	53.8%	0%	4.5% (5/111)	60.0%	0%	40.0%	0%	0%

<sup>a</sup> The percentages by duration are based on the number of events for the corresponding treatment-related adverse event.

Treatment-related AEs after initial treatment (or touch-up treatment) occurring in ≤ 5% of subjects included chapped lips, dizziness, dry lips, general physical condition abnormal, headache, lip disorder (lumps), lip injury, oral herpes, presyncope, wound, and injection site discoloration, discomfort, edema, erythema, exfoliation, hyperaesthesia, hypoaesthesia, laceration, nodule, papule, paraesthesia, pruritus, and reaction.

In the clinical study, 7 subjects had lumps/bumps or swelling that occurred weeks to months after treatment. All of these AEs were mild or moderate. Swelling was treated with acetaminophen or doxycycline, and no treatment was given for the lumps/bumps. All of these events resolved without sequelae.

After repeat treatment in the JUVÉDERM® VOLBELLA® XC treatment group, treatment-related AEs were reported in 13.7% (17/124) of subjects. Injection site mass occurred in 7.3% (9/124) of subjects. Treatment-related AEs occurring in ≤ 5% of subjects included chapped lips and injection site bruising, edema, induration, and pain. Treatment-related AEs after repeat treatment occurred with lower incidence rates, severity, and duration compared to initial/touch-up treatment.

There were no treatment-related serious adverse events reported.

Lip safety assessments such as lip texture, functional features of the lips, lip sensitivity and sensation, Tyndall, and speech and articulation were evaluated at the screening visit and throughout the study. None

of the lip assessments were remarkable or presented any safety concerns after treatment with either JUVÉDERM® VOLBELLA® XC or control. On the validated Recovery Early Life Impact module of the FACE-Q questionnaire, subject reports showed that treatment with JUVÉDERM® VOLBELLA® XC (mean score of 81.1) was significantly less disruptive to normal daily activities than treatment with control (mean score of 73.1).

### B. European Clinical Study for Lip Augmentation and Perioral Rhytids

In a prospective, randomized, multicenter study, 280 subjects desiring lip volume enhancement were randomized 1:1 to receive treatment with JUVÉDERM® VOLBELLA® XC or control. The subjects returned to the investigational sites at quarterly intervals for follow-up evaluations with the Treating Investigator. Subjects could receive repeat treatment with JUVÉDERM® VOLBELLA® XC at months 6, 9, or 12 if the Investigator determined that the subject's Allergan Lip Fullness Scale (LFS) score had returned to baseline, or at month 12 if the subject's LFS score was lower than the treatment goal as assessed by the Investigator. At 1 month after repeat treatment, subjects returned for a final follow-up visit and were then exited from the study.

Common and expected ISRs were collected via 30-day diaries after each treatment. The incidence, severity, and duration of ISRs for subjects treated with JUVÉDERM® VOLBELLA® XC after initial treatment are shown in Table 6. Most subjects reported an ISR after treatment, with the most common being swelling, tenderness, and firmness. The majority of ISRs were mild to moderate in severity and resolved within 14 days. The incidence of ISRs after touch-up treatment was lower than that after initial treatment. The ISRs after repeat treatment were similar to those after initial treatment.

**Table 6. Injection Site Responses by Severity and Duration After Initial Treatment with JUVÉDERM® VOLBELLA® XC Occurring in > 5% of Treated Subjects**

Injection Site Response	Total % (n/N) <sup>a</sup>	Severity <sup>b</sup>			Duration <sup>c</sup>			
		Mild <sup>b</sup> %	Moderate <sup>b</sup> %	Severe <sup>b</sup> %	1-3 Days <sup>b</sup> %	4-7 Days <sup>b</sup> %	8-14 Days <sup>b</sup> %	15-30 Days <sup>b</sup> %
Any ISR	95.5% (126/132)	17.5%	50.0%	32.5%	23.8%	28.6%	26.2%	21.4%
Swelling	90.9% (120/132)	31.7%	46.7%	21.7%	52.5%	40.8%	5.8%	0.8%
Tenderness	87.1% (115/132)	49.6%	42.6%	7.8%	57.4%	27.8%	10.4%	4.3%
Firmness	82.6% (109/132)	46.8%	38.5%	14.7%	45.9%	24.8%	18.3%	11.0%
Bruising	78.0% (103/132)	35.9%	41.7%	22.3%	35.0%	48.5%	15.5%	1.0%
Lumps/Bumps	76.5% (101/132)	37.6%	49.5%	12.9%	35.6%	25.7%	17.8%	20.8%
Redness	76.5% (101/132)	54.5%	38.6%	6.9%	73.3%	19.8%	6.9%	0%
Pain	68.9% (91/132)	50.5%	44.0%	5.5%	80.2%	16.5%	3.3%	0%
Itching	21.2% (28/132)	64.3%	25.0%	10.7%	82.1%	14.3%	3.6%	0%
Discoloration	17.4% (23/132)	65.2%	30.4%	4.3%	73.9%	21.7%	0%	4.3%

<sup>a</sup> N denotes the number of subjects who recorded responses in the diaries after initial treatment.

<sup>b</sup> Maximum severity reported in the diary. The percentages by severity are based on the number of subjects with the corresponding injection site response.

<sup>c</sup> Maximum duration reported in the diary. The percentages by duration are based on the number of subjects with the corresponding injection site response.

ISRs lasting beyond the 30-day diaries were considered AEs. AEs were also reported by the Investigator at follow-up visits. Among the 139 subjects treated with JUVÉDERM® VOLBELLA® XC at the initial treatment, 14 (10.1%) experienced a total of 22 treatment-related AEs. The most common treatment-related AE was injection site mass (lumps/bumps). Subjects treated with JUVÉDERM® VOLBELLA® XC experienced mild (7.9%, 11/139) or moderate (2.9%, 4/139) treatment-related AEs. In general, the treatment-related AEs required no action and resolved without sequelae.

Among the 139 subjects who were treated with JUVÉDERM® VOLBELLA® XC at initial treatment and received repeat treatment with JUVÉDERM® VOLBELLA® XC, 3 experienced a total of 4 treatment-related AEs after repeat treatment. These AEs include 3 reports of injection site mass and 1 report of oral herpes. None required treatment. Of the 4 AEs, 2 were mild (1 injection site mass [lumps/bumps] and 1 oral herpes), which resolved without sequelae, and 2 were reported with a maximum severity of severe (both events were injection site mass [lumps/bumps] in 1 subject) and then mild at the completion of the study.

### C. US Pivotal Study of JUVÉDERM® VOLBELLA® XC for the Improvement of Infraorbital Hollowing

In the randomized, controlled clinical trial to evaluate the safety and effectiveness of JUVÉDERM® VOLBELLA® XC, there were 105 subjects treated in the infraorbital hollows during the primary phase of the study. Touch-up treatments occurred approximately 30 days after initial injection. After the 3 month no treatment control period, control subjects were allowed to receive treatment; 29 control subjects were treated in the study.

Subjects used an electronic diary to record specific signs and symptoms of ISRs experienced during the 30 days after initial treatment, touch-up treatment (if performed), and repeat treatment. Subjects were instructed to rate each ISR listed on the diary as Mild, Moderate, Severe, or None.

The severity and duration of ISRs reported by treatment group subjects who completed post-treatment diary forms after initial treatment are summarized in Table 7. Table 8 shows the severity and duration of ISRs after repeat treatment. The majority of ISRs were mild, and their duration was short lasting (7 days or less). The incidence, severity, and duration of ISRs reported after the touch-up and repeat treatments were generally lower than those reported after initial treatment.

**Table 7. ISRs by Severity and Duration After Initial Treatment Occurring in > 5% of Treated Subjects**

Injection Site Response	Total % (n/N) <sup>a</sup>	Severity <sup>b</sup>			Duration <sup>c</sup>			
		Mild %	Moderate %	Severe %	1-3 Days %	4-7 Days %	8-14 Days %	15-30 Days %
Tenderness to Touch	47.7% (63/132)	88.9% (56/63)	9.5% (6/63)	1.6% (1/63)	57.1% (36/63)	22.2% (14/63)	15.9% (10/63)	4.8% (3/63)
Bruising	40.2% (53/132)	77.4% (41/53)	18.9% (10/53)	3.8% (2/53)	43.4% (23/53)	20.8% (11/53)	22.6% (12/53)	13.2% (7/53)
Swelling	41.7% (55/132)	80.0% (44/55)	18.2% (10/55)	1.8% (1/55)	49.1% (27/55)	20.0% (11/55)	23.6% (13/55)	7.3% (4/55)
Lumps/Bumps	38.6% (51/132)	82.4% (42/51)	17.6% (9/51)	0% (0/51)	49.0% (25/51)	15.7% (8/51)	13.7% (7/51)	21.6% (11/51)
Redness	34.8% (46/132)	87.0% (40/46)	13.0% (6/46)	0% (0/46)	67.4% (31/46)	17.4% (8/46)	6.5% (3/46)	8.7% (4/46)
Pain after Injection	33.3% (44/132)	81.8% (36/44)	18.2% (8/44)	0% (0/44)	79.5% (35/44)	11.4% (5/44)	6.8% (3/44)	2.3% (1/44)
Firmness	33.3% (44/132)	86.4% (38/44)	13.6% (6/44)	0% (0/44)	50.0% (22/44)	25.0% (11/44)	13.6% (6/44)	11.4% (5/44)
Discoloration	18.9% (25/132)	88.0% (22/25)	12.0% (3/25)	0% (0/25)	52.0% (13/25)	16.0% (4/25)	20.0% (5/25)	12.0% (3/25)
Itching	11.4% (15/132)	80.0% (12/15)	20.0% (3/15)	0% (0/15)	53.3% (8/15)	20.0% (3/15)	13.3% (2/15)	13.3% (2/15)

<sup>a</sup> N denotes the number of subjects who recorded responses in the diaries after initial treatment.

<sup>b</sup> Maximum reported severity in the diary. The percentages by severity are based on the number of subjects with the corresponding ISR.

<sup>c</sup> Maximum duration reported in the diary. The percentages by duration are based on the number of subjects with the corresponding ISR.

**Table 8. ISRs Responses by Severity and Duration After Repeat Treatment with JUVÉDERM® VOLBELLA® XC Occurring in > 5% of Treated Subjects**

Injection Site Response	Total % (n/N) <sup>a</sup>	Severity <sup>b</sup>			Duration <sup>c</sup>			
		Mild %	Moderate %	Severe %	1-3 Days %	4-7 Days %	8-14 Days %	15-30 Days %
Tenderness to Touch	34.3% (12/35)	83.3% (10/12)	8.3% (1/12)	8.3% (1/12)	41.7% (5/12)	25.0% (3/12)	8.3% (1/12)	25.0% (3/12)
Pain after Injection	28.6% (10/35)	90.0% (9/10)	0% (0/10)	10% (1/10)	60.0% (6/10)	10.0% (1/10)	10.0% (1/10)	20.0% (2/10)
Firmness	28.6% (10/35)	90.0% (9/10)	10% (1/10)	0% (0/10)	60.0% (6/10)	20.0% (2/10)	10.0% (1/10)	10.0% (1/10)
Swelling	28.6% (10/35)	70.0% (7/10)	20.0% (2/10)	10.0% (1/10)	40.0% (4/10)	20.0% (2/10)	20.0% (2/10)	20.0% (2/10)
Lumps/Bumps	25.7% (9/35)	77.8% (7/9)	11.1% (1/9)	11.1% (1/9)	44.4% (4/9)	11.1% (1/9)	22.2% (2/9)	22.2% (2/9)
Redness	25.7% (9/35)	77.8% (7/9)	11.1% (1/9)	11.1% (1/9)	55.6% (5/9)	44.4% (4/9)	0% (0/9)	0% (0/9)
Bruising	20.0% (7/35)	85.7% (6/7)	14.3% (1/7)	0% (0/7)	28.6% (2/7)	28.6% (2/7)	42.9% (3/7)	0% (0/7)
Discoloration	8.6% (3/35)	100% (3/3)	0% (0/3)	0% (0/3)	66.7% (2/3)	0% (0/3)	33.3% (1/3)	0% (0/3)
Itching	5.7% (2/35)	50.0% (1/2)	50.0% (1/2)	0% (0/2)	100% (2/2)	0% (0/2)	0% (0/2)	0% (0/2)

<sup>a</sup> N denotes the number of subjects who recorded responses in the diaries after repeat treatment.

<sup>b</sup> Maximum severity reported in the diary. The percentages by severity are based on the number of subjects with the corresponding ISR.

<sup>c</sup> Maximum duration reported in the diary. The percentages by duration are based on the number of subjects with the corresponding ISR.

AEs were reported by the Treating Investigator at follow-up visits. After initial treatment (or touch-up treatment, if performed), treatment-related AEs were reported in 9.5% (10/105) of subjects in the treatment group. The most common treatment-related AEs were injection site bruising (3.8%) and injection site swelling (3.8%). Other treatment-related AEs included dizziness, injection site pain, injection site edema, and syncope. All treatment-related AEs were mild, generally required no action to be taken, and resolved without sequelae.

In the clinical study, 3 subjects had mild swelling that occurred greater than 30 days after treatment. The swelling was treated with antibiotics for 1 subject; the other subjects did not require treatment. All of these events resolved within 45 days without sequelae.

There were no treatment-related AEs after repeat treatment with JUVÉDERM® VOLBELLA® XC.

There were no treatment-related serious AEs reported in the study.

Safety assessments such as Tyndall effect, visual acuity, confrontational visual fields, and ocular motility were evaluated at the screening visit and throughout the study. None of the safety assessments were remarkable or presented safety concerns after treatment with JUVÉDERM® VOLBELLA® XC.

### Safety Subgroup Analyses

Subgroup analyses for ISRs and AEs were performed based on baseline Allergan Infraorbital Hollows Scales (AIHS), injection volume, primary injection instrument (cannula or needle), gender, Fitzpatrick skin type, age, and investigational site. Swelling (as an ISR) by injection instrument was the only subgroup that showed a difference; 49.3% (35/71) treated with cannula compared to 31.7% (20/63) treated with needle reported swelling. However, the severity and duration of swelling were similar for both needle and cannula. No significant differences were observed among the other subgroups evaluated for ISRs and AEs.

### D. Post Market Surveillance

JUVÉDERM® VOLBELLA® XC (also known as JUVÉDERM® VOLBELLA® with Lidocaine) has been marketed outside the United States since 2012 and in the United States since 2016.

The following AEs were received from post market surveillance for JUVÉDERM® VOLBELLA® with lidocaine with a frequency of

5 events or more and were not observed in the clinical studies; this includes reports received globally from all sources including scientific journals and voluntary reports. All AEs obtained through post market surveillance are listed in order of number of reports received: edema, non-inflammatory nodule, inflammatory reaction, pain, inflammatory nodule/granuloma, allergic reaction, loss/lack of correction, hematoma, unsatisfactory result, skin discoloration, infection, neurological symptoms such as increase or decrease in sensation, device migration, vascular occlusion, dermatitis, anxiety, blister, dry skin, varied injuries, abscess, overcorrection, herpes, flu-like symptoms, headache, drainage, scarring, angioedema, vision abnormalities, bleeding, malaise, necrosis, cyst, acne, dizziness, dyspnea, lymphadenopathy, autoimmune disorder exacerbation, calcification, vision loss, anaphylactic reaction, depression, telangiectasia, extrusion, and syncope.

In many cases the symptoms resolved without any treatment. Reported treatments included the use of (in alphabetical order): analgesics, antibiotics, antifungals, antihistamines, antiviral, arnica, ACE inhibitors, drainage, eye drops, hyaluronidase, ice, laser treatment, massage, NSAIDs, petroleum jelly, steroids, ultrasound therapy, vasodilators, and warm compress. Outcomes for these reported events ranged from resolved to ongoing at the time of last contact.

Vision abnormalities have been reported following injection of JUVÉDERM® VOLBELLA® XC into the glabella, lip, cheek and/or periorbital area, with a time to onset ranging from immediate to 2 months following injection. Reported treatments include antibiotics, anti-inflammatories, hyaluronidase, NSAIDs, and steroids. Outcomes ranged from resolved to ongoing at the time of last contact. (see WARNINGS section).

Delayed-onset inflammation near the site of dermal filler injections is one of the known adverse events associated with dermal fillers. Cases of delayed-onset inflammation have been reported to occur at the dermal filler treatment site following viral or bacterial illnesses or infections, vaccinations, or dental procedures. Typically, the reported inflammation was responsive to treatment or resolved on its own.

Adverse reactions should be reported to Allergan Product Surveillance Department at 1-877 345 5372.

## 7. CLINICAL STUDIES

### A. Pivotal Study of JUVÉDERM® VOLBELLA® XC for Lip Augmentation and Perioral Rhytids

#### Pivotal Study Design

A prospective, double-blind, randomized, controlled, multicenter clinical study was conducted to evaluate the safety and effectiveness of JUVÉDERM® VOLBELLA® XC versus control for injection into the lips and perioral area (vermilion, vermilion border, philtral columns, Cupid’s bow, perioral lines, and/or oral commissures) for lip augmentation and the correction of perioral rhytids. A total of 224 subjects were randomized and underwent treatment with either JUVÉDERM® VOLBELLA® XC (N = 168) or control (N = 56) at the outset of the study. An optional touch-up treatment was performed approximately 1 month after the initial treatment, if deemed necessary, to achieve optimal correction.

The follow-up period consisted of safety and effectiveness follow-up visits at 1, 3, 6, 9, and 12 months after the last treatment. Subjects were then eligible for a repeat treatment with JUVÉDERM® VOLBELLA® XC, with post-treatment follow-up for 1 month after repeat treatment, at which time all subjects completed the study.

#### Study Endpoints

The primary effectiveness measure for the study was the analysis of non-inferiority of JUVÉDERM® VOLBELLA® XC relative to control in terms of change from baseline to month 3 in mean lip fullness based on Evaluating Investigator assessments using the validated 5 point Allergan Lip Fullness Scale (LFS).

Secondary measures included Evaluating Investigators’ assessment of subjects’ perioral lines using the validated Perioral Lines Severity

Scale (POLSS) and subjects’ satisfaction with their lips using the validated *Satisfaction with Lips* module of the FACE-Q.

Additional effectiveness measures included Evaluating Investigators’ assessments of subjects’ upper- and lower-lip fullness using the LFS, perioral lines severity at maximal contraction using the Perioral Lines at Maximal Contraction (POLM) scale, oral commissures severity using the Oral Commissures Severity Scale (OCSS), global aesthetic improvement using the Global Aesthetic Improvement Scale (GAIS), and assessment of lip smoothness. Subjects performed self-assessments of lip lines (using the *Lip Lines* module of the FACE-Q), lip hydration, and natural look and feel of the lips. The Treating Investigators also assessed injection ease and product moldability.

Safety measures included incidence, severity, and duration of ISRs and AEs, subjects’ assessments of procedural pain and impact to daily activities using the *Recovery Early Life Impact* module of the FACE Q questionnaire, and Evaluating Investigators’ assessments of Tyndall effect, lip sensation, features of the lip, and changes in pronunciation.

### Subject Demographics

Subject demographics and pretreatment characteristics of the JUVÉDERM® VOLBELLA® XC and control groups are presented in Table 9.

**Table 9. Subject Demographics and Pretreatment Characteristics (N = 224)**

	JUVÉDERM® VOLBELLA® XC (N = 168) % (n/N)	Control (N = 56) % (n/N)
<b>Gender</b>		
Female	97.6% (164/168)	94.6% (53/56)
Male	2.4% (4/168)	5.4% (3/56)
<b>Age (years)</b>		
Median	53	55
Range (min, max)	22-78	23-75
<b>Race</b>		
Caucasian	85.7% (144/168)	87.5% (49/56)
African-American	8.9% (15/168)	10.7% (6/56)
Asian	1.8% (3/168)	1.8% (1/56)
American Indian or Alaska Native	1.2% (2/168)	0% (0/56)
Other	2.4% (4/168)	0% (0/56)
<b>Fitzpatrick Skin Type</b>		
I/II	40.5% (68/168)	37.5% (21/56)
III/IV	47.0% (79/168)	50.0% (28/56)
V/VI	12.5% (21/168)	12.5% (7/56)
<b>Baseline Overall LFS Score</b>		
Very Marked	0% (0/168)	0% (0/56)
Marked	1.8% (3/168)	5.4% (3/56)
Moderate	35.1% (59/168)	26.8% (15/56)
Mild	43.5% (73/168)	48.2% (27/56)
Minimal	19.6% (33/168)	19.6% (11/56)

### Treatment Characteristics

The overall total median volume of JUVÉDERM® VOLBELLA® XC injected to achieve optimal outcomes was 2.6 mL. Subjects received a median volume of 1.0 mL in the upper lip, 0.8 mL in the lower lip, 0.3 mL in the perioral lines, 0.5 mL in the oral commissures, and 0.1 mL in the philtral columns. Injection volumes into the lips and perioral area after repeat treatment tended to be lower, with the typical total median injection volume to achieve optimal correction after repeat treatment being approximately 1.6 mL. Similar injection volumes were used in subjects treated with the control device.

In general, injections into the vermilion body of the upper and lower lip were subdermal, and injections into the vermilion border, Cupid’s bow, philtral columns, perioral lines, and oral commissures were intradermal. A tunneling technique, serial puncture technique, fanning technique, or combination was used to achieve optimal results.

### Effectiveness Results

The primary endpoint of the study was met. The mean change from baseline to month 3 on the Allergan LFS was 1.1 for subjects treated with JUVÉDERM® VOLBELLA® XC and 1.0 for subjects treated with control, with 80.3% (122/152) of subjects treated with JUVÉDERM®

VOLBELLA® XC and 70.8% (34/48) of subjects treated with control showing a  $\geq 1$ -point improvement in overall lip fullness.

Throughout the follow-up period, JUVÉDERM® VOLBELLA® XC continued to provide a clinically significant improvement in lip fullness ( $\geq 1$ -point mean improvement on the LFS), with a majority of subjects treated with JUVÉDERM® VOLBELLA® XC demonstrating improvement through 1 year (Table 10).

**Table 10. Effectiveness Results Through 1 Year**

	JUVÉDERM® VOLBELLA® XC
	% (n/N)
<b>1 Month</b>	86.2% (131/152)
<b>3 Months</b>	80.3% (122/152)
<b>6 Months</b>	71.1% (106/149)
<b>9 Months</b>	65.1% (95/146)
<b>1 Year</b>	61.8% (76/123)

At 3 months, improvements in perioral lines severity at rest were observed in 65.4% (53/81) of subjects treated with JUVÉDERM® VOLBELLA® XC. At 1 year, 66.2% (45/68) of subjects treated with JUVÉDERM® VOLBELLA® XC maintained improvement in perioral lines severity at rest.

At 3 months, 96.1% (147/153) of subjects treated with JUVÉDERM® VOLBELLA® XC reported improvement in satisfaction with their lips, based on the *Satisfaction with Lips* module of the FACE Q questionnaire, with the mean score increasing from 38.5 at baseline to 76.5. At 1 year, 79.7% (98/123) of subjects reported improved satisfaction with their lips over baseline, with a mean score of 59.6.

Through 1 year in the JUVÉDERM® VOLBELLA® XC group, improvements in upper and lower lip fullness were similar to the improvements seen in overall lip fullness. Subjects treated with JUVÉDERM® VOLBELLA® XC in the perioral lines and oral commissures also saw improvement in perioral lines severity at maximal contraction and oral commissures severity through 1 year.

On the GAIS at 3 months, 92.9% (143/154) of subjects in the JUVÉDERM® VOLBELLA® XC group were scored as improved or much improved in appearance. At 1 year, the percentage of subjects scored as improved or much improved was 58.5% (72/123) in the JUVÉDERM® VOLBELLA® XC group.

At 1 year, 74.8% (92/123) of subjects treated with JUVÉDERM® VOLBELLA® XC reported improvement in satisfaction with their lip lines based on the *Satisfaction with Lip Lines* module of the FACE Q questionnaire, with the mean score increasing from 37.5 at baseline to 56.3.

#### Follow-up After Repeat Treatment

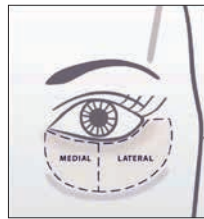
Repeat treatment with JUVÉDERM® VOLBELLA® XC was administered to 124 subjects in the JUVÉDERM® VOLBELLA® XC randomization group. The effectiveness profile after repeat treatment was similar to that after initial treatment. At 1 month after repeat treatment, the responder rate was similar to that after initial treatment, with 94.3% (115/122) of subjects showing at least a 1-point improvement in lip fullness, based on the Evaluating Investigator assessment.

#### B. Pivotal Study of JUVÉDERM® VOLBELLA® XC for the Improvement of Infraorbital Hollowing

##### Pivotal Study Design

A prospective, multicenter, single-blind, randomized, controlled clinical study was conducted to evaluate the safety and effectiveness of JUVÉDERM® VOLBELLA® XC for the treatment of infraorbital hollowing. Across 15 investigational sites, a total of 140 subjects were randomized and underwent treatment with JUVÉDERM® VOLBELLA® XC (N = 105) or delayed-treatment control (N = 35) at the outset of the study. Investigators were given the option to administer treatment with a 32G 1/2" needle and/or 27G 1 1/2" cannula. An optional touch-up treatment was performed approximately 1 month after the initial treatment, if deemed necessary, to achieve optimal improvement.

**Figure 1. Treatment Area for Infraorbital Hollowing**



The follow-up period consisted of safety and effectiveness follow-up visits at 1, 3, 6, 9, and 12 months after the last treatment. Treatment group subjects were then eligible for a repeat treatment with JUVÉDERM® VOLBELLA® XC, with post-treatment follow-up for 1 month after repeat treatment, at which time all subjects completed the study.

#### Study Endpoints

The primary effectiveness measure for the study was the blinded Evaluating Investigator's live assessment of infraorbital hollowing using the validated 5-point photonic Allergan Infraorbital Hollows Scale (AIHS), which was performed separately for each infraorbital area. The primary endpoint would be met if the responder rate for the treatment group was statistically significantly greater than that for the control group at Month 3. The responder rate is the percentage of subjects who showed at least a 1 point improvement in both infraorbital areas from baseline on the AIHS.

Secondary measures included independent assessments by the Evaluating Investigator and the subject for global aesthetic improvement using the GAIS and the *Appraisal of Lower Eyelids* module of the FACE-Q questionnaire.

Additional effectiveness measures included volume change of each infraorbital area as assessed by 3D facial digital imaging. Subjects performed self-assessments of natural look and feel of the eyes, and dark circles. The Treating Investigators also assessed injection ease and product moldability.

Safety measures included incidence, severity, and duration of ISRs and AEs, subjects' assessments of procedural pain and Evaluating Investigators' assessments of Tyndall effect, and vision assessments including Snellen visual acuity, confrontational visual fields, and ocular motility.

#### Subject Demographics

Subject demographics and pretreatment characteristics of the JUVÉDERM® VOLBELLA® XC treatment group and delayed-treatment control group are presented in Table 11.

**Table 11. Subject Demographics and Pretreatment Characteristics (N = 224)**

	JUVÉDERM® VOLBELLA® XC	Control	Total
	(N = 168) % (n/N)	(N = 32) % (n/N)	(N = 135) % (n/N)
<b>Gender</b>			
Female	90.3% (93/103)	96.9% (31/32)	91.9% (124/135)
Male	9.7% (10/103)	3.1% (1/32)	8.1% (11/135)
<b>Age (years)</b>			
Median	47	40	47.0
Range (min, max)	23-68	23-59	23-68
<b>Race</b>			
Caucasian	78.6% (81/103)	84.4% (27/32)	80.0% (108/135)
African-American	15.5% (16/103)	6.3% (2/32)	13.3% (18/135)
Asian	1.0% (1/103)	6.3% (2/32)	2.2% (3/135)
American Indian or Alaska Native	2.9% (3/103)	3.1% (1/32)	3.0% (4/135)
Other	1.9% (2/103)	0% (0/32)	1.5% (2/135)
<b>Fitzpatrick Skin Type</b>			
I/II	34.0% (35/103)	34.4% (11/32)	34.1% (46/135)
III/IV	49.5% (51/103)	56.3% (18/32)	59.1% (69/135)
V/VI	16.5% (17/103)	9.4% (3/32)	14.8% (20/135)
<b>Baseline Overall LFS Score</b>			
Very Marked	0% (0/103)	0% (0/32)	0% (0/135)
Marked	0% (0/103)	0% (0/32)	0% (0/135)
Moderate	38.8% (40/103)	43.8% (14/32)	40.0% (54/135)
Mild	61.2% (63/103)	56.3% (18/32)	60.0% (81/135)
Minimal	0% (0/103)	0% (0/32)	0% (0/135)

#### Treatment Characteristics

Injections into the infraorbital hollow were subcutaneous and/or supraperiosteal with a 32G 1/2" needle and/or 27G 1 1/2" cannula. Tunneling, fanning, serial puncture, crosshatching, bolus, or combination of these injection techniques were used. The total volume used to achieve optimal improvement for each infraorbital hollow ranged from 0.1 mL to 2.2 mL, with a median of 1.0 mL. A touch-up treatment was performed for 61% (64/105) of subjects. The median total volume used for touch-up treatment was 0.5 mL. The median total volume injected for repeat treatment was 0.8 mL.

#### Effectiveness Results

JUVÉDERM® VOLBELLA® XC provided a clinically and statistically significant improvement in the appearance of infraorbital hollowing compared to the no-treatment control group at Month 3. The primary effectiveness criteria were met in that the treatment group's responder rate of 83.1% was statistically significantly greater ( $p < 0.0001$ ) than the responder rate for the no-treatment control group (15.6%) based on the mITT population with multiple imputation. The mean improvement was clinically significant ( $\geq 1$  point), with the majority of subjects demonstrating improvement through 1 year (Table 12).

**Table 12. Effectiveness Results Through 1 Year Based on AIHS Responder Rates Using Observed Data**

	JUVÉDERM® VOLBELLA® XC
	% (n/N)
<b>1 Month</b>	88.0% (88/100)
<b>3 Months</b>	83.3% (85/102)
<b>6 Months</b>	77.6% (76/98)
<b>9 Months</b>	78.5% (73/93)
<b>1 Year</b>	73.4% (69/94)

At Month 3, the GAIS responder rate was 86.1% (87/101) based on the Evaluating Investigators' assessment and 84.0% (84/101) based on the subjects' assessment, where the responder rate was the percent of subjects with a score of improved or much improved compared to baseline. At 1 year, the GAIS responder rate by Evaluating Investigator was 75.3%, and the GAIS responder rate by subject was 78.5%.

Per the Lower Eyelid module of the FACE-Q questionnaire, the majority of subjects (89.5%, 94/105) were satisfied by their undereye area through Month 12 following treatment with JUVÉDERM® VOLBELLA® XC. At Month 3, the majority of subjects reported being not at all, or a little, bothered by how tired (80.2%, 81/101) or old (80.2%, 81/101) the under-eye area made them look compared to 15.4% (16/104) and 29.8% (31/104) at baseline, respectively.

#### Effectiveness Subgroup Analyses

Subgroup analyses were performed based on baseline AIHS, injection volume, primary injection instrument (cannula or needle), gender, Fitzpatrick skin type, age, and investigational site. Treatment group subjects showed consistent responder rates across different subgroups with the exception of primary injection instrument and investigational site. The AIHS responder rate in subjects treated using cannula was 92.9%, (52/56) and 71.1% (32/45) in subjects treated using needle at Month 3. Across all investigational sites, AIHS responder rates were consistently above 70% except at two sites, which had 0% (0/7) and 57.1% (4/7) responder rates. However, regardless of injection instrument or investigational site, the majority of subjects were satisfied across all secondary and other effectiveness measures.

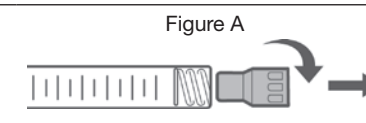
#### 8. INSTRUCTIONS FOR USE

##### A. To Attach Needle to Syringe or Cannula to the Syringe:

To ensure proper attachment to the syringe, use the 30-G or 32-G needle provided or the TSK *STERIGLIDE*® 27-G, 1 1/2" cannula.

##### STEP 1: Remove tip cap

Hold syringe and pull tip cap off the syringe, as shown in Figure A.

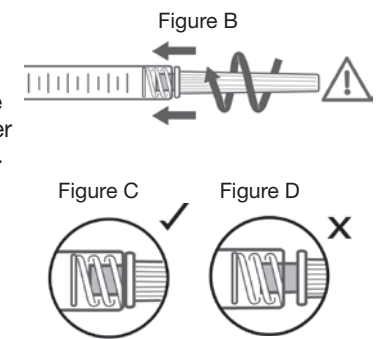


##### STEP 2: Insert needle or cannula

Hold the syringe body and firmly insert the hub of the needle (provided in the JUVÉDERM® package) or cannula (provided separately) into the LUER-LOK® end of the syringe.

##### STEP 3: Tighten the needle or cannula

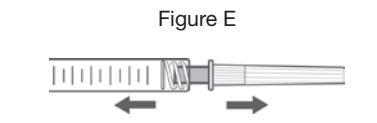
Tighten the needle or cannula by turning it firmly in a clockwise direction (see Figure B) until it is seated in the proper position, as shown in Figure C.



NOTE: If the position of the needle or cannula cap is as shown in Figure D, it is not attached correctly. Continue to tighten until the needle or cannula is seated in the proper position.

##### STEP 4: Remove the needle or cannula cap

Hold the syringe body in one hand and the needle or cannula cap in the other. Without twisting, pull in opposite directions to remove the cap, as shown in Figure E.



#### B. Health Care Professional Instructions

- JUVÉDERM® VOLBELLA® XC injectable gel is a highly cross-linked, soft, smooth gel formulation that can be injected using a fine-gauge needle (eg, 30-G or 32-G) into the lips and perioral area to add fullness and improve the shape of the lips, and to smooth perioral rhytids. JUVÉDERM® VOLBELLA® XC can also be injected using a fine-gauge needle (eg, 32-G) or cannula (eg, 27-G) to add volume from the lower eyelid to the anteromedial cheek for a smooth transition.
- The TSK *STERIGLIDE*® 27-G, 1 1/2" cannula was used in the clinical trial and is the only cannula recommended for use with JUVÉDERM® VOLBELLA® XC.
- Educational resources are available through the Allergan Medical Institute, which provides training in facial anatomy and vasculature, effective patient assessment, safe injection techniques, and identification and management of potential adverse events, including vascular complications. Health care practitioners may contact Allergan for educational and training resources.
- Completion of device-specific use training is required and will be verified prior to purchase of JUVÉDERM® VOLBELLA® XC for the improvement of infraorbital hollows.
- Prior to treatment, the patient's medical history should be obtained, and the patient should be fully apprised of the indications, contraindications, warnings, precautions, treatment responses, adverse reactions, and method of administration. Patients should also be advised that supplemental touch-up treatments may be required to achieve and maintain maximum correction.
- Before and after treatment, health care practitioners are encouraged to conduct vision assessments, including visual acuity, extraocular motility, and visual field testing.
- Health care practitioners are encouraged to be prepared with the following in the event of an intravascular injection:
  - ensuring supplies are immediately available, as recommended by the American Society for Dermatologic Surgery guidelines'
  - identifying a local ophthalmologist or ophthalmology subspecialist to be available in the event of an ophthalmic adverse event related to a dermal filler injection

- conducting a basic neurologic examination in the event of an ophthalmic adverse event due to the association of such events with central nervous system deficits
- For lip augmentation and treatment of perioral lines, the patient's treatment goals should be characterized with regard to proper proportion of upper and lower lip, vertical height, horizontal length, vermilion fullness, contouring of the vermilion border, Cupid's bow, and philtral columns, as well as perioral lip rhytids and oral commissures. Pretreatment photographs are recommended. For treatment of infraorbital hollowing, the patient's treatment goals should be characterized by improving the infraorbital hollows for a natural-looking contour.
  - Supplementary anesthesia may be used for additional pain management during and after injection.
  - After ensuring that the patient has thoroughly washed the treatment area with soap and water, the area should be swabbed with alcohol or other antiseptic. Prior to injecting, depress the plunger rod until the product flows out of the needle.
  - After insertion of the needle, and just before injection, retract the plunger rod to slightly aspirate and verify the needle is not intravascular. If blood is withdrawn, this could indicate intravascular placement, therefore stop immediately, reposition the needle/cannula and repeat the retraction step again. The absence of blood does not necessarily exclude intravascular placement. Therefore, it is important to inject the product slowly and apply the least amount of pressure necessary.
  - After the first small amount of material has been injected into the patient, wait a full 3 seconds to allow the lidocaine to take effect before proceeding with the rest of the injection.
  - The injection technique may vary with regard to angle and orientation of the needle bevel, injection depth, and the quantity administered. Tunneling, serial puncture, fanning, or a combination of these techniques may be used for lip augmentation or treatment of infraorbital hollowing to achieve optimal results. Crosshatching and bolus injection techniques have also been used to achieve optimal results for the treatment of infraorbital hollows. Injecting the product too superficially may result in visible lumps and/or discoloration.
  - Inject JUVÉDERM® VOLBELLA® XC by applying slow and even pressure on the plunger rod. It is important that the injection be stopped before the needle is pulled out of the skin to prevent material from leaking out or being placed too superficially in the skin.
  - If the needle or cannula is blocked, do not increase the pressure on the plunger rod. Instead, stop the injection and replace the needle or cannula.
  - The typical volume injected into the lips and perioral area to achieve optimal correction was approximately 2.6 mL, which may vary depending on the goals the patient wishes to achieve. Injection volumes into the lips and perioral area after repeat treatment tended to be lower, with the typical total injection volume to achieve optimal correction being approximately 1.6 mL.
  - The typical volume injected in the infraorbital hollows to achieve optimal improvement was approximately 1.0 mL in each infraorbital area, which may vary depending on the goal the patient wishes to achieve. Injection volumes into the infraorbital hollows after repeat treatment tended to be lower, with the typical total injection volume to achieve optimal improvement being approximately 0.4 mL in each infraorbital area.
  - Correct to 100% of the desired volume effect. Do not overcorrect. The degree and duration of the correction depend on the character of the defect treated, the tissue stress at the implant site, the depth of the implant in the tissue, and the injection technique. Markedly indurated defects may be difficult to correct.
  - If immediate blanching occurs, the injection should be stopped and the area massaged until it returns to a normal color. Blanching may represent a vessel occlusion. If normal skin coloring does not return, do not continue with the injection. Treat in accordance with American Society for Dermatologic Surgery guidelines, which include hyaluronidase injection.<sup>1</sup>
  - When injection is completed, the treated site should be gently massaged so that it conforms to the contour of the surrounding tissues. If overcorrection occurs, massage the area with your fingers or against an underlying superficial bone and/or teeth to obtain optimal results.
  - With patients who have localized swelling, the degree of correction is sometimes difficult to judge at the time of treatment. In these cases, it is better to invite the patient back to the office for a touch-up treatment.
  - After the initial treatment, an additional touch-up treatment may be necessary to achieve the desired level of correction. If further treatment is needed, the same procedure should be repeated until a satisfactory result is obtained. The need for an additional treatment may vary from patient to patient and is dependent upon a variety of factors such as treatment goals, skin elasticity, and dermal thickness at the treatment site.
  - Patients may have mild to moderate injection-site responses after treatment in the lips, perioral area, and infraorbital hollows, which typically resolve within 14 days. Ice may be applied, using gentle pressure, for a brief period following treatment to minimize swelling and reduce pain.
  - The health care professional should instruct the patient to promptly report to her/him any evidence of problems possibly associated with the use of JUVÉDERM® VOLBELLA® XC.

<sup>1</sup>Jones, Derek; Fitzgerald, Rebecca; Cox, Sue Ellen; et al. Preventing and Treating Adverse Events of Injectable Fillers: Evidence-Based Recommendations from the American Society for Dermatologic Surgery Multidisciplinary Task Force, *Dermatologic Surgery*; February 2021-Volume 47 - Issue 2 - p 214-226

### C. Patient Instructions

It is recommended that the following information be shared with patients:

- Within the first 24 hours, patients should avoid strenuous exercise, extensive sun or heat exposure, and alcoholic beverages. Exposure to any of the above may cause temporary redness, swelling, and/or itching at the injection sites.
- To report an adverse reaction, phone the Allergan Product Support Department at 1 877 345 5372.

### 9. HOW SUPPLIED

JUVÉDERM® VOLBELLA® XC injectable gel is supplied in individual treatment syringes with 30-G or 32 G needles for single-patient use and ready for injection (implantation). The TSK STERIGLIDE® 27-G 1½" cannula is not supplied with JUVÉDERM® VOLBELLA® XC but is available for purchase through Allergan. The volume in each syringe is as stated on the syringe label and the carton. The contents of the syringe are sterile and non-pyrogenic. Do not resterilize. Do not use if package is opened or damaged.

### 10. SHELF LIFE AND STORAGE

JUVÉDERM® VOLBELLA® XC injectable gel must be used prior to the expiration date printed on the label.

Store at room temperature (up to 25°C/77°F). DO NOT FREEZE.

JUVÉDERM® VOLBELLA® XC injectable gel has a clear appearance. In the event that a syringe contains material that is not clear, do not use the syringe; notify Allergan Product Support immediately at 1-877-345-5372.

To place an order, contact Allergan at 1-800-377-7790.

**Allergan**  
**Aesthetics**

an AbbVie company

Irvine, CA 92612 USA

1-800-624-4261

Made in France

© 2023 AbbVie. All rights reserved.

JUVÉDERM, VOLBELLA, and their designs are trademarks of Allergan Holdings France SAS, and AbbVie company, or its affiliates.

Patented. See: [www.abbvie.com/patents](http://www.abbvie.com/patents)

[hcp.juvederm.com](http://hcp.juvederm.com)

05/2023 022760 20079126