


Fluid Pendant Lamp

“We wanted to give the lamp a form with a certain softness, towards a more natural language and further removed from pure geometry. Fascinated by the way that surface tension governs the curvature of a resting water droplet, we have tried to capture it’s essence. The subtle irregularity of Fluid means that their silhouette gently changes depending upon the viewing angle. It also brings a greater light intensity to the lamps’underside - just where you need it.”

— Claesson Koivisto Rune



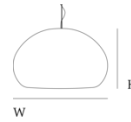
Designed by	Claesson Koivisto Rune / 2011
Environment	Indoor
Country of Production	China
Preassembled	Yes.
Description	Inspired by a resting drop of water, the Fluid Pendant Lamp shows how soft light can diffuse across a space for a cosy atmosphere. The frosted matte surface creates a glowing ambience that fits into any home or casual business setting. Present the design individually or in a group for an intimate atmosphere.
Material	The lampshade is made from mouth blown, white silk mat opal glass. The edge on top of the lamp is grinded and polished. The lid is made in Nylon66 with fibre glass.
Cleaning & Care	Clean with soft dry cloth only. Always switch off electricity supply before cleaning.
Cord length	350 cm / 137.8"
Light source included	Large: No. Small: Yes
Ceiling Cap included	Large, Small: Yes
Dimmable function	Yes.

Fluid Pendant Lamp

Dimensions

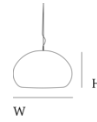
Large

Length:	42 cm / 9"
Height:	27 cm / 5.6"
Width:	42 cm / 9"
Diameter:	42 cm / 9.1"
Cord Length:	350 cm / 137.8"



Small

Length:	23 cm / 16.5"
Height:	14,3 cm / 10.6"
Width:	23 cm / 16.5"
Diameter:	23 cm / 16.5"
Cord Length:	350 cm / 137.8"



Ready-to-ship

Opal White



Lamp rating

	Large	Small
Voltage	220-240V	220-240V
Frequency	50/60Hz	50/60Hz
IP Rating	IP20	IP20
Classification	Class II	Class II
Socket	1 x G9. Max. 40W; Halogen. Max. 5W; LED	1 x G9. Max. 40W; Halogen. Max. 5W; LED

Light source recommendation


	Large
Lamp Base	E27
Dimensions	Ø60 x 110 mm
Light Source Shape	A60 Shape
Light Source Type	LED
Max Voltage	Max. 60W Max. 13W; CFL Max. 18W; LED

Light source specification

	Small
Item	1 x G9 LED bulb
Watt	3W
Lumen	260lm
Lumen Maintenance	20.000h
Kelvin	3.000K
CRI	90
Dimmable	Yes

Fluid Pendant Lamp

Energy Label



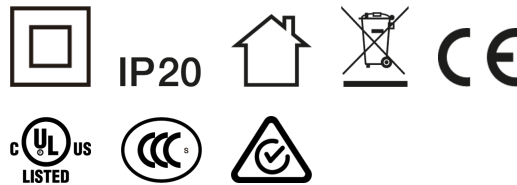
Tests, Labels & Certifications

Electromagnetic Compatibility

Electromagnetic Compatibility (EMC)

Safety & Regulations

CCC
ECO Design Directive
Low Voltage Directive 2014/35 EU (LVD)
REACH
Regulatory Compliance Mark (RCM)
Restriction of Hazardous Substances Directive (RoHS)
Waste of Electronic and Electrical Equipment (WEEE)



[Explore Assets](#)

[DOWNLOADSITE](#)