



Cloud Data Management Interface (CDMI™)

Version 1.0.2

This document has been released and approved by the SNIA. The SNIA believes that the ideas, methodologies and technologies described in this document accurately represent the SNIA goals and are appropriate for widespread distribution. Suggestion for revision should be directed to <http://www.snia.org/feedback/>.

SNIA Technical Position

June 4, 2012

The SNIA hereby grants permission for individuals to use this document for personal use only, and for corporations and other business entities to use this document for internal use only (including internal copying, distribution, and display) provided that:

- 1 Any text, diagram, chart, table or definition reproduced shall be reproduced in its entirety with no alteration, and,
- 2 Any document, printed or electronic, in which material from this document (or any portion hereof) is reproduced shall acknowledge the SNIA copyright on that material, and shall credit the SNIA for granting permission for its reuse.

Other than as explicitly provided above, you may not make any commercial use of this document, sell any excerpt or this entire document, or distribute this document to third parties. All rights not explicitly granted are expressly reserved to SNIA.

Permission to use this document for purposes other than those enumerated above may be requested by emailing tcmd@snia.org. Please include the identity of the requesting individual and/or company and a brief description of the purpose, nature, and scope of the requested use.

Copyright © 2011, 2012 Storage Networking Industry Association.

Revision History

Version	Date	Originator	Comments
1.0.2	6/4/12		Released as a SNIA Technical Position.

Contents

	Introduction	16
1	Scope	18
2	Normative References	18
3	Terms	20
4	Conventions	23
	4.1 Interface Format	23
	4.2 Typographical Conventions	23
	4.3 Request and Response Body Requirements	23
	4.4 Key Word Requirements	24
5	Overview of Cloud Storage	25
	5.1 Introduction	25
	5.2 What is Cloud Storage?	25
	5.3 Data Storage as a Service	25
	5.4 Data Management for Cloud Storage	27
	5.5 Data and Container Management	27
	5.6 Reference Model for Cloud Storage Interfaces	28
	5.7 Cloud Data Management Interface	29
	5.8 Object Model for CDMI	30
	5.9 CDMI Metadata	31
	5.10 Object ID	32
	5.11 CDMI Object ID Format	32
	5.12 Security	33
	5.13 Required HTTP Support	34
	5.13.1 RFC 2616 Support Requirements	34
	5.13.2 Content-Type Negotiation	34
	5.13.3 Range Support	34
	5.13.4 URI Escaping	34
	5.13.5 Use of URIs	35
	5.13.6 Reserved Characters	35
	5.14 Time Representations	35
	5.15 Backwards Compatibility	36
	5.15.1 Value Transfer Encoding	36
	5.15.2 Container Export Capabilities	36
6	Common Operations	37
	6.1 Overview	37
	6.2 Discover the Capabilities of a Cloud Storage Provider	37
	6.3 Create a New Container	38
	6.4 Create a Data Object in a Container	38
	6.5 List the Contents of a Container	39
	6.6 Read the Contents of a Data Object	39
	6.7 Read Only the Value of a Data Object	40
	6.8 Delete a Data Object	40
7	Interface Standard	41
	7.1 HTTP Status Codes	41
	7.2 Object References	41
8	Data Object Resource Operations	43
	8.1 Overview	43

8.1.1	Data Object Metadata	44
8.1.2	Data Object Consistency	44
8.1.3	Data Object Representations	44
8.2	Create a Data Object Using CDMI Content Type	44
8.2.1	Synopsis	44
8.2.2	Delayed Completion of Create	45
8.2.3	Capabilities	45
8.2.4	Request Headers	46
8.2.5	Request Message Body	46
8.2.6	Response Headers	48
8.2.7	Response Message Body	49
8.2.8	Response Status	50
8.2.9	Examples	50
8.3	Create a Data Object using a Non-CDMI Content Type	51
8.3.1	Synopsis	51
8.3.2	Capability	51
8.3.3	Request Headers	52
8.3.4	Request Message Body	52
8.3.5	Response Headers	52
8.3.6	Response Message Body	52
8.3.7	Response Status	52
8.3.8	Example	53
8.4	Read a Data Object using CDMI Content Type	53
8.4.1	Synopsis	53
8.4.2	Capabilities	53
8.4.3	Request Headers	54
8.4.4	Request Message Body	54
8.4.5	Response Headers	54
8.4.6	Response Message Body	54
8.4.7	Response Status	57
8.4.8	Examples	57
8.5	Read a Data Object using a Non-CDMI Content Type	59
8.5.1	Synopsis	59
8.5.2	Capabilities	59
8.5.3	Request Header	59
8.5.4	Request Message Body	59
8.5.5	Response Headers	59
8.5.6	Response Message Body	60
8.5.7	Response Status	60
8.5.8	Examples	60
8.6	Update a Data Object using CDMI Content Type	61
8.6.1	Synopsis	61
8.6.2	Capabilities	61
8.6.3	Request Headers	62
8.6.4	Request Message Body	62
8.6.5	Response Header	64
8.6.6	Response Message Body	64
8.6.7	Response Status	64
8.6.8	Examples	65
8.7	Update a Data Object using a Non-CDMI Content Type	66
8.7.1	Synopsis	66
8.7.2	Capabilities	67
8.7.3	Request Headers	67
8.7.4	Request Message Body	67
8.7.5	Response Header	67
8.7.6	Response Message Body	68
8.7.7	Response Status	68
8.7.8	Examples	68

8.8	Delete a Data Object using CDMI Content Type	69
8.8.1	Synopsis	69
8.8.2	Capability	69
8.8.3	Request Header	69
8.8.4	Request Message Body	69
8.8.5	Response Headers	69
8.8.6	Response Message Body	69
8.8.7	Response Status	70
8.8.8	Example	70
8.9	Delete a Data Object using a Non-CDMI Content Type	70
8.9.1	Synopsis	70
8.9.2	Capability	70
8.9.3	Request Headers	70
8.9.4	Request Message Body	71
8.9.5	Response Headers	71
8.9.6	Response Message Body	71
8.9.7	Response Status	71
8.9.8	Example	71
9	Container Object Resource Operations	72
9.1	Overview	72
9.1.1	Container Metadata	73
9.1.2	Reserved Container Names	73
9.1.3	Container Object Addressing	73
9.1.4	Container Object Representations	73
9.2	Create a Container Object using CDMI Content Type	74
9.2.1	Synopsis	74
9.2.2	Delayed Completion of Create	74
9.2.3	Capabilities	74
9.2.4	Request Headers	75
9.2.5	Request Message Body	75
9.2.6	Response Headers	77
9.2.7	Response Message Body	77
9.2.8	Response Status	78
9.2.9	Example	79
9.3	Create a Container Object using a Non-CDMI Content Type	80
9.3.1	Synopsis	80
9.3.2	Capability	80
9.3.3	Request Headers	80
9.3.4	Request Message Body	80
9.3.5	Response Headers	80
9.3.6	Response Message Body	80
9.3.7	Response Status	81
9.3.8	Example	81
9.4	Read a Container Object using CDMI Content Type	81
9.4.1	Synopsis	81
9.4.2	Capabilities	81
9.4.3	Request Headers	82
9.4.4	Request Message Body	82
9.4.5	Response Headers	82
9.4.6	Response Message Body	83
9.4.7	Response Status	84
9.4.8	Examples	85
9.5	Update a Container Object using CDMI Content Type	86
9.5.1	Synopsis	86
9.5.2	Delayed Completion of Snapshot	87
9.5.3	Capabilities	87
9.5.4	Request Headers	87

9.5.5	Request Message Body	88
9.5.6	Response Header	89
9.5.7	Response Message Body	89
9.5.8	Response Status	89
9.5.9	Examples	90
9.6	Delete a Container Object using CDMI Content Type	91
9.6.1	Synopsis	91
9.6.2	Capability	91
9.6.3	Request Header	91
9.6.4	Request Message Body	91
9.6.5	Response Headers	91
9.6.6	Response Message Body	91
9.6.7	Response Status	92
9.6.8	Example	92
9.7	Delete a Container Object using a Non-CDMI Content Type	92
9.7.1	Synopsis	92
9.7.2	Capability	92
9.7.3	Request Headers	92
9.7.4	Request Message Body	93
9.7.5	Response Headers	93
9.7.6	Response Message Body	93
9.7.7	Response Status	93
9.7.8	Example	93
9.8	Create (POST) a New Data Object using CDMI Content Type	93
9.8.1	Synopsis	93
9.8.2	Delayed Completion of Create	94
9.8.3	Capabilities	94
9.8.4	Request Headers	95
9.8.5	Request Message Body	96
9.8.6	Response Headers	98
9.8.7	Response Message Body	98
9.8.8	Response Status	99
9.8.9	Examples	100
9.9	Create (POST) a New Data Object using a Non-CDMI Content Type	101
9.9.1	Synopsis	101
9.9.2	Capability	101
9.9.3	Request Header	101
9.9.4	Request Message Body	101
9.9.5	Response Header	102
9.9.6	Response Message Body	102
9.9.7	Response Status	102
9.9.8	Examples	102
9.10	Create (POST) a New Queue Object using CDMI Content Type	103
9.10.1	Synopsis	103
9.10.2	Delayed Completion of Create	103
9.10.3	Capabilities	104
9.10.4	Request Headers	104
9.10.5	Request Message Body	105
9.10.6	Response Headers	106
9.10.7	Response Message Body	106
9.10.8	Response Status	107
9.10.9	Example	108
10	Domain Object Resource Operations	109
10.1	Overview	109
10.1.1	Domain Object Metadata	109
10.1.2	Domain Object Summaries	109
10.1.3	Domain Object Membership	112

10.1.4	Domain Usage in Access Control	114
10.1.5	Domain Object Representations	115
10.2	Create a Domain Object using CDMI Content Type	115
10.2.1	Synopsis	115
10.2.2	Capabilities	115
10.2.3	Request Headers	115
10.2.4	Request Message Body	116
10.2.5	Response Headers	117
10.2.6	Response Message Body	117
10.2.7	Response Status	118
10.2.8	Example	118
10.3	Read a Domain Object using CDMI Content Type	119
10.3.1	Synopsis	119
10.3.2	Capabilities	119
10.3.3	Request Headers	119
10.3.4	Request Message Body	119
10.3.5	Response Headers	120
10.3.6	Response Message Body	120
10.3.7	Response Status	121
10.3.8	Examples	121
10.4	Update a Domain Object using CDMI Content Type	122
10.4.1	Synopsis	122
10.4.2	Capability	123
10.4.3	Request Headers	123
10.4.4	Request Message Body	123
10.4.5	Response Header	124
10.4.6	Response Message Body	124
10.4.7	Response Status	124
10.4.8	Example	125
10.5	Delete a Domain Object using CDMI Content Type	125
10.5.1	Synopsis	125
10.5.2	Capability	125
10.5.3	Request Headers	125
10.5.4	Request Message Body	125
10.5.5	Response Headers	126
10.5.6	Response Message Body	126
10.5.7	Response Status	126
10.5.8	Example	126
11	Queue Object Resource Operations	127
11.1	Overview	127
11.1.1	Queue Object Metadata	128
11.1.2	Queue Object Addressing	128
11.1.3	Queue Object Representations	128
11.2	Create a Queue Object using CDMI Content Type	128
11.2.1	Synopsis	128
11.2.2	Delayed Completion of Create:	128
11.2.3	Capabilities	129
11.2.4	Request Headers	129
11.2.5	Request Message Body	130
11.2.6	Response Headers	131
11.2.7	Response Message Body	131
11.2.8	Response Status	132
11.2.9	Example	132
11.3	Read a Queue Object using CDMI Content Type	133
11.3.1	Synopsis	133
11.3.2	Capabilities	134
11.3.3	Request Headers	134

11.3.4	Request Message Body	134
11.3.5	Response Headers	134
11.3.6	Response Message Body	135
11.3.7	Response Status	137
11.3.8	Examples	137
11.4	Update a Queue Object using CDMI Content Type	139
11.4.1	Synopsis	139
11.4.2	Capability	139
11.4.3	Request Headers	140
11.4.4	Request Message Body	140
11.4.5	Response Header	141
11.4.6	Response Message Body	141
11.4.7	Response Status	141
11.4.8	Example	141
11.5	Delete a Queue Object using CDMI Content Type	142
11.5.1	Synopsis	142
11.5.2	Capability	142
11.5.3	Request Header	142
11.5.4	Request Message Body	142
11.5.5	Response Headers	142
11.5.6	Response Message Body	142
11.5.7	Response Status	143
11.5.8	Example	143
11.6	Enqueue a New Queue Value using CDMI Content Type	143
11.6.1	Synopsis	143
11.6.2	Capability	143
11.6.3	Request Headers	144
11.6.4	Request Message Body	144
11.6.5	Response Headers	145
11.6.6	Response Message Body	145
11.6.7	Response Status	146
11.6.8	Examples	146
11.7	Delete a Queue Object Value using CDMI Content Type	148
11.7.1	Synopsis	148
11.7.2	Capability	148
11.7.3	Request Header	148
11.7.4	Request Message Body	148
11.7.5	Response Headers	148
11.7.6	Response Message Body	148
11.7.7	Response Status	149
11.7.8	Example	149
12	Capability Object Resource Operations	150
12.1	Overview	150
12.1.1	Cloud Storage System-Wide Capabilities	151
12.1.2	Storage System Metadata Capabilities	154
12.1.3	Data System Metadata Capabilities	154
12.1.4	Data Object Capabilities	157
12.1.5	Container Capabilities	157
12.1.6	Domain Object Capabilities	159
12.1.7	Queue Object Capabilities	160
12.1.8	Capability Object Representations	160
12.2	Read a Capabilities Object using CDMI Content Type	160
12.2.1	Synopsis	160
12.2.2	Capability	161
12.2.3	Request Headers	161
12.2.4	Request Message Body	161
12.2.5	Response Headers	161

12.2.6	Response Message Body	162
12.2.7	Response Status	162
12.2.8	Examples	163
13	Exported Protocols	165
13.1	Overview	165
13.2	Exported Protocol Structure	166
13.2.1	Mapping Names from CDMI to Another Protocol	167
13.2.1.1	Capabilities	167
13.2.1.2	Domains	167
13.2.1.3	Caching	167
13.2.1.4	Groups	168
13.2.1.5	Synopsis	168
13.2.2	Administrative Users	169
13.2.3	User and Groupname Mapping Syntax and Evaluation Rules	169
13.3	Discovering and Mounting Containers via Foreign Protocols	170
13.4	NFS Exported Protocol	171
13.5	CIFS Exported Protocol	173
13.6	OCCI Exported Protocol	173
13.7	iSCSI Export Modifications	174
13.7.1	Read Container	174
13.7.2	Create and Update Containers	174
13.7.3	Modify an Export	175
13.8	WebDAV Exported Protocol	175
14	Snapshots	176
15	Serialization/Deserialization	177
15.1	Overview	177
15.2	Exporting Serialized Data	177
15.3	Importing Serialized Data	177
15.3.1	Canonical Format	178
15.3.2	Example JSON Canonical Serialized Format	178
16	Metadata	180
16.1	Access Control	180
16.1.1	ACL and ACE Structure	180
16.1.2	ACE Types	180
16.1.3	ACE Who	180
16.1.4	ACE Flags	181
16.1.5	ACE Mask Bits	182
16.1.6	ACL Evaluation	183
16.1.7	Example ACE Mask Expressions	185
16.1.8	Canonical Format for ACE Hexadecimal Quantities	185
16.1.9	JSON Format for ACLs	186
16.2	Support for User Metadata	187
16.3	Support for Storage System Metadata	187
16.4	Support for Data System Metadata	188
16.5	Support for Provided Data System Metadata	193
17	Retention and Hold Management	195
17.1	Introduction	195
17.2	Retention Management Disciplines	195
17.3	CDMI Retention	195
17.4	CDMI Hold	196
17.5	CDMI Auto-deletion	198
17.6	Retention Security Considerations	198

18	Scope Specification	199
18.1	Introduction	199
18.2	Examples	199
18.3	Query Matching Expressions	200
19	Results Specification	205
19.1	Introduction	205
19.2	Examples	205
20	Logging	207
20.1	Overview	207
20.2	Object Logging	207
20.3	Security Logging	207
20.4	Data Management Logging	208
20.5	Logging Queues	208
20.6	Logging Security Considerations	210
21	Notification Queues	211
22	Query Queues	215
22.1	Overview	215
22.2	Extending CDMI Query	217
Annex A		
(normative)		
	Transport Security	218
A.1	Introduction	218
A.2	General Requirements for HTTP Implementations	218
A.3	Basic HTTP Security	219
A.4	HTTP over TLS (HTTPS)	219
A.5	Transport Layer Security (TLS)	219
A.5.1	Cipher Suites	220
A.5.2	Digital Certificates	220
Annex B		
(informative)		
	Bibliography	224

Figures

Figure 1 – Existing Data Storage Interface Standards	26
Figure 2 – Storage Interfaces for Object Storage Client Data	27
Figure 3 – Cloud Storage Reference Model	28
Figure 4 – CDMI Object Model	30
Figure 5 – Object Transitions between Named and ID-only	31
Figure 6 – Object ID Format	32
Figure 7 – Hierarchy of Capabilities	150
Figure 8 – CDMI and OCCl in an Integrated Cloud Computing Environment	165
Figure 9 – Snapshot Container Structure	176
Figure 10 – Object Retention	196
Figure 11 – Object Hold	197
Figure 12 – Object Hold on Object with Retention	197
Figure 13 – Object with Multiple Holds	197

Tables

Table 1 – Interface Format	23
Table 2 – Key Word Requirements	24
Table 3 – Types of Resources in the Model	30
Table 4 – Creation/Consumption of Storage System Metadata	31
Table 5 – Relative URIs Resolved Against Root URIs	35
Table 6 – HTTP Status Codes.....	41
Table 7 – Request Headers for Creating a CDMI Data Object using CDMI Content Type	46
Table 8 – Request Message Body - Create a Data Object using CDMI Content Type	46
Table 9 – Response Headers - Create a Data Object using CDMI Content Type	48
Table 10 – Response Message Body - Create a Data Object using CDMI Content Type	49
Table 11 – HTTP Status Codes - Create a Data Object using CDMI Content Type	50
Table 12 – Request Headers - Create a CDMI Data Object using a Non-CDMI Content Type	52
Table 13 – HTTP Status Codes - Create a Data Object using a Non-CDMI Content Type	52
Table 14 – Request Headers - Read a CDMI Data Object using CDMI Content Type	54
Table 15 – Response Headers - Read a CDMI Data Object using CDMI Content Type	54
Table 16 – Response Message Body - Read a Data Object using CDMI Content Type	54
Table 17 – HTTP Status Codes - Read a CDMI Data Object using CDMI Content Type	57
Table 18 – Request Header - Read a CDMI Data Object using a Non-CDMI Content Type	59
Table 19 – Response Headers - Read a CDMI Data Object using a Non-CDMI Content Type	59
Table 20 – HTTP Status Codes - Read a CDMI Data Object using a Non-CDMI Content Type	60
Table 21 – Request Headers - Update a CDMI Data Object using CDMI Content Type	62
Table 22 – Request Message Body - Update a CDMI Data Object using CDMI Content Type	62
Table 23 – Response Header - Update a CDMI Data Object using CDMI Content Type	64
Table 24 – HTTP Status Codes - Update a CDMI Data Object using CDMI Content Type	64
Table 25 – Request Headers - Update a CDMI Data Object using a Non-CDMI Content Type	67
Table 26 – Response Header - Update a CDMI Data Object using a Non-CDMI Content Type	67
Table 27 – HTTP Status Codes - Update a CDMI Data Object using a Non-CDMI Content Type	68
Table 28 – Request Header - Delete a CDMI Data Object using CDMI Content Type	69
Table 29 – HTTP Status Codes - Delete a CDMI Data Object using CDMI Content Type	70
Table 30 – HTTP Status Codes - Delete a CDMI Data Object using a Non-CDMI Content Type.....	71
Table 31 – Container Metadata	73
Table 32 – Request Headers - Create a Container Object using CDMI Content Type	75
Table 33 – Request Message Body - Create a Container Object using CDMI Content Type	75
Table 34 – Response Headers - Create a Container Object using CDMI Content Type	77
Table 35 – Response Message Body - Create a Container Object using CDMI Content Type	77
Table 36 – HTTP Status Codes - Create a CDMI Container Object using CDMI Content Type	78
Table 37 – HTTP Status Codes - Create a Container Object using a Non-CDMI Content Type	81
Table 38 – Request Headers - Read a Container Object using CDMI Content Type	82
Table 39 – Response Headers - Read a Container Object using CDMI Content Type.....	82
Table 40 – Response Message Body - Read a Container Object using CDMI Content Type	83
Table 41 – HTTP Status Codes - Read a Container Object using CDMI Content Type	84
Table 42 – Request Headers - Update a Container Object using CDMI Content Type	87
Table 43 – Request Message Body - Update a Container Object using CDMI Content Type	88
Table 44 – Response Header - Update a Container Object using CDMI Content Type	89
Table 45 – HTTP Status Codes - Update a Container Object using CDMI Content Type	89
Table 46 – Request Header - Delete a Container Object using CDMI Content Type	91
Table 47 – HTTP Status Codes - Delete a Container Object using CDMI Content Type.....	92
Table 48 – HTTP Status Codes - Delete a Container Object using a Non-CDMI Content Type.....	93
Table 49 – Request Headers - Create a New Data Object using CDMI Content Type	95
Table 50 – Request Message Body - Create a New Data Object using CDMI Content Type	96
Table 51 – Response Headers - Create a New Data Object using CDMI Content Type	98
Table 52 – Response Message Body - Create a New Data Object using CDMI Content Type	98
Table 53 – HTTP Status Codes - Create a New Data Object using CDMI Content Type	99
Table 54 – Request Header - Create a New Data Object using a Non-CDMI Content Type	101
Table 55 – Response Header - Create a New Data Object using a Non-CDMI Content Type	102
Table 56 – HTTP Status Codes - Create a New Data Object using a Non-CDMI Content Type	102

Table 57 – Request Headers - Create a New Queue Object using CDMI Content Type.....	104
Table 58 – Request Message Body - Create a New Queue Object using CDMI Content Type.....	105
Table 59 – Response Headers - Create a New CDMI Queue Object using CDMI Content Type.....	106
Table 60 – Response Message Body - Create a New Queue Object with CDMI Content	106
Table 61 – HTTP Status Codes - Create a New CDMI Queue Object using CDMI Content Type.....	107
Table 62 – Required Metadata for a Domain Object	109
Table 63 – Contents of Domain Summary Objects	111
Table 64 – Required Settings for Domain Member User Objects	113
Table 65 – Required Settings for Domain Member Delegation Objects.....	114
Table 66 – Request Headers - Create a Domain Object using CDMI Content Type	115
Table 67 – Request Message Body - Create a Domain Object using CDMI Content Type	116
Table 68 – Response Headers - Create a Domain Object using CDMI Content Type.....	117
Table 69 – Response Message Body - Create a Domain Object using CDMI Content Type	117
Table 70 – HTTP Status Codes - Create a Domain Object using CDMI Content Type	118
Table 71 – Request Headers - Read a Domain Object using CDMI Content Type.....	119
Table 72 – Response Headers - Read a Domain Object using CDMI Content Type.....	120
Table 73 – Response Message Body - Read a Domain Object using CDMI Content Type.....	120
Table 74 – HTTP Status Codes - Read a Domain Object using CDMI Content Type.....	121
Table 75 – Request Headers - Update a Domain Object using CDMI Content Type.....	123
Table 76 – Request Message Body - Update a Domain Object using CDMI Content Type	123
Table 77 – Response Header - Update a Domain Object using CDMI Content Type.....	124
Table 78 – HTTP Status Codes - Update a Domain Object using CDMI Content Type.....	124
Table 79 – Request Headers - Delete a Domain Object using CDMI Content Type	125
Table 80 – HTTP Status Codes - Delete a Domain Object using CDMI Content Type.....	126
Table 81 – Request Headers - Create a Queue Object using CDMI Content Type	129
Table 82 – Request Message Body - Create a Queue Object using CDMI Content Type.....	130
Table 83 – Response Headers - Create a Queue Object using CDMI Content Type	131
Table 84 – Response Message Body - Create a Queue Object using CDMI Content Type	131
Table 85 – HTTP Status Codes - Create a Queue Object using CDMI Content Type	132
Table 86 – Request Headers - Read a Queue Object using CDMI Content Type	134
Table 87 – Response Headers - Read a Queue Object using CDMI Content Type	134
Table 88 – Response Message Body - Read a Queue Object using CDMI Content Type	135
Table 89 – HTTP Status Codes - Read a Queue Object using CDMI Content Type	137
Table 90 – Request Headers - Update a Queue Object using CDMI Content Type	140
Table 91 – Request Message Body - Update a Queue Object using CDMI Content Type	140
Table 92 – Response Header - Update a Queue Object using CDMI Content Type	141
Table 93 – HTTP Status Codes - Update a Queue Object using CDMI Content Type	141
Table 94 – Request Header - Delete a Queue Object using CDMI Content Type	142
Table 95 – HTTP Status Codes - Delete a Queue Object using CDMI Content Type	143
Table 96 – Request Headers - Enqueue a New Queue Object Value using CDMI Content Type	144
Table 97 – Request Message Body - Enqueue a New Queue Value using CDMI Content Type	144
Table 98 – HTTP Status Codes - Enqueue a New Queue Object Value using CDMI Content Type	146
Table 99 – Request Header - Delete a Queue Object Value using CDMI Content Type	148
Table 100 – HTTP Status Codes - Delete a Queue Object Value using CDMI Content Type	149
Table 101 – System-Wide Capabilities.....	151
Table 102 – Capabilities for Storage System Metadata	154
Table 103 – Capabilities for Data System Metadata	154
Table 104 – Capabilities for Data Objects	157
Table 105 – Capabilities for Containers	157
Table 106 – Capabilities for Domain Objects	159
Table 107 – Capabilities for Queue Objects.....	160
Table 108 – Request Headers - Read a Capabilities Object using CDMI Content Type	161
Table 109 – Response Headers - Read a Capabilities Object using CDMI Content Type.....	161
Table 110 – Response Message Body - Read a Capabilities Object using CDMI Content Type	162
Table 111 – HTTP Status Codes - Read a Capabilities Object using CDMI Content Type	162
Table 112 – ACE Types	180
Table 113 – Who Identifiers.....	181
Table 114 – ACE Flags	181

Table 115 – ACE Bit Masks.....	182
Table 116 – Storage System Metadata	187
Table 117 – Data System Metadata	188
Table 118 – Provided Values of Data Systems Metadata Items	193
Table 119 – Query Matching Expressions.....	200
Table 120 – Required Metadata for a Logging Queue	208
Table 121 – Logging Status Metadata.....	209
Table 122 – Required Metadata for a Notification Queue	211
Table 123 – Notification Status Metadata.....	214
Table 124 – Required Metadata for a Query Queue	215
Table 125 – Query Status Metadata.....	216

Introduction

This CDMI™ international standard is intended for application developers who are implementing or using cloud storage. It documents how to access cloud storage and to manage the data stored there.

This document is organized as follows:

1 - Scope	Defines the scope of this document
2 - References	Lists the normative references for this document
3 - Terms	Provides terminology used in this document
4 - Conventions	Describes the conventions used in presenting the interfaces and the typographical conventions used in this document
5 - Overview of Cloud Storage	Provides a brief overview of cloud storage and details the philosophy behind this International Standard as a model for the operations
6 - Common Operations	Gives an example of the resources that may be accessed and the representations used to modify them
7 - Interface Standard	Provides a description of HTTP status codes, Cloud Data Management Interface (CDMI) object types, object references, and object manipulations
8 - Data Object Resource Operations	Provides the normative standard of data object resource operations
9 - Container Object Resource Operations	Provides the normative standard of container object resource operations
10 - Domain Object Resource Operations	Provides the normative standard of domain object resource operations
11 - Queue Object Resource Operations	Provides the normative standard of queue object resource operations
12 - Capability Object Resource Operations	Provides the normative standard of capability object resource operations
13 - Exported Protocols	Discusses how virtual machines in the cloud computing environment may use the exported protocols from CDMI containers
14 - Snapshots	Discusses how snapshots are accessed under CDMI containers
15 - Serialization/Deserialization	Discusses serialization and deserialization, including import and export of serialized data under CDMI
16 - Metadata	Provides the normative standard of the metadata used in the interface
17 - Retention and Hold Management	Describes the optional retention management disciplines to be implemented into the system management functions
18 - Scope Specification	Describes the structure of the scope specification for JSON objects
19 - Results Specification	Provides a standardized mechanism to define subsets of CDMI object contents
20 - Logging	Describes CDMI functional logging for object functions, security events, data management events, and queues

21 - Notification Queues	Describes how CDMI clients may efficiently discover what changes have occurred to the system
22 - Query Queues	Describes how CDMI clients may efficiently discover what content matches a given set of metadata query criteria or full-content search criteria
Annex A - (normative) Transport Security	Provides normative text for securing the HTTP communications protocol for transferring CDMI messages
Annex B - (informative) Bibliography	Provides informative references that may contain additional useful information

1 Scope

This CDMI™ international standard specifies the interface to access cloud storage and to manage the data stored therein. This international standard applies to developers who are implementing or using cloud storage.

2 Normative References

The following documents, in whole or in part, are normatively referenced in this document and are indispensable for its application. For dated references, only the edition cited applies. For undated references, the latest edition of the referenced document (including any amendments) applies.

The provisions of the referenced specifications other than ISO/IEC, IEC, ISO and ITU documents, as identified in this clause, are valid within the context of this international standard. The reference to such a specification within this international standard does not give it any further status within ISO/IEC. In particular, it does not give the referenced specifications the status of an international standard.

ISO 3166, *Codes for the representation of names of countries and their subdivisions (Parts 1, 2 and 3)*

ISO 4217:2008, *Codes for the representation of currencies and funds*

ISO 8601:2004, *Data elements and interchange formats – Information interchange – Representation of dates and times*

ISO/IEC 9594-8:2008, *Information technology -- Open Systems Interconnection -- The Directory: Public-key and attribute certificate frameworks*

ISO/IEC 14776-414, *SCSI Architecture Model - 4 (SAM-4)*

IEEE Std 1003.1, 2004, *POSIX ERE, The Open Group, Base Specifications Issue 6* - http://www.unix.org/version3/ieee_std.html

RFC 2045, *Multipurpose Internet Mail Extensions (MIME) Part One: Format of Internet Message Bodies* - <http://www.ietf.org/rfc/rfc2045.txt>

RFC 2119, *Key Words for Use in RFCs to Indicate Requirement Levels* - <http://tools.ietf.org/html/rfc2119>

RFC 2246, *The TLS Protocol Version 1.0* - <http://www.ietf.org/rfc/rfc2246.txt>

RFC 2578, *Structure of Management Information Version 2 (SMIv2)* - <http://www.ietf.org/rfc/rfc2578.txt>

RFC 2616, *Hypertext Transfer Protocol -- HTTP/1.1* - <http://www.ietf.org/rfc/rfc2616.txt>

RFC 2617, *HTTP Authentication: Basic and Digest Access Authentication* - <http://www.ietf.org/rfc/rfc2617.txt>

RFC 3280, *Internet X.509 Public Key Infrastructure Certificate and Certificate Revocation List (CRL) Profile* - <http://www.ietf.org/rfc/rfc3280.txt>

RFC 3530, *Network File System (NFS) Version 4 Protocol* - <http://www.ietf.org/rfc/rfc3530.txt>

RFC 3720, *Internet Small Computer Systems Interface (iSCSI)* - <http://www.ietf.org/rfc/rfc3720.txt>

RFC 3986, *Uniform Resource Identifier (URI): Generic Syntax* - <http://www.ietf.org/rfc/rfc3986.txt>

RFC 4346, *The Transport Layer Security (TLS) Protocol Version 1.1* - <http://www.ietf.org/rfc/rfc4346.txt>

RFC 4627, *The Application/JSON Media Type for JavaScript Object Notation (JSON)* - <http://www.ietf.org/rfc/rfc4627.txt>

RFC 4648, *The Base16, Base32, and Base64 Data Encodings*, <http://www.ietf.org/rfc/rfc4648.txt>

RFC 4918, *HTTP Extensions for Web Distributed Authoring and Versioning (WebDAV)* - <http://www.ietf.org/rfc/rfc4918.txt>

RFC 5246, *The Transport Layer Security (TLS) Protocol Version 1.2* - <http://www.ietf.org/rfc/rfc5246.txt>

RFC 6208, *Cloud Data Management Interface (CDMI) Media Types* - <http://www.ietf.org/rfc/rfc6208.txt>

3 Terms

For the purposes of this document, the following terms and definitions apply.

3.1

Access Control List

ACL

a persistent list, commonly composed of Access Control Entries (ACEs), that enumerates the rights of principals (users and groups) to access resources

3.2

CDMI™

Cloud Data Management Interface

3.3

CIFS

Common Internet File System

3.4

cloud storage

see Data storage as a Service

3.5

CRC

cyclic redundancy check

3.6

CRUD

create, retrieve, update, delete

3.7

Data storage as a Service

DaaS

delivery of virtualized storage and data services on demand over a network, based on a request for a given service level that hides limits to scalability, is either self-provisioned or provisionless, and is billed based on consumption

3.8

domain

a shared user authorization database that contains users, groups, and their security policies and associated accounting information

Note: Each CDMI object belongs to a single domain, and each domain provides user mapping and accounting information.

3.9 **eventual consistency**

a behavior of transactional systems that does not provide immediate consistency guarantees to provide enhanced system availability and tolerance to network partitioning

3.10

HTTP

HyperText Transfer Protocol

3.11

Infrastructure as a Service

IaaS

delivery over a network of an appropriately configured virtual computing environment, based on a request for a given service level

Note: Typically, IaaS is either self-provisioned or provisionless and is billed based on consumption.

3.12

iSCSI

Internet Small Computer Systems Interface (see [RFC 3720](#))

3.13

LUN

Logical Unit Number (see [ISO/IEC 14776-414](#))

3.14

MIME

Multipurpose Internet Mail Extensions (see [RFC 2045](#))

3.15

NFS

Network File System (see [RFC 3530](#))

3.16

object

an entity that has an object ID, a unique URI, and contains state

Note: Types of CDMI objects include data objects, containers, capabilities, domains, and queues.

3.17

object identifier

a globally-unique value assigned at creation time to identify an object

3.18

OCCI

Open Cloud Computing Interface (see [OCCI specification](#))

3.19

Platform as a Service

PaaS

delivery over a network of a virtualized programming environment, consisting of an application deployment stack based on a virtual computing environment

Note: Typically, PaaS is based on IaaS, is either self-provisioned or provisionless, and is billed based on consumption.

3.20

POSIX

Portable Operating System Interface (see [IEEE Std 1003.1](#))

3.21

private cloud

delivery of SaaS, PaaS, IaaS, and/or DaaS to a restricted set of customers, usually within a single organization

Note: Private clouds are created due to issues of trust.

3.22

public cloud

delivery of SaaS, PaaS, IaaS, and/or DaaS to, in principle, a relatively unrestricted set of customers

3.23

Representational State Transfer

REST

specific set of principles for defining, addressing, and interacting with resources addressable by URIs (see [REST thesis](#))

3.24

RPO

recovery point objective

3.25

RTO

recovery time objective

3.26

service level

performance targets for a service

3.27

Software as a Service

SaaS

delivery over a network, on demand, of the use of an application

3.28 thin provisioning

technology that allocates the physical capacity of a volume or file system as applications write data, rather than pre-allocating all the physical capacity at the time of provisioning

3.29

Uniform Resource Identifier

URI

compact sequence of characters that identifies an abstract or physical resource (see [RFC 3986](#))

3.30

virtualization

presentation of resources as if they are physical, when in fact, they are decoupled from the underlying physical resources

3.31

WebDAV

Web Distributed Authoring and Versioning (see [RFC 4918](#))

3.32

XAM

eXtensible Access Method (see [INCITS 464-2010](#))

4 Conventions

4.1 Interface Format

Each interface description has nine components, as described in [Table 1](#).

Table 1 - Interface Format

Component	Description
Synopsis	The GET, PUT, POST, and DELETE semantics
Delayed Completion of Create	For long-running operations, a description of behavior when the operation does not immediately complete
Capabilities	A description of the supported operations
Request Headers	The request headers, such as Accept, Authorization, Content-Length, Content-Type, X-CDMI-Specification-Version
Request Message Body	A description of the message body contents
Response Headers	The response headers, such as Content-Length, Content-Type
Response Message Body	A description of the message body contents
Response Status	A list of HTTP status codes
Example	An example of the operation

4.2 Typographical Conventions

All code text is shown in a fixed-width font, as follows:

EXAMPLE

```
PUT /MyContainer/MyDataObject.txt HTTP/1.1
Host: cloud.example.com
Accept: application/cdmi-object
Content-Type: application/cdmi-object
X-CDMI-Specification-Version: 1.0.2

{
  "mimetype" : "text/plain",
  "metadata" : {
    },
  "value" : "This is the Value of this Data Object"
}
```

4.3 Request and Response Body Requirements

In request and response message body tables, the Requirement column contains one of the following three values:

- **Mandatory.** The value specified in this row shall be provided.
- **Conditional.** If the condition(s) specified in the "Description" cell of this row (to the left of the Requirement) is met, the value specified in this row shall be provided. Otherwise it may be provided unless the Description specifically prohibits it, in which case it shall not be provided.
- **Optional.** The value specified in this row may be provided.

4.4 Key Word Requirements

In this international standard, the key words in [Table 2](#) shall be interpreted as described in [RFC 2119](#).

Table 2 - Key Word Requirements

Key Words	Description
shall must required	An action described with any of these key words is unconditionally required.
shall not must not	An action described with either of these key word phrases is unconditionally prohibited.
should recommended	Valid reasons may exist in specific circumstances to ignore a particular action described with either of these key words, but the full implications must be understood and carefully weighed before choosing a different course.
should not not recommended	Valid reasons may exist in specific circumstances to accept a particular action described by either of these key word phrases, but the full implications should be understood and the case carefully weighed before implementing any action described with these key words.
may optional	An action described with either of these key words is truly optional. One vendor may choose to include the option because a particular marketplace requires it or because the vendor feels that it enhances the product, while another vendor may omit the same option. An implementation which does not include a particular option must be prepared to interoperate with another implementation that does include the option, though perhaps with reduced functionality. Likewise, an implementation which does include a particular option must be prepared to interoperate with another implementation that does not include the option (except, of course, for the feature the option provides).

5 Overview of Cloud Storage

5.1 Introduction

When discussing cloud storage and standards, it is important to distinguish the various resources that are being offered as services. These resources are exposed to clients as functional interfaces (i.e., data paths) and are managed by management interfaces (i.e., control paths). This international standard explores the various types of interfaces that are part of offerings today and shows how they are related. This international standard defines a model for the interfaces that may be mapped to the various offerings and a model that forms the basis for cloud storage interfaces into the future.

Another important concept in this international standard is that of metadata. When managing large amounts of data with differing requirements, metadata is a convenient mechanism to express those requirements in such a way that underlying data services may differentiate their treatment of the data to meet those requirements.

The appeal of cloud storage is due to some of the same attributes that define other cloud services: pay as you go, the illusion of infinite capacity (elasticity), and the simplicity of use/management. It is therefore important that any interface for cloud storage support these attributes, while allowing for a multitude of business use cases.

5.2 What is Cloud Storage?

The use of the term "cloud" in describing these new models arose from architecture drawings that typically used a cloud as the icon for a network. The cloud represents any-to-any network connectivity in an abstract way. In this abstraction, the network connectivity in the cloud is represented without concern for how it is made to happen.

The cloud abstraction of complexity produces a simple base on which other features can be built. The general cloud model extends this base by adding a pool of resources. An important part of the cloud model is the concept of a pool of resources that is drawn from, on demand, in small increments. A relatively recent innovation that has made this possible is virtualization.

Thus, cloud storage is simply the delivery of virtualized storage on demand. The formal term that is used for this is Data storage as a Service (DaaS).

5.3 Data Storage as a Service

By abstracting data storage behind a set of service interfaces and delivering it on demand, a wide range of actual offerings and implementations are possible. The only type of storage that is excluded from this definition is that which is delivered in fixed-capacity increments instead of based on demand.

An important part of any DaaS offering is the support of legacy clients. Support is accommodated with existing standard protocols such as iSCSI (and others) for block and CIFS/NFS or WebDAV for file network storage, as shown in Figure 1.

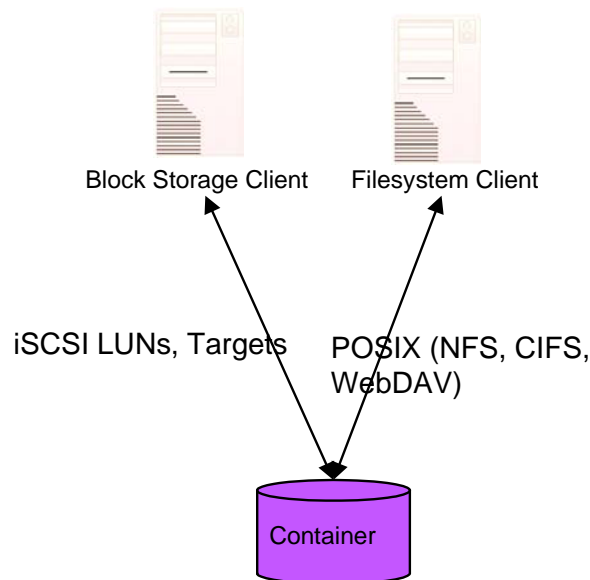


Figure 1 - Existing Data Storage Interface Standards

The difference between the purchase of a dedicated appliance and that of cloud storage is not the functional interface, but the fact that the storage is delivered on demand. The customer pays for either what they actually use or what they have allocated for use. In the case of block storage, a Logical Unit Number (LUN), or virtual volume, is the granularity of allocation. For file protocols, a file system is the unit of granularity. In either case, the actual storage space may be thin provisioned and billed for based on actual usage. Data services, such as compression and deduplication, may be used to further reduce the actual space consumed.

Managing this storage is typically done out of band for these standard data storage interfaces, either through an API, or more commonly, through an administrative browser-based user interface. This out-of-band interface may be used to invoke other data services as well (e.g., snapshot and cloning).

In this model, the underlying storage space exposed by the out-of-band interfaces is abstracted and exposed using the notion of a container. A container is not only a useful abstraction for storage space, but also serves as a grouping of the data stored in it and a point of control for applying data services in the aggregate.

Each data object is created, retrieved, updated, and deleted as a separate resource. In this type of interface, a container, if used, is a simple grouping of data objects for convenience. Nothing prevents the

concept of containers from being hierarchical, although any given implementation might support only a single level (see [Figure 2](#)).

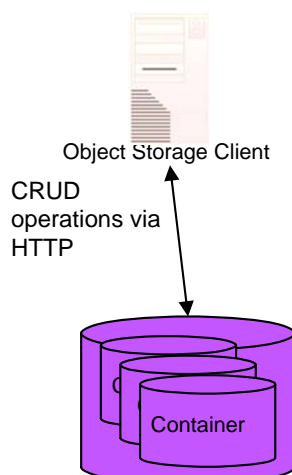


Figure 2 - Storage Interfaces for Object Storage Client Data

5.4 Data Management for Cloud Storage

Many of the initial offerings of cloud storage focused on a kind of "best effort" quality of storage service and ignored most other types of data services. To address the needs of enterprise applications with cloud storage, however, there is an increasing need to offer better quality of service and the deployment of additional data services.

Cloud storage may lose its abstraction and simplicity benefits if new data services that require complex management are added. Cloud storage customers are likely to resist new demands on their time (e.g., setting up backup schedules through dedicated interfaces, deploying data services individually for data elements).

By supporting metadata in a cloud storage interface and prescribing how the storage system and data system metadata is interpreted to meet the requirements of the data, the simplicity required by the cloud storage model may be maintained while still addressing the requirements of enterprise applications and their data.

User metadata is retained by the cloud and may be used to find the data objects and containers by performing a query for specific metadata values. The schema for this metadata may be determined by each application, domain, or user. For more information on support for user metadata, see [16.2](#).

Storage system metadata is produced/interpreted by the cloud offering and basic storage functions (e.g., modification and access statistics, access control). For more information on support for storage system metadata, see [16.3](#).

Data system metadata is interpreted by the cloud offering as data requirements that control the operation of underlying data services for that data. It may apply to an aggregation of data objects in a container or to individual data objects, if the offering supports this level of granularity. For more information on support for data system metadata, see [16.4](#).

5.5 Data and Container Management

There is no reason that managing data and managing containers should involve different interfaces. Therefore, the use of metadata is extended from applying to individual data elements to applying to containers of data as well. Thus, any data placed into a container inherits the data system metadata of the container into which it was placed. When creating a new container within an existing container, the new container would similarly inherit the metadata settings of its parent's data system metadata. After a data

element is created, the data system metadata may be overridden at the container or individual data element level, as desired.

Even if the provided interface does not support setting metadata on individual data elements, metadata may still be applied to the containers. In such a case, the interface does not provide a mechanism to override metadata that an individual data element inherits from its parent container. For file-based interfaces that support extended attributes (e.g., CIFS, NFSv4), these extended attributes may be used to specify the data system metadata to override that specified for the container.

5.6 Reference Model for Cloud Storage Interfaces

The Cloud Storage Reference Model is shown in Figure 3.

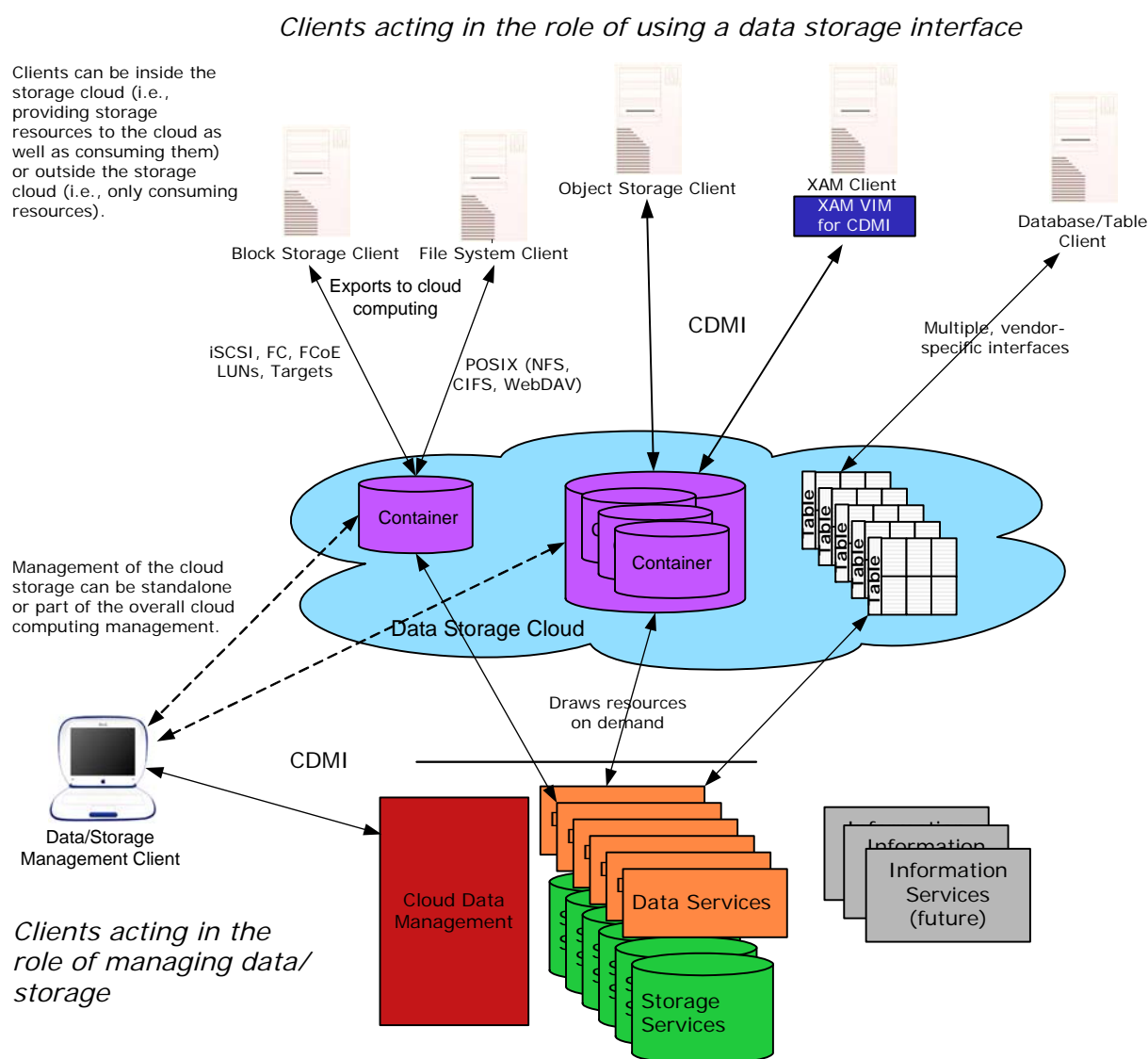


Figure 3 - Cloud Storage Reference Model

This model shows multiple types of cloud data storage interfaces that are able to support both legacy and new applications. All of the interfaces allow storage to be provided on demand, drawn from a pool of resources. The storage capacity is drawn from a pool of storage capacity provided by storage services. The data services are applied to individual data elements, as determined by the data system metadata. Metadata specifies the data requirements on the basis of individual data elements or on groups of data elements (containers).

5.7 Cloud Data Management Interface

The Cloud Data Management Interface (CDMI™) shown in Figure 3 may be used to create, retrieve, update, and delete objects in a cloud. The features of the CDMI include functions that

- allow clients to discover the capabilities available in the cloud storage offering;
- manage containers and the data that is placed in them; and
- allow metadata to be associated with containers and the objects they contain.

This international standard divides operations into two types: those that use a CDMI content type in the HTTP body and those that do not. While much of the same data is available via both types, providing both allows for CDMI-aware clients and non-CDMI-aware clients to interact with a CDMI provider.

CDMI may also be used by administrative and management applications to manage containers, domains, security access, and monitoring/billing information, even for storage that is functionally accessible by legacy or proprietary protocols. The capabilities of the underlying storage and data services are exposed so that clients may understand the offering.

Conformant cloud offerings may support a subset of the CDMI, as long as they expose the limitations in the capabilities reported via the interface.

This international standard uses RESTful principles in the interface design where possible (see REST).

CDMI defines both a means to manage the data as well as a means to store and retrieve the data. The means by which the storage and retrieval of data is achieved is termed a data path. The means by which the data is managed is termed the control path. CDMI specifies both a data path and control path interface.

CDMI does not need to be used as the only data path and is able to manage cloud storage properties for any data path interface (e.g., standardized or vendor specific).

Container metadata is used to configure the data requirements of the storage provided through the exported protocol (e.g., block protocol or file protocol) that the container exposes. When an implementation is based on an underlying file system to store data for a block protocol (e.g., iSCSI), the CDMI container provides a useful abstraction for representing the data system metadata for the data and the structures that govern the exported protocols.

A cloud offering may also support domains that allow administrative ownership to be associated with stored objects. Domains allow the standard to (among other things):

- determine how user credentials are mapped to principals used in an Access Control List (ACL),
- allow granting of special cloud-related privileges, and
- allow delegation to external user authorization systems (e.g., LDAP or Active Directory).

Domains may also be hierarchical, allowing for corporate domains with multiple children domains for departments or individuals. The domain concept is also used to aggregate usage data that is used to bill, meter, and monitor cloud use.

Finally, capabilities allow a client to discover the capabilities of a CDMI implementation. Requirements throughout this international standard shall be understood in the context of CDMI capabilities. Mandatory requirements on functionality that is conditioned on a CDMI capability shall not be interpreted to require implementation of that capability, but rather shall be interpreted to apply only to implementations that support the functionality required by that capability.

For example, in 5.10, this international standard states, "Every cloud storage system shall allow object ID-based access to stored objects". This requirement shall be understood in the context that access by object ID is predicated on the presence of the `cdmi_object_access_by_ID` capability.

5.8 Object Model for CDMI

The model for CDMI is shown in [Figure 4](#).

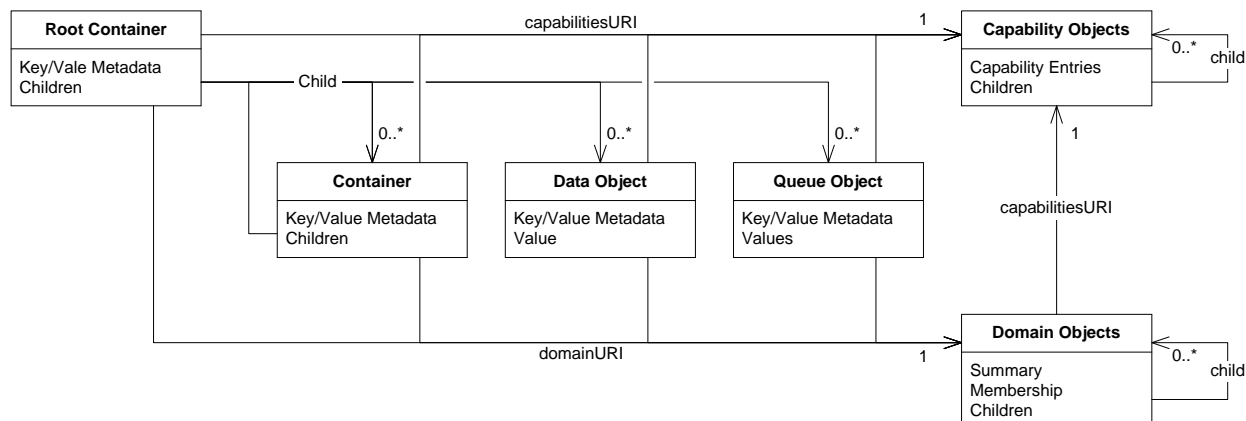


Figure 4 - CDMI Object Model

The five types of resources defined are shown in [Table 3](#). The content type in any given operation is specific to each type of resource.

Table 3 - Types of Resources in the Model

Resource Type	Description	Reference
Data objects	Data objects are used to store values and provide functionality similar to files in a file system.	See Clause 8 .
Container objects	Container objects have zero or more children, but do not store values. They provide functionality similar to directories in a file system.	See Clause 9 .
Domain objects	Domain objects represent administrative groupings for user authentication and accounting purposes.	See Clause 10 .
Queue objects	Queue objects store zero or more values and are accessed in a first-in-first-out manner.	See Clause 11 .
Capability objects	Capability objects describe the functionality implemented by a CDMI server and are used by a client to discover supported functionality.	See Clause 12 .

For data storage operations, the client of the interface only needs to know about container objects and data objects. All data path implementations are required to support at least one level of containers (see [5.5](#)). Using the CDMI object model (see [Figure 4](#)), the client may send a PUT via CDMI (see [5.6](#)) to the new container URI and create a new container with the specified name. Container metadata are optional and are expressed as a series of name-value pairs. After a container is created, a client may send a PUT to create a data object within the newly created container. A subsequent GET will fetch the data object, including the value field.

Queue objects are also defined (see [Figure 4](#)) and have special properties for in-order, first in, first-out creation and fetching of queue values. More information on queues may be found in [Clause 11](#).

CDMI defines two namespaces that can be used to access stored objects, a flat object ID namespace and a hierarchical path-based namespace. Support for objects accessed by object ID is indicated by the system-wide capability `cdmi_object_access_by_ID`, and support for objects accessed by hierarchical path is indicated by the container capability `cdmi_create_dataobject` found on the root container (and any subcontainers).

Objects are created by ID by performing an HTTP POST against a special URI, designated as `/cdmi_objectid/` (see [9.8](#)). Subsequent to creation, objects are modified by performing PUTs using the

object ID assigned by the CDMI server, using the `/cdmi_objectid/` URI (see 8.6). The same URI is used to retrieve and delete objects by ID.

Objects are created by name by performing an HTTP PUT to the desired path URI (see 8.2). Subsequent to creation, objects are modified by performing PUTs using the object path specified by the client (see 8.6). The same URI is used to retrieve and delete objects by path.

CDMI defines mechanisms so that objects having only an object ID can be assigned a path location within the hierarchical namespace, and so that objects having both an object ID and path can have their path dropped, such that the object only has an object ID. This function is accomplished by using a move modifier to a PUT or POST operation, as shown in Figure 5.

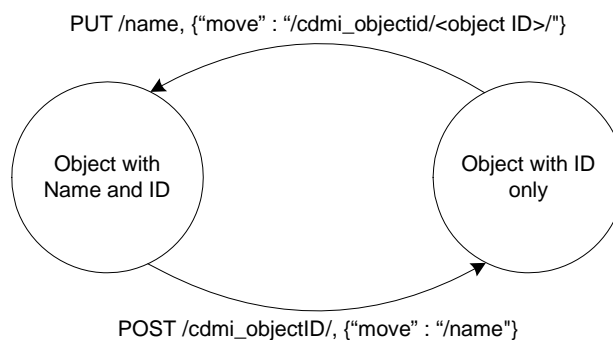


Figure 5 - Object Transitions between Named and ID-only

5.9 CDMI Metadata

CDMI uses many different types of metadata, including HTTP metadata, data system metadata, user metadata, and storage system metadata.

HTTP metadata is metadata that is related to the use of the HTTP protocol (e.g., Content-Length, Content-Type, etc.). HTTP metadata is not specifically related to this international standard but needs to be discussed to explain how CDMI uses the HTTP standard.

CDMI data system metadata, user metadata, and storage system metadata is defined in the form of name-value pairs. Vendor-defined data system metadata and storage system metadata names shall begin with the reverse domain name of the vendor.

Data system metadata is metadata that is specified by a CDMI client and is a component of objects. Data system metadata abstractly specifies the data requirements associated with data services that are deployed in the cloud storage system.

User metadata consists of client-defined JSON strings, arrays, and objects that are stored in the metadata field. The namespace used for user metadata names is self-administered (e.g., using the reverse domain name), and user metadata names shall not begin with the prefix "cdmi_".

Storage system metadata is metadata that is generated by the storage services in the system (e.g., creation time, size) to provide useful information to a CDMI client.

The matrix of the creation and consumption of storage system metadata is shown in Table 4.

Table 4 - Creation/Consumption of Storage System Metadata

	Created by User	Created By System
Consumed by User	User metadata	Storage system metadata
Consumed by System	Data system metadata	N/A

5.10 Object ID

Every object stored within a CDMI-compliant system shall have a globally unique object identifier (ID) assigned at creation time. The CDMI object ID is a string with requirements for how it is generated and how it obtains its uniqueness. Each offering that implements CDMI is able to produce these identifiers without conflicting with other offerings.

Every cloud storage system shall allow object ID-based access to stored objects by allowing the object's ID to be appended to the root container URI. If the data object "MyDataObject.txt" has an object ID of "00006FFD001001CCE3B2B4F602032653", the following pair of URIs access the same data object:

`http://cloud.example.com/root/MyDataObject.txt`

`http://cloud.example.com/root/cdmi_objectid/00006FFD001001CCE3B2B4F602032653`

If containers are supported, they shall also be accessible by object ID. If the container "MyContainer" has an object ID of "00006FFD0010AA33D8CEF9711E0835CA", the following pairs of URIs access the same data object:

`http://cloud.example.com/MyContainer/`

`http://cloud.example.com/cdmi_objectid/00006FFD0010AA33D8CEF9711E0835CA/`

`http://cloud.example.com/MyContainer/MyDataObject.txt`

`http://cloud.example.com/cdmi_objectid/00006FFD0010AA33D8CEF9711E0835CA/MyDataObject.txt`

5.11 CDMI Object ID Format

The offering shall create the object ID, which identifies an object. The object ID shall be globally unique and shall conform to the format defined in [Figure 6](#). The native format of an object ID is a variable-length byte sequence and shall be a maximum length of 40 bytes. An application should treat object IDs as opaque byte strings. However, the object ID format is defined such that its integrity may be validated, and independent offerings may assign unique object ID values independently.

0	1	2	3	4	5	6	7	8	9	10	...	38	39
Reserved (zero)	Enterprise Number			Reserved (zero)	Length	CRC		Opaque Data					

Figure 6 - Object ID Format

The fields shown in [Figure 6](#) are defined as follows:

- The reserved bytes shall be set to zero.
- The Enterprise Number field shall be the SNMP enterprise number of the offering organization that created the object ID, in network byte order. See [RFC 2578](#) and <http://www.iana.org/assignments/enterprise-numbers>. 0 is a reserved value.
- The byte at offset 5 shall contain the full length of the object ID, in bytes.
- The CRC field shall contain a 2-byte (16-bit) CRC in network byte order. The CRC field enables the object ID to be validated for integrity. The CRC field shall be generated by running the

algorithm (see [CRC](#)) across all bytes of the object ID, as defined by the Length field, with the CRC field set to zero. The CRC function shall have the following fields:

- Name : "CRC-16",
- Width : 16,
- Poly : 0x8005,
- Init : 0x0000,
- RefIn : True,
- RefOut : True,
- XorOut : 0x0000, and
- Check : 0xBB3D.

This function defines a 16-bit CRC with polynomial 0x8005, reflected input, and reflected output. This CRC-16 is specified in [CRC](#).

- Opaque data in each object ID shall be unique for a given Enterprise Number.

The native format for an object ID is binary. When necessary, such as when included in URIs and JSON strings, the object ID textual representation shall be encoded using base 16 encoding rules described in [RFC 4648](#) and shall be case insensitive.

5.12 Security

Security, in the context of CDMI, refers to the protective measures employed in managing and accessing data and storage. The specific objectives to be addressed by security include:

- provide a mechanism that assures that the communications between a CDMI client and server may not be read or modified by a third party;
- provide a mechanism that allows CDMI clients and servers to provide an assurance of their identity;
- provide a mechanism that allows control of the actions a CDMI client is permitted to perform on a CDMI server;
- provide a mechanism for records to be generated for actions performed by a CDMI client on a CDMI server;
- provide mechanisms to protect data at rest;
- provide a mechanism to eliminate data in a controlled manner; and
- provide mechanisms to discover the security capabilities of a particular implementation.

Security measures within CDMI may be summarized as

- transport security,
- user and entity authentication,
- authorization and access controls,
- data integrity,
- data and media sanitization,
- data retention,
- protections against malware,
- data at-rest encryption, and
- security capabilities.

With the exception of both the transport security and the security capabilities, which are mandatory to implement, the security measures may vary significantly from implementation to implementation.

When security is a concern, the CDMI client should begin with a series of security capability lookups (see [12.1.1](#)) to determine the exact nature of the security features that are available. Based on the values of

these capabilities, a risk-based decision should be made as to whether the CDMI server should be used. This is particularly true when the data to be stored in the cloud storage is sensitive or regulated in a way that requires stored data to be protected (e.g., encrypted) or handled in a particular manner (e.g., full accountability and traceability of management and access).

HTTP is the mandatory transport mechanism, and HTTP over TLS (i.e., HTTPS) is the mechanism used to secure the communications between CDMI clients and servers. To ensure both security and interoperability, all CDMI implementations shall implement the Transport Layer Security (TLS) protocol as described in [Annex A](#), but its use by CDMI clients and servers is optional.

5.13 Required HTTP Support

5.13.1 RFC 2616 Support Requirements

A conformant implementation of CDMI shall also be a conformant implementation of RFC2616 (see [RFC 2616](#)) (i.e., HTTP 1.1). The subclauses below list the sections of [RFC 2616](#) that shall be supported; however, this list is not comprehensive.

5.13.2 Content-Type Negotiation

For CDMI operations, media types for CDMI objects are used, as defined in [RFC 6208](#).

A client may optionally supply an HTTP Accept header, as per section 14.1 of [RFC 2616](#). If a client is restricting the response to a specific CDMI media type, the corresponding media type shall be specified in the Accept header. Otherwise, the Accept header may contain "*"/*" or a list of media types, or it may be omitted.

If a request message body is present, the client shall include a Content-Type header, as per section 14.17 of [RFC 2616](#). If the client does not provide a Content-Type header when required or provides a media type in the Content-Type header that does not match with the existing resource media type, the server shall return an HTTP status code of 400 Bad Request.

If a response message body is present, the server shall provide a Content-Type header.

This international standard may further qualify content negotiation (e.g., in [9.3](#), the absence of a Content-Type header has a specific meaning).

5.13.3 Range Support

The server shall support HTTP Range headers and partial content responses (see Section 14.16 of [RFC 2616](#)).

5.13.4 URI Escaping

Percent escaping of reserved characters specified in [RFC 3986](#) shall be applied to all text strings used in URIs. This includes user-supplied field names, metadata names, object names, container names and domain names when used in URIs.

Field names and values shall not be escaped when stored and sent in request and response message bodies.

EXAMPLE A client retrieving a metadata item named "@user" from a container object with the name of "@MyContainer" would perform the following request:

```
GET /%40MyContainer/?objectName;metadata:%40user HTTP/1.1
Host: cloud.example.com
Accept: application/cdmi-container
X-CDMI-Specification-Version: 1.0.2
```

The response shall be:

```
HTTP/1.1 200 OK
Content-Type: application/cdmi-container
X-CDMI-Specification-Version: 1.0.2

{
  "objectName": "@MyContainer",
  "metadata": {
    "@user": "test"
  }
}
```

5.13.5 Use of URIs

The format and syntax of URIs are defined by [RFC 3986](#).

Every CDMI client shall maintain one or more root URIs that each correspond to a root container on the CDMI server. Since all URIs to CDMI containers end in a trailing slash, all root URIs will end in a trailing slash.

All URIs in this international standard are relative to the root URI unless otherwise noted. As a consequence, the algorithm used for calculating the resolved URI is as described in Section 5.2 of [RFC 3986](#).

[Table 5](#) shows how relative URIs are resolved against root URIs.

Table 5 - Relative URIs Resolved Against Root URIs

Root URI	+ Relative URI	=> Resolved URI
http://cloud.example.com/	cdmi_object/testObject	http://cloud.example.com/cdmi_object/testObject
http://cloud.example.com/	/cdmi_object/testObject	http://cloud.example.com/cdmi_object/testObject
http://cloud.example.com/p1/	cdmi_object/testObject	http://cloud.example.com/p1/cdmi_object/testObject
http://cloud.example.com/p1/	/cdmi_object/testObject	http://cloud.example.com/cdmi_object/testObject
http://cloud.example.com/p1/p2/	cdmi_object/testObject	http://cloud.example.com/p1/p2/cdmi_object/testObject
http://cloud.example.com/p1/p2/	/cdmi_object/testObject	http://cloud.example.com/cdmi_object/testObject

This international standard places no restrictions on root and relative URIs. All of the examples in [Table 5](#) are valid, use a root URI of `http://cloud.example.com/`, and return absolute path references, as shown in the second line of [Table 5](#).

5.13.6 Reserved Characters

The name of CDMI data objects, container objects, queue objects, domain objects and capability objects shall not contain the "/" or "?" characters, as these characters are reserved for delimiters.

5.14 Time Representations

Unless otherwise specified, all date/time values are in the [ISO 8601:2004](#) extended representation (YYYY-MM-DDThh:mm:ss.ssssssZ). The full precision shall be specified, the sub-second separator shall be a ".", the Z UTC zone indicator shall be included, and all timestamps shall be in UTC time zone. The YYYY-MM-DDT24:00:00.000000Z hour shall not be used, and instead, it shall be represented as YYYY-MM-DDT00:00:00.000000Z.

Unless otherwise specified, all date/time intervals are in the [ISO 8601:2004](#) start date/end date representation (YYYY-MM-DDThh:mm:ss.ssssssZ/YYYY-MM-DDThh:mm:ss.ssssssZ). The end-date shall be equal to or later than the start-date. The full precision shall be specified, the sub-second separator shall be a ".", the Z UTC zone indicator shall be included, and all timestamps shall be in UTC time zone. The YYYY-MM-DDT24:00:00.000000Z hour shall not be used, and instead, it shall be represented as YYYY-MM-DDT00:00:00.000000Z.

5.15 Backwards Compatibility

5.15.1 Value Transfer Encoding

CDMI version 1.0.1 introduces the concept of value transfer encoding to enable the storage and retrieval of arbitrary binary data via CDMI content-type operations. Data objects created by CDMI 1.0 clients through CDMI content-type operations shall have a value transfer encoding of "utf-8", and data objects created through non-CDMI content-type operations shall have a value transfer encoding of "base64".

Data objects with a value transfer encoding of base 64 shall not have their value field accessible to CDMI 1.0 clients through CDMI content-type operations. Attempts to read the value of these objects shall return an empty value field ("") to these clients. CDMI 1.0 clients can detect this condition when the `cdmi_size` metadata is not 0 and the value field is empty.

5.15.2 Container Export Capabilities

CDMI version 1.0.2 normalizes the names of capabilities used by a client to discover if a container can be exported via various protocols and deprecates the following container export capability names:

- `cdmi_cifs_export`,
- `cdmi_nfs_export`,
- `cdmi_iscsi_export`, and
- `cdmi_occ_i_export`.

6 Common Operations

6.1 Overview

All examples included in this international standard are informative.

This clause includes examples for the following CDMI content-type operations:

- discovering the capabilities of a cloud storage provider (see 6.2),
- creating a new container (see 6.3),
- creating a new data object (see 6.4),
- listing the contents of a container (see 6.5),
- reading the contents of a data object (see 6.6),
- reading only the value of a data object (see 6.7), and
- deleting a data object (see 6.8).

6.2 Discover the Capabilities of a Cloud Storage Provider

EXAMPLE Perform a GET to the capabilities URI:

```
GET /cdmi_capabilities/ HTTP/1.1
Host: cloud.example.com
Accept: application/cdmi-capability
X-CDMI-Specification-Version: 1.0.2
```

The following shows the response.

```
HTTP/1.1 200 OK
Content-Type: application/cdmi-capability
X-CDMI-Specification-Version: 1.0.2

{
  "objectType" : "application/cdmi-capability",
  "objectID" : "00007E7F0010CEC234AD9E3EBFE9531D",
  "objectName" : "cdmi_capabilities/",
  "parentURI" : "/",
  "parentID" : "00007E7F0010DCECC805FB6D195DDBCBC",
  "capabilities" : {
    "cdmi_domains" : "true",
    "cdmi_export_nfs" : "true",
    "cdmi_export_webdav" : "true",
    "cdmi_export_iscsi" : "true",
    "cdmi_queues" : "true",
    "cdmi_notification" : "true",
    "cdmi_query" : "true",
    "cdmi_metadata_maxsize" : "4096",
    "cdmi_metadata_maxitems" : "1024",
    "cdmi_size" : "true",
    "cdmi_list_children" : "true",
    "cdmi_read_metadata" : "true",
    "cdmi_modify_metadata" : "true",
    "cdmi_create_container" : "true",
    "cdmi_delete_container" : "true"
  },
  "childrenrange" : "0-3",
  "children" : [
    "domain/",
    "container/",
    "dataobject/",
    "queue/"
  ]
}
```

6.3 Create a New Container

EXAMPLE Perform a PUT to the new container URI:

```
PUT /MyContainer/HTTP/1.1
Host: cloud.example.com
Accept: application/cdmi-container
Content-Type: application/cdmi-container
X-CDMI-Specification-Version: 1.0.2

{
  "metadata" : {
  }
}
```

The following shows the response.

```
HTTP/1.1 201 Created
Content-Type: application/cdmi-container
X-CDMI-Specification-Version: 1.0.2

{
  "objectType" : "application/cdmi-container",
  "objectID" : "00007E7F00102E230ED82694DAA975D2",
  "objectName" : "MyContainer/",
  "parentURI" : "/",
  "parentID" : "00007E7F0010128E42D87EE34F5A6560",
  "domainURI" : "/cdmi_domains/MyDomain/",
  "capabilitiesURI" : "/cdmi_capabilities/container/",
  "completionStatus" : "Complete",
  "metadata" : {
    "cdmi_size" : "0"
  },
  "childrenrange" : "",
  "children" : [
  ]
}
```

6.4 Create a Data Object in a Container

EXAMPLE Perform a PUT to the new data object URI:

```
PUT /MyContainer/MyDataObject.txt HTTP/1.1
Host: cloud.example.com
Accept: application/cdmi-object
Content-Type: application/cdmi-object
X-CDMI-Specification-Version: 1.0.2

{
  "mimetype" : "text/plain",
  "metadata" : {
  },
  "value" : "Hello CDMI World!"
}
```

The following shows the response.

```
HTTP/1.1 201 Created
Content-Type: application/cdmi-object
X-CDMI-Specification-Version: 1.0.2

{
  "objectType" : "application/cdmi-object",
  "objectID" : "00007E7F0010BD1CB8FF1823CF05BEE4",
```

```

    "objectName" : "MyDataObject.txt",
    "parentURI" : "/MyContainer/",
    "parentID" : "00007E7F00102E230ED82694DAA975D2",
    "domainURI" : "/cdmi_domains/MyDomain/",
    "capabilitiesURI" : "/cdmi_capabilities/dataobject/",
    "completionStatus" : "Complete",
    "mimetype" : "text/plain",
    "metadata" : {
      "cdmi_size" : "17"
    }
  }
}

```

6.5 List the Contents of a Container

EXAMPLE Perform a GET to the container URI:

```

GET /MyContainer/ HTTP/1.1
Host: cloud.example.com
Accept: */*
X-CDMI-Specification-Version: 1.0.2

```

The following shows the response.

```

HTTP/1.1 200 OK
Content-Type: application/cdmi-container
X-CDMI-Specification-Version: 1.0.2

```

```

{
  "objectType" : "application/cdmi-container",
  "objectID" : "00007E7F00102E230ED82694DAA975D2",
  "objectName" : "MyContainer/",
  "parentURI" : "/",
  "parentID" : "00007E7F0010128E42D87EE34F5A6560",
  "domainURI" : "/cdmi_domains/MyDomain/",
  "capabilitiesURI" : "/cdmi_capabilities/container/",
  "completionStatus" : "Complete",
  "metadata" : {
    "cdmi_size" : "83"
  },
  "childrenrange" : "0-0",
  "children" : [
    "MyDataObject.txt"
  ]
}

```

6.6 Read the Contents of a Data Object

EXAMPLE GET from the data object URI:

```

GET /MyContainer/MyDataObject.txt HTTP/1.1
Host: cloud.example.com
Accept: application/cdmi-object
X-CDMI-Specification-Version: 1.0.2

```

The following shows the response.

```

HTTP/1.1 200 OK
Content-Type: application/cdmi-object
X-CDMI-Specification-Version: 1.0.2

{
  "objectType": "application/cdmi-object",
  "objectID": "00007E7F0010BD1CB8FF1823CF05BEE4",
  "objectName": "MyDataObject.txt",
  "parentURI": "/MyContainer/",

```

```
"parentID" : "00007E7F00102E230ED82694DAA975D2",
"domainURI": "/cdmi_domains/MyDomain/",
"capabilitiesURI": "/cdmi_capabilities/dataobject/",
"completionStatus": "Complete",
"mimetype": "text/plain",
"metadata": {
  "cdmi_size": "17"
},
"valuetransferencoding": "utf-8",
"valuerange": "0-16",
"value": "Hello CDMI World!"
}
```

6.7 Read Only the Value of a Data Object

EXAMPLE Perform a GET to the data object URI:

```
GET /MyContainer/MyDataObject.txt HTTP/1.1
Host: cloud.example.com
```

The following shows the response.

```
HTTP/1.1 200 OK
Content-Type: text/plain

Hello CDMI World!
```

6.8 Delete a Data Object

EXAMPLE Perform a DELETE to the data object URI:

```
DELETE /MyContainer/MyDataObject.txt HTTP/1.1
Host: cloud.example.com
X-CDMI-Specification-Version: 1.0.2
```

The following shows the response.

```
HTTP/1.1 204 No Content
```


7 Interface Standard

7.1 HTTP Status Codes

HTTP status codes (see [Table 6](#)) are used to convey the results of the RESTful operations and to follow the basic semantics of HTTP with minimal overloading. Other HTTP status codes are not part of this international standard and retain their original semantics from HTTP 1.1.

Table 6 - HTTP Status Codes

Status Code	HTTP Name	Description
200	OK	The request has succeeded.
201	Created	The resource was created successfully.
202	Accepted	The long-running operation was accepted for processing.
204	No Content	The operation was successful; no data was returned.
302	Found	The resource is a reference to another resource.
400	Bad Request	The request contents are missing or invalid.
401	Unauthorized	The authentication/authorization credentials are invalid.
403	Forbidden	The client lacks the proper authorization to perform this request.
404	Not Found	The resource was not found at the specified URI.
406	Not Acceptable	No content can be produced at this URI that matches the request.
409	Conflict	The operation conflicts with a non-CDMI™ access protocol lock or may cause a state transition error on the server.

7.2 Object References

Object references are URIs within the cloud storage namespace that redirect to another URI within the same or another cloud storage namespace. References are similar to soft links in a file system. The cloud does not guarantee that the referenced URI will be valid after the time of creation.

References are visible as children in a container and are distinguished from non-references by a trailing "?" character added to the reference name. Performing an operation (with the exception of create or delete) to a reference URI will result in a 302 Found HTTP redirect, with the Location HTTP header containing the redirect destination URI that was specified at the time the reference was created. The reference's destination URI shall not be changed after a reference has been created.

To continue, when CDMI clients receive a 302 Found redirect, they should retry the operation using the URI contained within the Location header.

A delete operation on a reference URI shall delete the reference. References cannot be updated. To update the destination of a redirect, the client shall first delete the reference and then create a new reference to the desired destination.

EXAMPLE 1 GET to a URI, where the URI is a reference:

```
GET /MyContainer/MyDataObject.txt HTTP/1.1
Host: cloud.example.com
Accept: application/cdm-object
X-CDMI-Specification-Version: 1.0.2
```

The following shows the response.

```
HTTP/1.1 302 Found
Location: http://cloud.example.com/MyContainer/MyOtherDataObject.txt
```

References by object ID shall always redirect to a URI that ends with the same object ID as the request URI.

EXAMPLE 2 GET to an object ID URI, where the URI is a reference:

```
GET /cdmi_objectid/00006FFD0010AA33D8CEF9711E0835CA HTTP/1.1
Host: cloud.example.com
Accept: application/cdmi-object
X-CDMI-Specification-Version: 1.0.2
```

The following shows the response.

```
HTTP/1.1 302 Found
Location: http://archive.example.com/cdmi_objectid/00006FFD0010AA33D8CEF9711E0835CA
```

8 Data Object Resource Operations

8.1 Overview

Data objects are the fundamental storage component within CDMI™ and are analogous to files within a file system. Each data object has a set of well-defined fields that include:

- a single value; and
- optional metadata that is generated by the cloud storage system and specified by the cloud user.

Data objects are addressed in CDMI in two ways:

- by name (e.g., `http://cloud.example.com/dataobject`); and
- by object ID (e.g., `http://cloud.example.com/cdmi_objectid/0000706D0010B84FAD185C425D8B537E`).

Every data object has a single, globally-unique object identifier (ID) that remains constant for the life of the object. Each data object shall have one or more URI addresses that allow the object to be accessed.

Every data object has a parent object from which the data object inherits data system metadata that is not explicitly specified in the data object itself. Thus, the "budget.xls" data object stored at the following URI would inherit data system metadata from its parent container, "finance":

`http://cloud.example.com/finance/budget.xls`

Individual fields within a data object may be accessed by specifying the field name after a question mark "?" that is appended to the end of the data object URI. Thus, the following URI returns the value field in the response message body:

`http://cloud.example.com/dataobject?value`

The encoding of the data transported in the data object value field depends on the data object value transfer encoding field.

- If the value transfer encoding of the object is set to "utf-8", the data stored in the value of the data object shall be a valid UTF-8 string and shall be transported as a UTF-8 string in the value field.
- If the value transfer encoding of the object is set to "base64", the data stored in the value of the data object can contain arbitrary binary sequences, and it shall be transported as a base 64-encoded string in the value field.

Specific ranges of the value of a data object may be accessed by specifying a byte range after the value field name. Thus, the following URI returns the first thousand bytes in the value field:

`http://cloud.example.com/dataobject?value:0-999`

Because a byte range of a UTF-8 string is often not a valid UTF-8 string, the response to a range request shall always be transported in the value field as a base 64-encoded string. Likewise, when updating a range of bytes within the value of a data object, the contents of the value field shall be transported as a base 64-encoded string.

Byte ranges are specified as single inclusive byte ranges as per Section 14.35.1 of [RFC 2616](#).

A list of unique fields, separated by a semicolon ";" may be specified, allowing multiple fields to be accessed in a single request. Thus, the following URI returns the value and metadata fields in the response message body:

`http://cloud.example.com/dataobject?value;metadata`

When a client provides fields that are not defined in this international standard or deserializes an object containing fields that are not defined in this international standard, these fields shall be stored as part of the object but shall not be interpreted.

8.1.1 Data Object Metadata

Data object metadata may also include arbitrary user-supplied metadata and data system metadata, as specified in [Clause 16](#). Metadata shall be stored as a valid UTF-8 string. Binary data stored in user metadata shall be first encoded such that it can be contained in a UTF-8 string, with the use of base 64 encoding recommended.

8.1.2 Data Object Consistency

Writing to a data object is an atomic operation.

- If a client reads a data object simultaneously with a write to that same data object, the reading client shall get either the old version or the new version, but not a mixture of both.
- If a write is terminated due to errors, the contents of the data object shall be as if the write never occurred (i.e., writes are atomic in the face of errors).

The timestamp returned in the response to a write indicates whether the write is the newest (i.e., the write whose data is returned to subsequent reads, until another write is processed). If the timestamp returned for one write shows a more recent time than the timestamp for another write, then the write with the new timestamp shall be the one whose data is currently stored in the data object wherever the two writes overlap.

Range writes can result in a gap in an object value that have had no data written to them. Reading from a gap in a data object value shall return zero for each byte read.

Implementations of this international standard shall provide the atomicity features described in this subclause for data objects that are accessed via CDMI. The atomicity properties of data objects that are accessed by protocols other than CDMI are outside the scope of this international standard.

8.1.3 Data Object Representations

The representations in this clause are shown using JSON notation. Both clients and servers shall support UTF-8 JSON representation. The request and response message body JSON fields may be specified or returned in any order, with the exception that, if present, for data objects, the `valuerange` and `value` fields shall appear last and in that order.

8.2 Create a Data Object Using CDMI Content Type

8.2.1 Synopsis

To create a new data object, the following request shall be performed:

```
PUT <root URI>/<ContainerName>/<DataObjectName>
```

To create a new data object by ID, see [9.9](#).

Where:

- `<root URI>` is the path to the CDMI cloud.
- `<ContainerName>` is zero or more intermediate containers that already exist, with one slash (i.e., `"/`) between each pair of container names.
- `<DataObjectName>` is the name specified for the data object to be created.

After it is created, the data object shall also be accessible at `<root URI>/cdmi_objectid/<objectID>`.

8.2.2 Delayed Completion of Create

In response to a create operation for a data object, the server may return 202 Accepted to indicate that the object is in the process of being created. This response is useful for long-running operations (e.g., copying a large data object from a source URI). Such a response has the following implications.

- The server shall return a Location header with a URI to the object to be created along with an HTTP status code of 202 Accepted.
- With 202 Accepted, the server implies that the following checks have passed:
 - user authorization for creating the object;
 - user authorization for read access to any source object for move, copy, serialize, or deserialize; and
 - availability of space to create the object or at least enough space to create a URI to report an error.
- A client might not be able to immediately access the created object, e.g., due to delays resulting from the implementation's use of eventual consistency.

The client performs GET operations to the URI to track the progress of the operation. In response, the server returns two fields in its response message body to indicate progress.

- A mandatory completionStatus text field contains either "Processing", "Complete", or an error string starting with the value "Error".
- An optional percentComplete field contains the percentage of the operation that has completed (0 to 100).

GET shall not return any value for the data object when completionStatus is not "Complete". If the final result of the create operation is an error, the URI is created with the completionStatus field set to the error message. It is the client's responsibility to delete the URI after the error has been noted.

8.2.3 Capabilities

The following capabilities describe the supported operations that may be performed when creating a new data object:

- Support for the ability to create a new data object is indicated by the presence of the cdmi_create_dataobject capability in the parent container.
- If the object being created in the parent container is a reference, support for that ability is indicated by the presence of the cdmi_create_reference capability in the parent container.
- If the new data object is a copy of an existing data object, support for the ability to copy is indicated by the presence of the cdmi_copy_dataobject capability in the parent container.
- If the new data object is the destination of a move, support for the ability to move the data object is indicated by the presence of the cdmi_move_dataobject capability in the parent container.
- If the new data object is the destination of a deserialize operation, support for the ability to deserialize the source data object is indicated by the presence of the cdmi_deserialize_dataobject capability in the parent container.
- If the new data object is the destination of a serialize operation, support for the ability to serialize the source data object is indicated by the presence of the cdmi_serialize_dataobject, cdmi_serialize_container, cdmi_serialize_domain, or cdmi_serialize_queue capability in the parent container.

8.2.4 Request Headers

The HTTP request headers for creating a CDMI data object using CDMI content type are shown in [Table 7](#).

Table 7 - Request Headers for Creating a CDMI Data Object using CDMI Content Type

Header	Type	Description	Requirement
Accept	Header String	"application/cdm-object" or a consistent value as per clause 5.13.2	Optional
Content-Type	Header String	"application/cdm-object"	Mandatory
X-CDMI-Specification-Version	Header String	A comma-separated list of versions supported by the client, e.g., "1.0.2, 1.5, 2.0"	Mandatory
X-CDMI-Partial	Header String	"true". Indicates that the newly created object is part of a series of writes and the value has not yet been fully populated. If X-CDMI-Partial is present, the completionStatus field in the Response Body shall be set to "Processing".	Optional

8.2.5 Request Message Body

The request message body fields for creating a data object using CDMI content type are shown in [Table 8](#).

Table 8 - Request Message Body - Create a Data Object using CDMI Content Type (Sheet 1 of 3)

Field Name	Type	Description	Requirement
mimetype	JSON String	<p>MIME type of the data contained within the value field of the data object</p> <ul style="list-style-type: none"> This field may be included when creating by value or when deserializing, serializing, copying, and moving a data object. This field shall be stored as part of the object. If this field is not specified, the value of "text/plain" shall be assigned as the field value. This field shall not be included when creating a reference. This MIME type value shall be converted to lower case before being stored. 	Optional
<p>^aOnly one of these fields shall be specified in any given operation. Except for value, these fields shall not be stored. If more than one of these fields is supplied, the server shall respond with a 400 Bad Request error response.</p>			

Table 8 - Request Message Body - Create a Data Object using CDMI Content Type (Sheet 2 of 3)

Field Name	Type	Description	Requirement
metadata	JSON Object	<p>Metadata for the data object</p> <ul style="list-style-type: none"> If this field is included when deserializing, serializing, copying, or moving a data object, the value provided in this field shall replace the metadata from the source URI. If this field is not included when deserializing, serializing, copying, or moving a data object, the metadata from the source URI shall be used. If this field is included when creating a new data object by specifying a value, the value provided in this field shall be used as the metadata. If this field is not included when creating a new data object by specifying a value, an empty JSON object (i.e., "{}") shall be assigned as the field value. This field shall not be included when referencing a data object. 	Optional
domainURI	JSON String	<p>URI of the owning domain</p> <ul style="list-style-type: none"> If different from the parent domain, the user shall have the cross_domain privilege (see cdmi_member_privileges in Table 64). If not specified, the domain of the parent container shall be used. 	Optional
deserialize	JSON String	URI of a serialized CDMI data object that shall be deserialized to create the new data object	Optional ^a
serialize	JSON String	URI of a CDMI object that shall be serialized into the new data object	Optional ^a
copy	JSON String	URI of a CDMI data object or queue that shall be copied into the new data object	Optional ^a
move	JSON String	<p>URI of an existing local or remote CDMI data object (source URI) that shall be relocated to the URI specified in the PUT. The contents of the object, including the object ID, shall be preserved by a move, and the data object at the source URI shall be removed after the data object at the destination has been successfully created.</p> <p>If there are insufficient permissions to read the data object at the source URI, write the data object at the destination URI, or delete the data object at the source URI, or if any of these operations fail, the move shall return a 400 Bad Request result code, and the source and destination are left unchanged.</p>	Optional ^a
reference	JSON String	URI of a CDMI data object that shall be redirected to by a reference. If any other fields are supplied when creating a reference, the server shall respond with an HTTP status code of 400 Bad Request.	Optional ^a
<p>^aOnly one of these fields shall be specified in any given operation. Except for value, these fields shall not be stored. If more than one of these fields is supplied, the server shall respond with a 400 Bad Request error response.</p>			

Table 8 - Request Message Body - Create a Data Object using CDMI Content Type (Sheet 3 of 3)

Field Name	Type	Description	Requirement
deserializevalue	JSON String	A data object serialized as specified in Clause 15 and encoded using base 64 encoding rules described in RFC 4648 .	Optional ^a
valuetransferencoding	JSON Array of JSON String	The value transfer encoding used for the data object value. Two value transfer encodings are defined. <ul style="list-style-type: none"> "utf-8" indicates that the data object contains a valid UTF-8 string, and it shall be transported as a UTF-8 string in the value field. "base64" indicates that the data object may contain arbitrary binary sequences, and it shall be transported as a base 64-encoded string in the value field. Setting the contents of the data object value field to any value other than a valid base 64 string shall result in error 400 Bad Request being returned to the client. This field shall only be included when creating a data object by value. If not specified by the client, the server shall set the valuetransferencoding field to "utf-8". This field shall be stored as part of the object.	Optional
value	JSON String	The data object value <ul style="list-style-type: none"> If this field is not included, an empty JSON String (i.e., "") shall be assigned as the field value. If the valuetransferencoding field indicates UTF-8 encoding, the value shall be a UTF-8 string escaped using the JSON escaping rules described in RFC 4627. If the valuetransferencoding field indicates base 64 encoding, the value shall be first encoded using the base 64 encoding rules described in RFC 4648. 	Optional ^a
^a Only one of these fields shall be specified in any given operation. Except for value, these fields shall not be stored. If more than one of these fields is supplied, the server shall respond with a 400 Bad Request error response.			

8.2.6 Response Headers

The HTTP response headers for creating a data object using CDMI content type are shown in [Table 9](#).

Table 9 - Response Headers - Create a Data Object using CDMI Content Type

Header	Type	Description	Requirement
Content-Type	Header String	"application/cdmi-object"	Mandatory
X-CDMI-Specification-Version	Header String	The server shall respond with the highest version supported by both the client and the server, e.g., "1.0.2". If the server does not support any of the versions supported by the client, the server shall return a 400 Bad Request status code.	Mandatory

8.2.7 Response Message Body

The response message body fields for creating a data object using CDMI content type are shown in [Table 10](#).

Table 10 - Response Message Body - Create a Data Object using CDMI Content Type

Field Name	Type	Description	Requirement
objectType	JSON String	"application/cdmi-object"	Mandatory
objectID	JSON String	Object ID of the object	Mandatory
objectName	JSON String	Name of the object	Mandatory
parentURI	JSON String	URI for the parent object Appending the objectName to the parentURI shall always produce a valid URI for the object.	Mandatory
parentID	JSON String	Object ID of the parent container object	Mandatory
domainURI	JSON String	URI of the owning domain	Mandatory
capabilitiesURI	JSON String	URI to the capabilities for the object	Mandatory
completionStatus	JSON String	A string that shall indicate the status of the data object creation operation using one of the following values <ul style="list-style-type: none"> • "Processing" indicates that the data object is still in the process of being created. • "Completed" indicates that the data object has been successfully created. • A string that begins with "Error" indicates that an error prevented creation of the data object. 	Mandatory
percentComplete	JSON String	<ul style="list-style-type: none"> • When the value of completionStatus is "Processing", this field, if provided, shall indicate the percentage of completion as a numeric integer value from 0 through 100. • When the value of completionStatus is "Complete", this field, if provided, shall contain the value "100". • When the value of completionStatus is "Error", this field, if provided, may contain any integer value from 0 through 100. 	Optional
mimetype	JSON String	MIME type of the value of the data object	Mandatory
metadata	JSON Object	Metadata for the data object. This field includes any user and data system metadata specified in the request message body metadata field, along with storage system metadata generated by the cloud storage system. See Clause 16 for a further description of metadata.	Mandatory

8.2.8 Response Status

The HTTP status codes that occur when creating a data object using CDMI content type are described in [Table 11](#).

Table 11 - HTTP Status Codes - Create a Data Object using CDMI Content Type

HTTP Status	Description
201 Created	The new data object was created.
202 Accepted	The data object is in the process of being created. The CDMI client should monitor the completionStatus and percentComplete fields to determine the current status of the operation.
400 Bad Request	The request contains invalid parameters or field names.
401 Unauthorized	The authentication credentials are missing or invalid.
403 Forbidden	The client lacks the proper authorization to perform this request.
404 Not Found	The resource was not found at the specified URI.
409 Conflict	The operation conflicts with a non-CDMI access protocol lock or may cause a state transition error on the server.

8.2.9 Examples

EXAMPLE 1 PUT to the container URI the data object name and contents:

```
PUT /MyContainer/MyDataObject.txt HTTP/1.1
Host: cloud.example.com
Accept: application/cdm-object
Content-Type: application/cdm-object
X-CDMI-Specification-Version: 1.0.2

{
  "mimetype" : "text/plain",
  "metadata" : {

  },
  "value" : "This is the Value of this Data Object"
}
```

The following shows the response.

```
HTTP/1.1 201 Created
Content-Type: application/cdm-object
X-CDMI-Specification-Version: 1.0.2

{
  "objectType" : "application/cdm-object",
  "objectID" : "0000706D0010B84FAD185C425D8B537E",
  "objectName" : "MyDataObject.txt",
  "parentURI" : "/MyContainer/",
  "parentID" : "00007E7F00102E230ED82694DAA975D2",
  "domainURI" : "/cdmi_domains/MyDomain/",
  "capabilitiesURI" : "/cdmi_capabilities/dataobject/",
  "completionStatus" : "Complete",
  "mimetype" : "text/plain",
  "metadata" : {
    "cdmi_size" : "37"
  }
}
```

EXAMPLE 2 PUT to the container URI the data object name and binary contents:

```
PUT /MyContainer/MyDataObject.txt HTTP/1.1
Host: cloud.example.com
Accept: application/cdmi-object
Content-Type: application/cdmi-object
X-CDMI-Specification-Version: 1.0.2

{
  "mimetype" : "text/plain",
  "metadata" : { },
  "valuetransferencoding" : "base64"
  "value" : "VGhpcyBpcyB0aGUgVmFsdWUgb2YgdGhpcyBEYXRhIE9iamVjdA=="
}
```

The following shows the response.

```
HTTP/1.1 201 Created
Content-Type: application/cdmi-object
X-CDMI-Specification-Version: 1.0.2

{
  "objectType": "application/cdmi-object",
  "objectID": "0000706D0010374085EF1A5C7018D774",
  "objectName": "MyDataObject.txt",
  "parentURI": "/MyContainer/",
  "parentID": "00007E7F00102E230ED82694DAA975D2",
  "domainURI": "/cdmi_domains/MyDomain/",
  "capabilitiesURI": "/cdmi_capabilities/dataobject/",
  "completionStatus": "Complete",
  "mimetype": "text/plain",
  "metadata": {
    "cdmi_size": "37"
  }
}
```

8.3 Create a Data Object using a Non-CDMI Content Type

8.3.1 Synopsis

To create a new data object, the following request shall be performed:

```
PUT <root URI>/<ContainerName>/<DataObjectName>
```

Where:

- <root URI> is the path to the CDMI cloud.
- <ContainerName> is zero or more intermediate containers that already exist, with one slash (i.e., "/") between each pair of container names.
- <DataObjectName> is the name specified for the data object to be created.

After it is created, the data object shall also be accessible at <root URI>/cdmi_objectid/<objectID>.

8.3.2 Capability

The following capability describes the supported operations that may be performed when creating a new data object:

- Support for the ability to create a new data object is indicated by the presence of the `cdmi_create_dataobject` capability in the parent container.

8.3.3 Request Headers

The HTTP request headers for creating a CDMI data object using a non-CDMI content type are shown in [Table 12](#).

Table 12 - Request Headers - Create a CDMI Data Object using a Non-CDMI Content Type

Header	Type	Description	Requirement
Content-Type	Header String	The content type of the data to be stored as a data object. The value specified here shall be used as the mimetype field of the CDMI data object. If the content type includes the charset parameter as defined in RFC 2046 of "utf-8" (e.g., ";charset=utf-8"), the valuetransferencoding field of the CDMI data object shall be set to "utf-8". Otherwise, the valuetransferencoding field of the CDMI data object shall be set to "base64".	Mandatory
X-CDMI-Partial	Header String	"true". Indicates that the newly created object is part of a series of writes and has not yet been fully created. When set, the completionStatus field shall be set to "Processing".	Optional

8.3.4 Request Message Body

The request message body contains the data to be stored in the value of the data object.

8.3.5 Response Headers

No response headers are specified.

8.3.6 Response Message Body

No response message body fields are specified.

8.3.7 Response Status

The HTTP status codes that occur when creating a data object using a non-CDMI content type are described in [Table 13](#).

Table 13 - HTTP Status Codes - Create a Data Object using a Non-CDMI Content Type

HTTP Status	Description
201 Created	The new data object was created.
400 Bad Request	The request contains invalid parameters or field names.
401 Unauthorized	The authentication credentials are missing or invalid.
403 Forbidden	The client lacks the proper authorization to perform this request.
404 Not Found	The resource was not found at the specified URI.
409 Conflict	The operation conflicts with a non-CDMI access protocol lock or may cause a state transition error on the server.

8.3.8 Example

EXAMPLE PUT to the container URI the data object name and contents:

```
PUT /MyContainer/MyDataObject.txt HTTP/1.1
Host: cloud.example.com
Content-Type: text/plain;charset=utf-8
Content-Length: 37
```

This is the Value of this Data Object

The following shows the response.

```
HTTP/1.1 201 Created
```

8.4 Read a Data Object using CDMI Content Type

8.4.1 Synopsis

To read all fields from an existing data object, the following request shall be performed:

```
GET <root URI>/<ContainerName>/<DataObjectName>
```

To read one or more requested fields from an existing data object, one of the following requests shall be performed:

```
GET <root URI>/<ContainerName>/<DataObjectName>?<fieldname>;<fieldname>;...
GET <root URI>/<ContainerName>/<DataObjectName>?value:<range>;...
GET <root URI>/<ContainerName>/<DataObjectName>?metadata:<prefix>;...
```

Where:

- <root URI> is the path to the CDMI cloud.
- <ContainerName> is zero or more intermediate containers.
- <DataObjectName> is the name of the data object to be read from.
- <fieldname> is the name of a field.
- <range> is a byte range of the data object value to be returned in the value field.<prefix> is a matching prefix that returns all metadata items that start with the prefix value.

The object shall also also be accessible at <root URI>/cdmi_objectid/<objectID>.

8.4.2 Capabilities

The following capabilities describe the supported operations that may be performed when reading an existing data object:

- Support for the ability to read the metadata of an existing data object is indicated by the presence of the `cdmi_read_metadata` capability in the specified object.
- Support for the ability to read the value of an existing data object is indicated by the presence of the `cdmi_read_value` capability in the specified object.
- Support for the ability to read the value of an existing data object in specific byte ranges is indicated by the presence of the `cdmi_read_value_range` capability in the specified object.

8.4.3 Request Headers

The HTTP request headers for reading a CDMI data object using CDMI content type are shown in [Table 14](#).

Table 14 - Request Headers - Read a CDMI Data Object using CDMI Content Type

Header	Type	Description	Requirement
Accept	Header String	"application/cdmi-object" or a consistent value as per clause 5.13.2	Optional
X-CDMI-Specification-Version	Header String	A comma-separated list of versions supported by the client, e.g., "1.0.2, 1.5, 2.0"	Mandatory

8.4.4 Request Message Body

A request message body shall not be provided.

8.4.5 Response Headers

The HTTP response headers for reading a data object using CDMI content type are shown in [Table 15](#).

Table 15 - Response Headers - Read a CDMI Data Object using CDMI Content Type

Header	Type	Description	Requirement
X-CDMI-Specification-Version	Header String	The server shall respond with the highest version supported by both the client and the server, e.g., "1.0.2". If the server does not support any of the versions supported by the client, the server shall return a 400 Bad Request status code.	Mandatory
Content-Type	Header String	"application/cdmi-object"	Mandatory
Location	Header String	The server shall respond with the URI that the reference redirects to if the object is a reference.	Conditional

8.4.6 Response Message Body

The response message body fields for reading a CDMI data object using CDMI content type are shown in [Table 16](#).

Table 16 - Response Message Body - Read a Data Object using CDMI Content Type (Sheet 1 of 3)

Field Name	Type	Description	Requirement
objectType	JSON String	"application/cdmi-object"	Mandatory
objectID	JSON String	Object ID of the object	Mandatory
objectName	JSON String	Name of the object <ul style="list-style-type: none"> For objects in a container, the objectName field shall be returned. For objects not in a container (objects that are only accessible by ID), the objectName field does not exist and shall not be returned. 	Conditional

Table 16 - Response Message Body - Read a Data Object using CDMI Content Type (Sheet 2 of 3)

Field Name	Type	Description	Requirement
parentURI	JSON String	<p>URI for the parent object</p> <ul style="list-style-type: none"> For objects in a container, the parentURI field shall be returned. For objects not in a container (objects that are only accessible by ID), the parentURI field does not exist and shall not be returned. <p>Appending the objectName to the parentURI shall always produce a valid URI for the object.</p>	Conditional
parentID	JSON String	<p>Object ID of the parent container object</p> <ul style="list-style-type: none"> For objects in a container, the parentID field shall be returned. For objects not in a container (objects that are only accessible by ID), the parentID field does not exist and shall not be returned. 	Conditional
domainURI	JSON String	URI of the owning domain	Mandatory
capabilitiesURI	JSON String	URI to the capabilities for the object	Mandatory
completionStatus	JSON String	<p>A string indicating if the object is still in the process of being created, and after the operation is complete, if it was created successfully or an error occurred.</p> <p>The value shall be the string "Processing", the string "Complete", or an error string starting with the value "Error".</p>	Mandatory
percentComplete	JSON String	<ul style="list-style-type: none"> When the value of completionStatus is "Processing", this field, if provided, shall indicate the percentage of completion as a numeric integer value from 0 through 100. When the value of completionStatus is "Complete", this field, if provided, shall contain the value "100". When the value of completionStatus is "Error", this field, if provided, may contain any integer value from 0 through 100. 	Optional
mimetype	JSON String	MIME type of the value of the data object	Mandatory
metadata	JSON Object	<p>Metadata for the data object</p> <p>This field includes any user and data system metadata specified in the request message body metadata field, along with storage system metadata generated by the cloud storage system.</p> <p>See Clause 16 for a further description of metadata.</p>	Mandatory

Table 16 - Response Message Body - Read a Data Object using CDMI Content Type (Sheet 3 of 3)

Field Name	Type	Description	Requirement
valuerange	JSON String	<p>The range of bytes of the data object to be returned in the value field</p> <ul style="list-style-type: none"> If a specific value range has been requested, the value range field shall correspond to the bytes requested. If the request extends beyond the end of the value, the value range field shall indicate the smaller byte range returned. If the object value has gaps (due to PUTs with non-contiguous value ranges), the value range will indicate the range to the first gap in the object value. The <code>cdmi_size</code> storage system metadata of the data object shall always indicate the complete size of the object, including zero-filled gaps. 	Mandatory
valuetransferencoding	JSON Array of JSON Strings	<p>The value transfer encoding used for the data object value. Two value transfer encodings are defined:</p> <ul style="list-style-type: none"> "utf-8" indicates that the data object contains a valid UTF-8 string, and it shall be transported as a UTF-8 string in the value field. "base64" indicates that the data object may contain arbitrary binary sequences, and it shall be transported as a base 64-encoded string in the value field. 	Mandatory
value	JSON String	<p>The data object value</p> <ul style="list-style-type: none"> If the <code>valuetransferencoding</code> field indicates UTF-8 encoding, the value field shall contain a UTF-8 string using JSON escaping rules described in RFC 4627. If the <code>valuetransferencoding</code> field indicates base 64 encoding, the value field shall contain a base 64-encoded string as described in RFC 4648. The value field shall only be provided when the <code>completionStatus</code> field contains "Complete". When reading a value, zeros shall be returned for any gaps resulting from non-contiguous writes. 	Conditional

If individual fields are specified in the GET request, only these fields are returned in the result body. Optional fields that are requested but do not exist are omitted from the result body.

8.4.7 Response Status

The HTTP status codes that occur when reading a data object using CDMI content type are described in [Table 17](#).

Table 17 - HTTP Status Codes - Read a CDMI Data Object using CDMI Content Type

HTTP Status	Description
200 OK	The data object content was returned in the response.
202 Accepted	The data object is in the process of being created. The CDMI client should monitor the completionStatus and percentComplete fields to determine the current status of the operation.
302 Found	The URI is a reference to another URI.
400 Bad Request	The request contains invalid parameters or field names.
401 Unauthorized	The authentication credentials are missing or invalid.
403 Forbidden	The client lacks the proper authorization to perform this request.
404 Not Found	The resource was not found at the specified URI.
406 Not Acceptable	The server is unable to provide the object in the content type specified in the Accept header.

8.4.8 Examples

EXAMPLE 1 GET to the data object URI to read all fields of the data object:

```
GET /MyContainer/MyDataObject.txt HTTP/1.1
Host: cloud.example.com
Accept: application/cdm-object
X-CDMI-Specification-Version: 1.0.2
```

The following shows the response.

```
HTTP/1.1 200 OK
X-CDMI-Specification-Version: 1.0.2
Content-Type: application/cdm-object

{
  "objectType" : "application/cdm-object",
  "objectID" : "0000706D0010B84FAD185C425D8B537E",
  "objectName" : "MyDataObject.txt",
  "parentURI" : "/MyContainer/",
  "parentID" : "00007E7F00102E230ED82694DAA975D2",
  "domainURI" : "/cdmi_domains/MyDomain/",
  "capabilitiesURI" : "/cdmi_capabilities/dataobject/",
  "completionStatus" : "Complete",
  "mimetype" : "text/plain",
  "metadata" : {
    "cdmi_size" : "37"
  },
  "valuerange" : "0-36",
  "valuetransferencoding" : "utf-8",
  "value" : "This is the Value of this Data Object"
}
```

EXAMPLE 2 GET to the data object URI by ID to read all fields of the data object:

```
GET /cdmi_objectid/0000706D0010B84FAD185C425D8B537E
HTTP/1.1 Host: cloud.example.com
Accept: application/cdm-object
X-CDMI-Specification-Version: 1.0.2
```

The following shows the response.

```
HTTP/1.1 200 OK
Content-Type: application/cdmi-object
X-CDMI-Specification-Version: 1.0.2

{
  "objectType" : "application/cdmi-object",
  "objectID" : "0000706D0010B84FAD185C425D8B537E",
  "objectName" : "MyDataObject.txt",
  "parentURI" : "/MyContainer/",
  "parentID" : "00007E7F00102E230ED82694DAA975D2",
  "domainURI" : "/cdmi_domains/MyDomain/",
  "capabilitiesURI" : "/cdmi_capabilities/dataobject/",
  "completionStatus" : "Complete",
  "mimetype" : "text/plain",
  "metadata" : {
    "cdmi_size" : "37"
  },
  "valuetransferencoding" : "utf-8",
  "valuerange" : "0-36",
  "value" : "This is the Value of this Data Object"
}
```

EXAMPLE 3 GET to the data object URI to read the value and mimetype fields of the data object:

```
GET /MyContainer/MyDataObject.txt?value;mimetype HTTP/1.1
Host: cloud.example.com
Accept: application/cdmi-object
X-CDMI-Specification-Version: 1.0.2
```

The following shows the response.

```
HTTP/1.1 200 OK
Content-Type: application/cdmi-object
X-CDMI-Specification-Version: 1.0.2

{
  "value" : "This is the Value of this Data Object",
  "mimetype" : "text/plain"
}
```

EXAMPLE 4 GET to the data object URI to read the first 11 bytes of the value of the data object:

```
GET /MyContainer/MyDataObject.txt?valuerange;value:0-10 HTTP/1.1
Host: cloud.example.com
Accept: application/cdmi-object
X-CDMI-Specification-Version: 1.0.2
```

The following shows the response.

```
HTTP/1.1 200 OK
Content-Type: application/cdmi-object
X-CDMI-Specification-Version: 1.0.2

{
  "valuerange" : "0-10",
  "value" : "VGhpcyBpcyB0aGU="
}
```

8.5 Read a Data Object using a Non-CDMI Content Type

8.5.1 Synopsis

To read the value of an existing data object, the following request shall be performed:

```
GET <root URI>/<ContainerName>/<DataObjectName>
```

Where:

- <root URI> is the path to the CDMI cloud.
- <ContainerName> is zero or more intermediate containers.
- <DataObjectName> is the name of the data object to be read from.

The object shall also be accessible at <root URI>/cdmi_objectid/<objectID>.

8.5.2 Capabilities

The following capabilities describe the supported operations that may be performed when reading an existing data object:

- Support for the ability to read the value of an existing data object is indicated by the presence of the `cdmi_read_value` capability in the specified object. Any read from a specific byte location not previously written to by a create or update operation shall return zero for the byte value.
- Support for the ability to read the value of an existing data object in specific byte ranges is indicated by the presence of the `cdmi_read_value_range` capability in the specified object. Any read from a specific byte location within the value range specified not previously written to by a create or update operation shall return zero for the byte value.

8.5.3 Request Header

The HTTP request header for reading a CDMI data object using a non-CDMI content type is shown in [Table 18](#).

Table 18 - Request Header - Read a CDMI Data Object using a Non-CDMI Content Type

Header	Type	Description	Requirement
Range	Header String	A valid ranges-specifier (see RFC 2616 Section 14.35.1)	Optional

8.5.4 Request Message Body

A request message body shall not be provided.

8.5.5 Response Headers

The HTTP response headers for reading a data object using a non-CDMI content type are shown in [Table 19](#).

Table 19 - Response Headers - Read a CDMI Data Object using a Non-CDMI Content Type

Header	Type	Description	Requirement
Content-Type	Header String	The content type returned shall be the <code>mimetype</code> field in the data object.	Mandatory
Location	Header String	The server shall respond with the URI that the reference redirects to if the object is a reference.	Conditional

8.5.6 Response Message Body

When reading a data object using a non-CDMI content type, the following applies:

- The response message body shall be the contents of the data object's value field.
- When reading a value, zeros shall be returned for any gaps resulting from non-contiguous writes.

8.5.7 Response Status

The HTTP status codes that occur when reading a data object using a non-CDMI content type are described in [Table 20](#).

Table 20 - HTTP Status Codes - Read a CDMI Data Object using a Non-CDMI Content Type

HTTP Status	Description
200 OK	The data object content was returned in the response.
206 Partial Content	A requested range of the data object content was returned in the response.
302 Found	The URI is a reference to another URI.
400 Bad Request	The request contains invalid parameters or field names.
401 Unauthorized	The authentication credentials are missing or invalid.
403 Forbidden	The client lacks the proper authorization to perform this request.
404 Not Found	The resource was not found at the specified URI, or a requested field within the resource was not found.

8.5.8 Examples

EXAMPLE 1 GET to the data object URI to read the value of the data object:

```
GET /MyContainer/MyDataObject.txt HTTP/1.1
Host: cloud.example.com
```

The following shows the response.

```
HTTP/1.1 200 OK
Content-Type: text/plain
Content-Length: 37
```

This is the Value of this Data Object

EXAMPLE 2 GET to the data object URI to read the first 11 bytes of the value of the data object:

```
GET /MyContainer/MyDataObject.txt HTTP/1.1
Host: cloud.example.com
Range: bytes=0-10
```

The following shows the response.

```
HTTP/1.1 206 Partial Content
Content-Type: text/plain
Content-Range: bytes 0-10/37
Content-Length: 11
```

This is the

8.6 Update a Data Object using CDMI Content Type

8.6.1 Synopsis

To update some or all fields in an existing data object, the following request shall be performed:

```
PUT <root URI>/<ContainerName>/<DataObjectName>
```

To update the value of an existing data object, the following request shall be performed:

```
PUT <root URI>/<ContainerName>/<DataObjectName>?value:<range>
```

To add, update, and remove specific metadata items of an existing data object, the following request shall be performed:

```
PUT <root URI>/<ContainerName>/<DataObjectName>?metadata:<metadataname>;...
```

Where:

- <root URI> is the path to the CDMI cloud.
- <ContainerName> is zero or more intermediate containers.
- <DataObjectName> is the name of the data object to be updated.
- <range> is a byte range within the data object value to be updated.

The data object shall also be accessible at <root URI>/cdmi_objectid/<objectID>, and an update shall not result in a change to the object ID.

8.6.2 Capabilities

The following capabilities describe the supported operations that may be performed when updating an existing data object:

- Support for the ability to modify the metadata of an existing data object is indicated by the presence of the `cdmi_modify_metadata` capability in the specified object.
- Support for the ability to modify the value of an existing data object and/or MIME type is indicated by the presence of the `cdmi_modify_value` capability in the specified object.
- Support for the ability to modify the value of an existing data object in specified byte ranges is indicated by the presence of the `cdmi_modify_value_range` capability in the specified object.

8.6.3 Request Headers

The HTTP request headers for updating a CDMI data object using CDMI content type are shown in [Table 21](#).

Table 21 - Request Headers - Update a CDMI Data Object using CDMI Content Type

Header	Type	Description	Requirement
Content-Type	Header String	"application/cdmis-object"	Mandatory
X-CDMI-Specification-Version	Header String	A comma-separated list of versions supported by the client, e.g., "1.0.2, 1.5, 2.0"	Mandatory
X-CDMI-Partial	Header String	"true". Indicates that the object is in the process of being updated, and has not yet been fully updated. When set, the completionStatus field shall be set to "Processing". If the completionStatus field had previously been set to "Processing" by including this header in a create or update, the next update without this field shall change the completionStatus field back to "Complete".	Optional

8.6.4 Request Message Body

The request message body fields for updating a data object using CDMI content type are shown in [Table 22](#).

Table 22 - Request Message Body - Update a CDMI Data Object using CDMI Content Type

Field Name	Type	Description	Requirement
mimetype	JSON String	MIME type of the data contained within the value field of the data object. If present, this replaces the existing MIME type. <ul style="list-style-type: none"> This field may be included when updating by value, deserializing, and copying a data object. This field shall be stored as part of the object. If this field is not specified, the existing value of the mimetype field shall be left unchanged. This field shall not be included when creating a reference. This mimetype value shall be converted to lower case before being stored. 	Optional
metadata	JSON Object	Metadata for the data object. If present, the new metadata specified replaces the existing object metadata. If individual metadata items are specified in the URI, only those items are replaced, with other items being preserved. See Clause 16 for a further description of metadata.	Optional
<p>^aOnly one of these fields shall be specified in any given operation. Except for value, these fields shall not be stored. If more than one of these fields is supplied, the server shall respond with a 400 Bad Request error response.</p>			

Table 22 - Request Message Body - Update a CDMI Data Object using CDMI Content Type

Field Name	Type	Description	Requirement
domainURI	JSON String	URI of the owning domain <ul style="list-style-type: none"> If different from the parent domain, the user shall have the "cross_domain" privilege (see cdmi_member_privileges in Table 64). If not specified, the existing domain shall be preserved. 	Optional
deserialize	JSON String	URI of a serialized CDMI data object that shall be deserialized to update an existing data object. The object ID of the serialized data object shall match the object ID of the destination data object.	Optional ^a
copy	JSON String	URI of a CDMI data object or queue that shall be copied into the existing data object.	Optional ^a
deserializevalue	JSON String	A data object serialized as specified in Clause 15 and encoded using base 64 encoding rules described in RFC 4648 . The object ID of the serialized data object shall match the object ID of the destination data object.	Optional ^a
valuetransferencoding	JSON Array of JSON Strings	The value transfer encoding used for the data object value. Two value transfer encodings are defined: <ul style="list-style-type: none"> "utf-8" indicates that the data object contains a valid UTF-8 string, and shall be transported as a UTF-8 string in the value field. "base64" indicates that the data object may contain arbitrary binary sequences, and shall be transported as a base 64 encoded string in the value field. Setting the contents of the data object value field to any value other than a valid base 64 string shall result in error 400 Bad Request being returned to the client. This field shall only be included when updating a data object by value. If this field is not specified, the existing value of the valuetransferencoding field shall be left unchanged. <p>This field shall be stored as part of the object.</p>	Optional
^a Only one of these fields shall be specified in any given operation. Except for value, these fields shall not be stored. If more than one of these fields is supplied, the server shall respond with a 400 Bad Request error response.			

Table 22 - Request Message Body - Update a CDMI Data Object using CDMI Content Type

Field Name	Type	Description	Requirement
value	JSON String	<p>This is the new data for the object. If present, this replaces the existing value.</p> <ul style="list-style-type: none"> If the <code>valuetransferencoding</code> field indicates UTF-8 encoding, the value shall be a UTF-8 string escaped using the JSON escaping rules described in RFC 4627. If the <code>valuetransferencoding</code> field indicates base 64 encoding, the value shall be first encoded using the base 64 encoding rules described in RFC 4648. If a value range was specified in the request, the new data shall be inserted at the location specified by the range. Any resulting gaps between ranges shall be treated as if zeros had been written and shall be included when calculating the size of the value. When storing a range, the value shall be encoded using base 64, and the <code>valuetransferencoding</code> field shall be set to "base64". 	Optional
<p>^aOnly one of these fields shall be specified in any given operation. Except for value, these fields shall not be stored. If more than one of these fields is supplied, the server shall respond with a 400 Bad Request error response.</p>			

8.6.5 Response Header

The HTTP response header for updating a data object using CDMI content type is shown in [Table 23](#).

Table 23 - Response Header - Update a CDMI Data Object using CDMI Content Type

Header	Type	Description	Requirement
Location	Header String	The server shall respond with the URI that the reference redirects to if the object is a reference.	Conditional

8.6.6 Response Message Body

A response message body may be provided as per [RFC 2616](#).

8.6.7 Response Status

The HTTP status codes that occur when updating a data object using CDMI content type are described in [Table 24](#).

Table 24 - HTTP Status Codes - Update a CDMI Data Object using CDMI Content Type (Sheet 1 of 2)

HTTP Status	Description
204 No Content	The operation was successful; no data was returned.
302 Found	The URI is a reference to another URI.
400 Bad Request	The request contains invalid parameters or field names.
401 Unauthorized	The authentication credentials are missing or invalid.

Table 24 - HTTP Status Codes - Update a CDMI Data Object using CDMI Content Type (Sheet 2 of 2)

HTTP Status	Description
403 Forbidden	The client lacks the proper authorization to perform this request.
404 Not Found	The resource was not found at the specified URI.
409 Conflict	The operation conflicts with a non-CDMI access protocol lock or may cause a state transition error on the server.

8.6.8 Examples

EXAMPLE 1 PUT to the data object URI to set new field values:

```
PUT /MyContainer/MyDataObject.txt HTTP/1.1
Host: cloud.example.com
Content-Type: application/cdm-object
X-CDMI-Specification-Version: 1.0.2

{
  "mimetype" : "text/plain",
  "metadata" : {
    "colour" : "blue",
    "length" : "10"
  },
  "value" : "This is the Value of this Data Object"
}
```

The following shows the response.

```
HTTP/1.1 204 No Content
```

EXAMPLE 2 PUT to the data object URI to set a new MIME type:

```
PUT /MyContainer/MyDataObject.txt?mimetype HTTP/1.1
Host: cloud.example.com
Content-Type: application/cdm-object
X-CDMI-Specification-Version: 1.0.2

{
  "mimetype" : "text/plain"
}
```

The following shows the response.

```
HTTP/1.1 204 No Content
```

EXAMPLE 3 PUT to the data object URI to update a range of the value:

```
PUT /MyContainer/MyDataObject.txt?value:21-24 HTTP/1.1
Host: cloud.example.com
Content-Type: application/cdm-object
X-CDMI-Specification-Version: 1.0.2

{
  "value" : "dGhhZA=="
}
```

The following shows the response.

```
HTTP/1.1 204 No Content
```

When updating a value without specifying a value transfer encoding, the client must be aware of the current value transfer encoding of the object. If a client sends a value containing a UTF-8 string to update an existing object with a valuetransferencoding value of "base64", this shall result in an error

being returned. If a client sends a value containing a base 64 string to update an existing object with a valuetransferencoding value of "utf-8", this shall not generate an error, but results in the literal base 64 character sequence being stored in the data object instead of the expected data encoded in the base 64 string.

EXAMPLE 4 PUT to the data object URI to replace all metadata with new metadata:

```
PUT /MyContainer/MyDataObject.txt?metadata HTTP/1.1
Host: cloud.example.com
Content-Type: application/cdm-object
X-CDMI-Specification-Version: 1.0.2
```

```
{
  "metadata" : {
    "colour" : "red",
    "number" : "7"
  }
}
```

The following shows the response.

```
HTTP/1.1 204 No Content
```

EXAMPLE 5 PUT to the data object URI to add a new metadata item while preserving existing metadata:

```
PUT /MyContainer/MyDataObject.txt?metadata:shape HTTP/1.1
Host: cloud.example.com
Content-Type: application/cdm-object
X-CDMI-Specification-Version: 1.0.2
```

```
{
  "metadata" : {
    "shape" : "round"
  }
}
```

The following shows the response.

```
HTTP/1.1 204 No Content
```

EXAMPLE 6 PUT to the data object URI to replace just one metadata item with a new value:

```
PUT /MyContainer/MyDataObject.txt?metadata:colour HTTP/1.1
Host: cloud.example.com
Content-Type: application/cdm-object
X-CDMI-Specification-Version: 1.0.2
```

```
{
  "metadata" : {
    "colour" : "green"
  }
}
```

The following shows the response.

```
HTTP/1.1 204 No Content
```

8.7 Update a Data Object using a Non-CDMI Content Type

8.7.1 Synopsis

To update the value of an existing data object, the following request shall be performed:

```
PUT <root URI>/<ContainerName>/<DataObjectName>
```

Where:

- <root URI> is the path to the CDMI cloud.
- <ContainerName> is zero or more intermediate containers.
- <DataObjectName> is the name of the data object to be updated.

The object shall also be accessible at <root URI>/cdmi_objectid/<objectID>. An update shall not result in a change to the object ID.

8.7.2 Capabilities

The following capabilities describe the supported operations that may be performed when updating an existing data object:

- Support for the ability to modify the value of an existing data object and/or MIME type is indicated by the presence of the `cdmi_modify_value` capability in the specified object.
- Support for the ability to modify the value of an existing data object in specified byte ranges is indicated by the presence of the `cdmi_modify_value_range` capability in the specified object.

8.7.3 Request Headers

The HTTP request headers for updating a CDMI data object using a non-CDMI content type are shown in [Table 25](#).

Table 25 - Request Headers - Update a CDMI Data Object using a Non-CDMI Content Type

Header	Type	Description	Requirement
Content-Type	Header String	The content type of the data to be stored as a data object. The value specified here shall be used in the <code>mimetype</code> field of the CDMI data object.	Mandatory
Content-Range	Header String	A valid ranges-specifier (see RFC 2616 Section 14.35.1)	Optional
X-CDMI-Partial	Header String	"true". Indicates that the object is in the process of being updated and has not yet been fully updated. When set, the <code>completionStatus</code> field shall be set to "Processing". If the <code>completionStatus</code> field had previously been set to "Processing" by including this header in a create or update, the next update without this field shall change the <code>completionStatus</code> field back to "Complete".	Optional

8.7.4 Request Message Body

The request message body contains the data to be stored in the value of the data object.

8.7.5 Response Header

The HTTP response header for updating a data object using a non-CDMI content type is shown in [Table 26](#).

Table 26 - Response Header - Update a CDMI Data Object using a Non-CDMI Content Type

Header	Type	Description	Requirement
Location	Header String	The server shall respond with the URI that the reference redirects to if the object is a reference.	Conditional

8.7.6 Response Message Body

A response message body may be provided as per [RFC 2616](#).

8.7.7 Response Status

the HTTP status codes that occur when updating a data object using a non-CDMI content type are described in [Table 27](#).

Table 27 - HTTP Status Codes - Update a CDMI Data Object using a Non-CDMI Content Type

HTTP Status	Description
204 No Content	The operation was successful; no data was returned.
302 Found	The URI is a reference to another URI.
400 Bad Request	The request contains invalid parameters or field names.
401 Unauthorized	The authentication credentials are missing or invalid.
403 Forbidden	The client lacks the proper authorization to perform this request.
404 Not Found	The resource was not found at the specified URI.
409 Conflict	The operation conflicts with a non-CDMI access protocol lock or may cause a state transition error on the server.

8.7.8 Examples

EXAMPLE 1 PUT to the data object URI to update the value of the data object:

```
PUT /MyContainer/MyDataObject.txt HTTP/1.1
Host: cloud.example.com
Content-Type: text/plain
Content-Length: 37
```

This is the value of this data object

The following shows the response.

```
HTTP/1.1 204 No Content
```

EXAMPLE 2 PUT to the data object URI to update four bytes within the value of the data object:

```
PUT /MyContainer/MyDataObject.txt HTTP/1.1
Host: cloud.example.com
Content-Range: bytes 21-24/37
Content-Type: text/plain
Content-Length: 4
```

that

The following shows the response.

```
HTTP/1.1 204 No Content
```

8.8 Delete a Data Object using CDMI Content Type

8.8.1 Synopsis

To delete an existing data object, the following request shall be performed:

```
DELETE <root URI>/<ContainerName>/<DataObjectName>
```

Where:

- <root URI> is the path to the CDMI cloud.
- <ContainerName> is zero or more intermediate containers.
- <DataObjectName> is the name of the data object to be deleted.

The object shall also be accessible at <root URI>/cdmi_objectid/<objectID>.

8.8.2 Capability

The following capability describes the supported operations that may be performed when deleting an existing data object:

- Support for the ability to delete an existing data object is indicated by the presence of the `cdmi_delete_dataobject` capability in the specified object.

8.8.3 Request Header

The HTTP request header for deleting a CDMI data object using CDMI content type is shown in [Table 28](#).

Table 28 - Request Header - Delete a CDMI Data Object using CDMI Content Type

Header	Type	Description	Requirement
X-CDMI-Specification-Version	Header String	A comma-separated list of versions supported by the client, e.g., "1.0.2, 1.5, 2.0"	Mandatory

8.8.4 Request Message Body

A request message body may be provided as per [RFC 2616](#).

8.8.5 Response Headers

Response headers may be provided as per [RFC 2616](#).

8.8.6 Response Message Body

A response message body may be provided as per [RFC 2616](#).

8.8.7 Response Status

Table 29 describes the HTTP status codes that occur when deleting a data object using CDMI content type.

Table 29 - HTTP Status Codes - Delete a CDMI Data Object using CDMI Content Type

HTTP Status	Description
204 No Content	The data object was successfully deleted.
400 Bad Request	The request contains invalid parameters or field names.
401 Unauthorized	The authentication credentials are missing or invalid.
403 Forbidden	The client lacks the proper authorization to perform this request.
404 Not Found	The resource was not found at the specified URI.
409 Conflict	The operation conflicts with a non-CDMI access protocol lock or may cause a state transition error on the server or the data object may not be deleted.

8.8.8 Example

EXAMPLE DELETE to the data object URI:

```
DELETE /MyContainer/MyDataObject.txt HTTP/1.1
Host: cloud.example.com
X-CDMI-Specification-Version: 1.0.2
```

The following shows the response.

```
HTTP/1.1 204 No Content
```

8.9 Delete a Data Object using a Non-CDMI Content Type

8.9.1 Synopsis

To delete an existing data object, the following request shall be performed:

```
DELETE <root URI>/<ContainerName>/<DataObjectName>
```

Where:

- <root URI> is the path to the CDMI cloud.
- <ContainerName> is zero or more intermediate containers.
- <DataObjectName> is the name of the data object to be deleted.

The object shall also be accessible at <root URI>/cdmi_objectid/<objectID>.

8.9.2 Capability

The following capability describes the supported operations that may be performed when deleting an existing data object:

- Support for the ability to delete an existing data object is indicated by the presence of the `cdmi_delete_dataobject` capability in the specified object.

8.9.3 Request Headers

Request headers may be provided as per [RFC 2616](#).

8.9.4 Request Message Body

A request message body may be provided as per [RFC 2616](#).

8.9.5 Response Headers

Response headers may be provided as per [RFC 2616](#).

8.9.6 Response Message Body

A response message body may be provided as per [RFC 2616](#).

8.9.7 Response Status

[Table 30](#) describes the HTTP status codes that occur when deleting a data object using a non-CDMI content type.

Table 30 - HTTP Status Codes - Delete a CDMI Data Object using a Non-CDMI Content Type

HTTP Status	Description
204 No Content	The data object was successfully deleted.
400 Bad Request	The request contains invalid parameters or field names.
401 Unauthorized	The authentication credentials are missing or invalid.
403 Forbidden	The client lacks the proper authorization to perform this request.
404 Not Found	The resource was not found at the specified URI.
409 Conflict	The operation conflicts with a non-CDMI access protocol lock or may cause a state transition error on the server or the data object may not be deleted.

8.9.8 Example

EXAMPLE DELETE to the data object URI:

```
DELETE /MyContainer/MyDataObject.txt HTTP/1.1
Host: cloud.example.com
```

The following shows the response.

```
HTTP/1.1 204 No Content
```

9 Container Object Resource Operations

9.1 Overview

Container objects are the fundamental grouping of stored data within CDMI™ and are analogous to directories within a file system. Each container object has zero or more child objects and a set of well-defined fields that include standardized and optional metadata. The metadata is generated by the cloud storage system and specified by the cloud user.

Containers are addressed in CDMI in two ways:

- by name (e.g., `http://cloud.example.com/container/`); and
- by object ID (e.g., `http://cloud.example.com/cdmi_objectid/0000706D0010B84FAD185C425D8B537E`).

Every container object has a single, globally-unique object ID that remains constant for the life of the object. Each container object may also have one or more URI addresses that allow the container object to be accessed. Following the URI conventions for hierarchical paths, container URIs shall consist of one or more container names that are separated by forward slashes ("/") and that end with a forward slash ("/").

If a request is performed against an existing container resource and the trailing slash at the end of the URI is omitted, the server shall respond with an HTTP status code of 301 Moved Permanently, and a Location header containing the URI with the trailing slash will be added.

If a CDMI request is performed to create a new container resource and the trailing slash at the end of the URI is omitted, the server shall respond with an HTTP status code of 400 Bad Request.

Non-CDMI requests to create a container resource shall include the trailing slash at the end of the URI; otherwise, the request shall be considered a request to create a data object.

Containers may also be nested.

EXAMPLE 1 The following URI represents a nested container:

```
http://cloud.example.com/container/subcontainer/
```

A nested container has a parent container object, shall be included in the children field of the parent container object, and shall inherit data system metadata and ACLs from its parent container.

This model allows direct mapping between CDMI-managed cloud storage and file systems (e.g., NFSv4 or WebDAV). If a CDMI container object is exported as a file system, then the file system may make the CDMI metadata accessible via file system-specific mechanisms. As files and directories are created by the file system, they become visible through the CDMI interface acting as a data path. The mapping between file system constructs and CDMI data objects, container objects, and metadata is outside the scope of this international standard.

Individual fields within a container object may be accessed by specifying the field name after a question mark "?" appended to the end of the container object URI.

EXAMPLE 2 The following URI returns just the children field in the response message body:

```
http://cloud.example.com/container/?children
```

By specifying a range after the children field name, specific ranges of the children field may be accessed.

EXAMPLE 3 The following URI returns the first three children from the children field:

```
http://cloud.example.com/container/?children:0-2
```


Children ranges are specified in a way that is similar to byte ranges as per Section 14.35.1 of [RFC 2616](#). A client can determine the number of children present by requesting the childrenrange field without requesting a range of children.

A list of fields, separated by a semicolon ";", may be specified, allowing multiple fields to be accessed in a single request.

EXAMPLE 4 The following URI would return the children and metadata fields in the response message body:

`http://cloud.example.com/container/?children;metadata`

When a client provides or includes deserialization fields that are not defined in this international standard, these fields shall be stored as part of the object.

9.1.1 Container Metadata

The following optional data system metadata may be provided (see [Table 31](#)).

Table 31 - Container Metadata

Metadata Name	Type	Description	Requirement
cdmi_assignedsize	JSON String	The number of bytes that is reported via exported protocols (e.g., the device may be thin provisioned). This number may limit cdmi_size.	Optional

Container metadata may also include arbitrary user-supplied metadata and data system metadata as described in [Clause 16](#).

9.1.2 Reserved Container Names

This international standard defines reserved container names that shall not be used when creating new containers. These container names are reserved for use by this international standard, and if an attempt is made to create or delete them, an HTTP 400 Bad Request result code shall be returned to the client.

The reserved container names include:

- cdmi_objectid,
- cdmi_domains,
- cdmi_capabilities,
- cdmi_snapshots, and
- cdmi_versions.

As additional names may be added in future versions of this international standard, server implementations shall prevent the creation of user-defined containers if the container name starts with "cdmi_".

9.1.3 Container Object Addressing

Each container object is addressed via one or more unique URIs, and all operations may be performed through any of these URIs. For example, a container object may be accessible via multiple virtual hosting paths, where `http://cloud.example.com/users/snias/cdmi/` is also accessible through `http://snia.example.com/cdmi/`. Conflicting writes via different paths shall be managed the same way that conflicting writes via one path are managed, via the principle of eventual consistency (see [9.2](#)).

9.1.4 Container Object Representations

The representations in this clause are shown using JSON notation. Both clients and servers shall support UTF-8 JSON representation. The request and response message body JSON fields may be specified or

returned in any order, with the exception that, if present, for container objects, the childrenrange and children fields shall appear last and in that order.

9.2 Create a Container Object using CDMI Content Type

9.2.1 Synopsis

To create a new container object, the following request shall be performed:

```
PUT <root URI>/<ContainerName>/<NewContainerName>/
```

Where:

- <root URI> is the path to the CDMI cloud.
- <ContainerName> is zero or more intermediate container objects that already exist, with one slash (i.e., "/") between each pair of container object names.
- <NewContainerName> is the name specified for the container object to be created.

After it is created, the container object shall also be accessible at <root URI>/cdmi_objectid/<objectID>/.

9.2.2 Delayed Completion of Create

In response to a create operation for a container object, the server may return 202 Accepted to indicate that the object is in the process of being created. This response is useful for long-running operations (e.g., deserializing a source data object to create a large container object hierarchy). Such a response has the following implications.

- The server shall return a Location header with a URI to the object to be created along with an HTTP status code of 202 Accepted.
- With 202 Accepted, the server implies that the following checks have passed:
 - user authorization for creating the container object;
 - user authorization for read access to any source object for move, copy, serialize, or deserialize; and
 - availability of space to create the container object or at least enough space to create a URI to report an error.
- A client might not be able to immediately access the created object, e.g., due to delays resulting from the implementation's use of eventual consistency.

The client performs GET operations to the URI to track the progress of the operation. In response, the server returns two fields in its response message body to indicate progress.

- A mandatory completionStatus text field contains either "Processing", "Complete", or an error string starting with the value "Error".
- An optional percentComplete field contains the percentage that the accepted PUT has completed (0 to 100). GET does not return any children for the container object when completionStatus is not "Complete".

When the final result of the create operation is an error, the URI is created with the completionStatus field set to the error message. It is the client's responsibility to delete the URI after the error has been noted.

9.2.3 Capabilities

The following capabilities describe the supported operations that may be performed when creating a new container object:

- Support for the ability to create a new container object is indicated by the presence of the cdmi_create_container capability in the parent container object.

- If the object being created in the parent container object is a reference, support for that ability is indicated by the presence of the `cdmi_create_reference` capability in the parent container object.
- If the new container object is a copy of an existing container object, support for the ability to copy is indicated by the presence of the `cdmi_copy_container` capability in the parent container object.
- If the new container object is the destination of a move, support for the ability to move the container object is indicated by the presence of the `cdmi_move_container` capability in the parent container object.
- If the new container object is the destination of a deserialize operation, support for the ability to deserialize the source data object serialization of a container object is indicated by the presence of the `cdmi_deserialize_container` capability in the parent container object.

9.2.4 Request Headers

The HTTP request headers for creating a CDMI container object using CDMI content type are shown in [Table 32](#).

Table 32 - Request Headers - Create a Container Object using CDMI Content Type

Header	Type	Description	Requirement
Accept	Header String	"application/cdmi-container" or a consistent value as per clause 5.13.2	Optional
Content-Type	Header String	"application/cdmi-container"	Mandatory
X-CDMI-Specification-Version	Header String	A comma-separated list of versions supported by the client, for example, "1.0.2, 1.5, 2.0"	Mandatory

9.2.5 Request Message Body

The request message body fields for creating a container object using CDMI content type are shown in [Table 33](#).

Table 33 - Request Message Body - Create a Container Object using CDMI Content Type (Sheet 1 of 2)

Field Name	Type	Description	Requirement
metadata	JSON Object	Metadata for the container object <ul style="list-style-type: none"> • If this field is included when deserializing, serializing, copying, or moving a container object, the value provided in this field shall replace the metadata from the source URI. • If this field is not included when deserializing, serializing, copying, or moving a container object, the metadata from the source URI shall be used. • If this field is included when creating a new container object by specifying a value, the value provided in this field shall be used as the metadata. • If this field is not included when creating a new container object by specifying a value, an empty JSON object (i.e., "{}") shall be assigned as the field value. • This field shall not be included when referencing a container object. 	Optional
^a Only one of these fields shall be specified in any given operation. Except for value, these fields shall not be stored. If more than one of these fields is supplied, the server shall respond with a 400 Bad Request error response.			

Table 33 - Request Message Body - Create a Container Object using CDMI Content Type (Sheet 2 of 2)

Field Name	Type	Description	Requirement
domainURI	JSON String	URI of the owning domain <ul style="list-style-type: none"> If different from the parent domain, the user shall have the cross_domain privilege (see cdmi_member_privileges in Table 64). If not specified, the parent domain shall be used. 	Optional
exports	JSON Object	A structure for each protocol enabled for this container object (see Clause 13). This field shall not be included when referencing a container object.	Optional
deserialize	JSON String	URI of a serialized CDMI data object that shall be deserialized to create the new container object, including all child objects inside the source serialized data object (see Clause 15). When deserializing a container object, any exported protocols from the original serialized container object are not applied to the newly created container object(s).	Optional ^a
copy	JSON String	URI of a CDMI container object that shall be copied into the new container object, including all child objects under the source container object. When copying a container object, exported protocols are not preserved across the copy.	Optional ^a
move	JSON String	URI of an existing local or remote CDMI container object (source URI) that shall be relocated, along with all child objects, to the URI specified in the PUT. The contents of the container object and all children, including the object ID, shall be preserved by a move, and the container object and all children of the source URI shall be removed after the objects at the destination have been successfully created. If there are insufficient permissions to read the objects at the source URI, write the objects at the destination URI, or delete the objects at the source URI, or if any of these operations fail, the move shall return a 400 Bad Request result code, and the source and destination are left unchanged.	Optional ^a
reference	JSON String	URI of a CDMI container object that shall be redirected to by a reference. If other fields are supplied when creating a reference, the server shall respond with an HTTP status code of 400 Bad Request.	Optional ^a
deserializevalue	JSON String	A container object serialized as specified in Clause 15 and encoded using base 64 encoding rules described in RFC 4648 . The object ID of the serialized container object shall match the object ID of the destination container object.	Optional ^a
^a Only one of these fields shall be specified in any given operation. Except for value, these fields shall not be stored. If more than one of these fields is supplied, the server shall respond with a 400 Bad Request error response.			

9.2.6 Response Headers

The HTTP response headers for creating a CDMI container object using CDMI content type are shown in [Table 34](#).

Table 34 - Response Headers - Create a Container Object using CDMI Content Type

Header	Type	Description	Requirement
Content-Type	Header String	"application/cdmi-container"	Mandatory
X-CDMI-Specification-Version	Header String	The server shall respond with the highest version supported by both the client and the server, e.g., "1.0.2". If the server does not support any of the versions supported by the client, the server shall return a 400 Bad Request status code.	Mandatory

9.2.7 Response Message Body

The response message body fields for creating a CDMI container object using CDMI content type are shown in [Table 35](#).

Table 35 - Response Message Body - Create a Container Object using CDMI Content Type (Sheet 1 of 2)

Field Name	Type	Description	Requirement
objectType	JSON String	"application/cdmi-container"	Mandatory
objectID	JSON String	Object ID of the object	Mandatory
objectName	JSON String	Name of the object	Mandatory
parentURI	JSON String	URI for the parent object Appending the objectName to the parentURI shall always produce a valid URI for the object.	Mandatory
parentID	JSON String	Object ID of the parent container object	Mandatory
domainURI	JSON String	URI of the owning domain	Mandatory
capabilitiesURI	JSON String	URI to the capabilities for the object	Mandatory
completionStatus	JSON String	A string indicating if the object is still in the process of being created, and after the operation is complete, if it was created successfully or an error occurred. The value shall be the string "Processing", the string "Complete", or an error string starting with the value "Error".	Mandatory
^a Returned only if present.			

Table 35 - Response Message Body - Create a Container Object using CDMI Content Type (Sheet 2 of 2)

Field Name	Type	Description	Requirement
percentComplete	JSON String	<ul style="list-style-type: none"> When the value of completionStatus is "Processing", this field, if provided, shall indicate the percentage of completion as a numeric integer value from 0 through 100. When the value of completionStatus is "Complete", this field, if provided, shall contain the value "100". When the value of completionStatus is "Error", this field, if provided, may contain any integer value from 0 through 100. 	Optional
metadata	JSON Object	Metadata for the container object. This field includes any user and data system metadata specified in the request message body metadata field, along with storage system metadata generated by the cloud storage system. See Clause 16 for a further description of metadata.	Mandatory
exports	JSON Object	A structure for each protocol that is enabled for this container object. See Clause 13 .	Optional ^a
snapshots	JSON Array	URI(s) of the snapshot container objects. See Clause 14 .	Optional ^a
childrenrange	JSON String	The children of the container expressed as a range. If a range of children is requested, this field indicates the children returned as a range.	Mandatory
children	JSON Array	Names of the children objects in the container object. Child container objects end with "/".	Mandatory
^a Returned only if present.			

9.2.8 Response Status

[Table 36](#) describes the HTTP status codes that occur when creating a container object using CDMI content type.

Table 36 - HTTP Status Codes - Create a CDMI Container Object using CDMI Content Type

HTTP Status	Description
201 Created	The new container object was created.
202 Accepted	The container object is in the process of being created. The CDMI client should monitor the completionStatus and percentComplete fields to determine the current status of the operation.
400 Bad Request	The request contains invalid parameters or field names.
401 Unauthorized	The authentication credentials are missing or invalid.
403 Forbidden	The client lacks the proper authorization to perform this request.
404 Not Found	The resource was not found at the specified URI.
409 Conflict	The container object name already exists.

9.2.9 Example

EXAMPLE PUT to the URI the container object name and metadata:

```
PUT /MyContainer/HTTP/1.1
Host: cloud.example.com
Accept: application/cdmi-container
Content-Type: application/cdmi-container
X-CDMI-Specification-Version: 1.0.2

{
  "metadata" : {
  },
  "exports" : {
    "OCCE/iSCSI" : {
      "identifier": "00007E7F00104BE66AB53A9572F9F51E",
      "permissions": [
        "http://example.com/compute/0/",
        "http://example.com/compute/1/"
      ]
    },
    "Network/NFSv4" : {
      "identifier" : "/users",
      "permissions" : "domain"
    }
  }
}
```

The following shows the response.

```
HTTP/1.1 201 Created
Content-Type: application/cdmi-container
X-CDMI-Specification-Version: 1.0.2

{
  "objectType" : "application/cdmi-container",
  "objectID" : "0000706D0010B84FAD185C425D8B537E",
  "objectName" : "MyContainer/",
  "parentURI" : "/",
  "parentID" : "00007E7F0010128E42D87EE34F5A6560",
  "domainURI" : "/cdmi_domains/MyDomain/",
  "capabilitiesURI" : "/cdmi_capabilities/container/",
  "completionStatus" : "Complete",
  "metadata" : {
  },
  "exports" : {
    "OCCE/iSCSI" : {
      "identifier" : "0000706D0010B84FAD185C425D8B537E",
      "permissions" : "00007E7F00104EB781F900791C70106C"
    },
    "Network/NFSv4" : {
      "identifier" : "/users",
      "permissions" : "domain"
    }
  },
  "childrenrange" : "",
  "children" : [
  ]
}
```

9.3 Create a Container Object using a Non-CDMI Content Type

9.3.1 Synopsis

To create a new container object, the following request shall be performed:

```
PUT <root URI>/<ContainerName>/<NewContainerName>/
```

Where:

- <root URI> is the path to the CDMI cloud.
- <ContainerName> is zero or more intermediate container objects that already exist, with one slash (i.e., "/") between each pair of container object names.
- <NewContainerName> is the name specified for the container object to be created.

After it is created, the container object shall also be accessible at <root URI>/cdmi_objectid/<objectID>/.

The presence of a trailing slash at the end of the HTTP PUT URI indicates that a container object is being created and distinguishes it from a request to create a data object.

9.3.2 Capability

The following capability describes the supported operations that may be performed when creating a new container object:

- Support for the ability to create a new container object is indicated by the presence of the `cdmi_create_container` capability in the parent container object.

9.3.3 Request Headers

Request headers may be provided as per [RFC 2616](#).

9.3.4 Request Message Body

A request message body shall not be provided.

9.3.5 Response Headers

Response headers may be provided as per [RFC 2616](#).

9.3.6 Response Message Body

A response message body may be provided as per [RFC 2616](#).

9.3.7 Response Status

Table 37 describes the HTTP status codes that occur when creating a container object using a non-CDMI content type.

Table 37 - HTTP Status Codes - Create a Container Object using a Non-CDMI Content Type

HTTP Status	Description
201 Created	The new container object was created.
400 Bad Request	The request contains invalid parameters or field names.
401 Unauthorized	The authentication credentials are missing or invalid.
403 Forbidden	The client lacks the proper authorization to perform this request.
409 Conflict	The container object name already exists.

9.3.8 Example

EXAMPLE PUT to the URI the container object name:

```
PUT /MyContainer/ HTTP/1.1
Host: cloud.example.com
```

The following shows the response.

```
HTTP/1.1 201 Created
```

9.4 Read a Container Object using CDMI Content Type

9.4.1 Synopsis

To read all fields from an existing container object, the following request shall be performed:

```
GET <root URI>/<ContainerName>/<TheContainerName>/
```

To read one or more requested fields from an existing container object, one of the following requests shall be performed:

```
GET <root URI>/<ContainerName>/<TheContainerName>/?<fieldname>;<fieldname>;...
GET <root URI>/<ContainerName>/<TheContainerName>/?children:<range>;...
GET <root URI>/<ContainerName>/<TheContainerName>/?metadata:<prefix>;...
```

Where:

- <root URI> is the path to the CDMI cloud.
- <ContainerName> is zero or more intermediate container objects.
- <TheContainerName> is the name specified for the container object to be read from.
- <fieldname> is the name of a field.
- <range> is a numeric range within the list of children.
- <prefix> is a matching prefix that returns all metadata items that start with the prefix value.

The container object shall also be accessible at <root URI>/cdmi_objectid/<objectID>/.

9.4.2 Capabilities

The following capabilities describe the supported operations that may be performed when reading an existing container object:

- Support for the ability to read the metadata of an existing container object is indicated by the presence of the `cdmi_read_metadata` capability in the specified container object.
- Support for the ability to list the children of an existing container object is indicated by the presence of the `cdmi_list_children` capability in the specified container object.
- Support for the ability to list ranges of the children of an existing container object is indicated by the presence of the `cdmi_list_children_range` capability in the specified container object.

9.4.3 Request Headers

The HTTP request headers for reading a CDMI container object using CDMI content type are shown in [Table 38](#).

Table 38 - Request Headers - Read a Container Object using CDMI Content Type

Header	Type	Description	Requirement
Accept	Header String	"application/cdmi-container" or a consistent value as per clause 5.13.2	Optional
X-CDMI-Specification-Version	Header String	A comma-separated list of versions supported by the client, e.g., "1.0.2, 1.5, 2.0"	Mandatory

9.4.4 Request Message Body

A request message body shall not be provided.

9.4.5 Response Headers

The HTTP response headers for reading a CDMI container object using CDMI content type are shown in [Table 39](#).

Table 39 - Response Headers - Read a Container Object using CDMI Content Type

Header	Type	Description	Requirement
X-CDMI-Specification-Version	Header String	The server shall respond with the highest version supported by both the client and the server, e.g., "1.0.2". If the server does not support any of the versions supported by the client, the server shall return a 400 Bad Request status code.	Mandatory
Content-Type	Header String	"application/cdmi-container"	Mandatory
Location	Header String	The server shall respond with the URI that the reference redirects to if the object is a reference.	Conditional

9.4.6 Response Message Body

The response message body fields for reading a CDMI container object using CDMI content type are shown in [Table 40](#).

Table 40 - Response Message Body - Read a Container Object using CDMI Content Type (Sheet 1 of 2)

Field Name	Type	Description	Requirement
objectType	JSON String	"application/cdmi-container"	Mandatory
objectID	JSON String	Object ID of the object	Mandatory
objectName	JSON String	Name of the object <ul style="list-style-type: none"> For objects in a container, the objectName field shall be returned. For objects not in a container (objects that are only accessible by ID), the objectName field does not exist and shall not be returned. 	Conditional
parentURI	JSON String	URI for the parent object <ul style="list-style-type: none"> For objects in a container, the parentURI field shall be returned. For objects not in a container (objects that are only accessible by ID), the parentURI field does not exist and shall not be returned. Appending the objectName to the parentURI shall always produce a valid URI for the object.	Conditional
parentID	JSON String	Object ID of the parent container object <ul style="list-style-type: none"> For objects in a container, the parentID field shall be returned. For objects not in a container (objects that are only accessible by ID), the parentID field does not exist and shall not be returned. 	Conditional
domainURI	JSON String	URI of the owning domain	Mandatory
capabilitiesURI	JSON String	URI to the capabilities for the object	Mandatory
completionStatus	JSON String	A string indicating if the object is still in the process of being created, and after the operation is complete, if it was created successfully or an error occurred. The value shall be the string "Processing", the string "Complete", or an error string starting with the value "Error".	Mandatory
percentComplete	JSON String	<ul style="list-style-type: none"> When the value of completionStatus is "Processing", this field, if provided, shall indicate the percentage of completion as a numeric integer value from 0 through 100. When the value of completionStatus is "Complete", this field, if provided, shall contain the value "100". When the value of completionStatus is "Error", this field, if provided, may contain any integer value from 0 through 100. 	Optional
^a Returned only if present.			

Table 40 - Response Message Body - Read a Container Object using CDMI Content Type (Sheet 2 of 2)

Field Name	Type	Description	Requirement
metadata	JSON Object	Metadata for the container object. This field includes any user and data system metadata specified in the request message body metadata field, along with storage system metadata generated by the cloud storage system. See Clause 16 for a further description of metadata.	Mandatory
exports	JSON Object	A structure for each protocol that is enabled for this container object (see Clause 13)	Optional ^a
snapshots	JSON Array	URIs of the snapshot container objects	Optional ^a
childrenrange	JSON String	The children of the container expressed as a range. If a range of children is requested, this field indicates the children returned as a range.	Mandatory
children	JSON Array	Names of the children objects in the container object. All children names shall have reserved characters escaped according to RFC 3986 , e.g., the "%" character in a name would be replaced with "%25". <ul style="list-style-type: none"> Children that are container objects shall have "/" appended to the child name. Children that are references shall have "?" appended to the child name. 	Mandatory
^a Returned only if present.			

If individual fields are specified in the GET request, only these fields are returned in the result body. Optional fields that are requested but do not exist are omitted from the result body.

9.4.7 Response Status

[Table 41](#) describes the HTTP status codes that occur when reading a container object using CDMI content type.

Table 41 - HTTP Status Codes - Read a Container Object using CDMI Content Type

HTTP Status	Description
200 OK	The metadata for the container object is provided in the message body.
302 Found	The URI is a reference to another URI.
400 Bad Request	The request contains invalid parameters or field names.
401 Unauthorized	The authentication credentials are missing or invalid.
403 Forbidden	The client lacks the proper authorization to perform this request.
404 Not Found	The resource was not found at the specified URI.
406 Not Acceptable	The server is unable to provide the object in the content type specified in the Accept header.

9.4.8 Examples

EXAMPLE 1 GET to the container object URI to read all the fields of the container object:

```
GET /MyContainer/HTTP/1.1
Host: cloud.example.com
Accept: application/cdmi-container
X-CDMI-Specification-Version: 1.0.2
```

The following shows the response.

```
HTTP/1.1 200 OK
Content-Type: application/cdmi-container
X-CDMI-Specification-Version: 1.0.2

{
  "objectType" : "application/cdmi-container",
  "objectID" : "0000706D0010B84FAD185C425D8B537E",
  "objectName" : "MyContainer/",
  "parentURI" : "/",
  "parentID" : "00007E7F0010128E42D87EE34F5A6560",
  "domainURI" : "/cdmi_domains/MyDomain/",
  "capabilitiesURI" : "/cdmi_capabilities/container/",
  "completionStatus" : "Complete",
  "metadata" : {
  },
  "exports" : {
    "OCCI/iSCSI" : {
      "identifier" : "00007E7F00104BE66AB53A9572F9F51E",
      "permissions" : [
        "http://example.com/compute/0/",
        "http://example.com/compute/1/"
      ]
    },
    "Network/NFSv4" : {
      "identifier" : "/users",
      "permissions" : "domain"
    },
    "childrenrange" : "0-4",
    "children" : [
      "red",
      "green",
      "yellow",
      "orange/",
      "purple/"
    ]
  }
}
```

EXAMPLE 2 GET to the container object URI to read parentURI and children of the container object:

```
GET /MyContainer/?parentURI;children HTTP/1.1
Host: cloud.example.com
Accept: application/cdmi-container
X-CDMI-Specification-Version: 1.0.2
```

The following shows the response.

```
HTTP/1.1 200 OK
Content-Type: application/cdmi-container
X-CDMI-Specification-Version: 1.0.2
```

```
{
  "parentURI" : "/",
  "children" : [
    "red",
    "green",
    "yellow",
    "orange/",
    "purple/"
  ]
}
```

EXAMPLE 3 GET to the container object URI to read children 0..2 and childrenrange of the container object:

```
GET /MyContainer/?childrenrange;children:0-2 HTTP/1.1
Host: cloud.example.com
Accept: application/cdmi-container
X-CDMI-Specification-Version: 1.0.2
```

The following shows the response.

```
HTTP/1.1 200 OK
Content-Type: application/cdmi-container
X-CDMI-Specification-Version: 1.0.2
```

```
{
  "childrenrange" : "0-2",
  "children" : [
    "red",
    "green",
    "yellow"
  ]
}
```

9.5 Update a Container Object using CDMI Content Type

9.5.1 Synopsis

To update some or all fields in an existing container object, the following request shall be performed:

```
PUT <root URI>/<ContainerName>/<TheContainerName>/
```

To add, update, and remove specific metadata items of an existing container object, the following request shall be performed:

```
PUT <root URI>/<ContainerName>/<TheContainerName>/?metadata:<metadataname>;...
```

Where:

- <root URI> is the path to the CDMI cloud.
- <ContainerName> is zero or more intermediate container objects.
- <TheContainerName> is the name of the container object to be updated.

The container object shall also be accessible at <root URI>/cdmi_objectid/<objectID>/. An update shall not result in a change to the object ID.

9.5.2 Delayed Completion of Snapshot

If the creation of a snapshot (see [Clause 14](#)) is requested by including a snapshot field in the request message body, the server may return an HTTP status code of 202 Accepted. Such a response has the following implications:

- With 202 Accepted, the server implies that the following checks have passed:
 - user authorization for creating the snapshot,
 - user authorization for read access to the container object, and
 - availability of space to create the snapshot or at least enough space to create a URI to report an error.
- A client might not be able to immediately access the snapshot, e.g., due to delays resulting from the implementation's use of eventual consistency.

The client performs GET operations to the snapshot URI to track the progress of the operation. In particular, the server returns two fields in its response message body to indicate progress:

- A completionStatus text field contains either "Processing", "Complete", or an error string starting with the value "Error".
- An optional percentComplete field contains the percentage that the accepted PUT has completed (0 to 100). GET does not return any value for the object when completionStatus is not "Complete".

When the final result of the snapshot operation is an error, the snapshot URI is created with the completionStatus field set to the error message. It is the client's responsibility to delete the URI after the error has been noted.

9.5.3 Capabilities

The following capabilities describe the supported operations that may be performed when updating an existing container object:

- Support for the ability to modify the metadata of an existing container object is indicated by the presence of the cdmi_modify_metadata capability in the specified container object.
- Support for the ability to snapshot the contents of an existing container object is indicated by the presence of the cdmi_snapshot capability in the specified container object.
- Support for the ability to add an exported protocol to an existing container object is indicated by the presence of the cdmi_export_<protocol> capabilities for the specified container object.

9.5.4 Request Headers

The HTTP request headers for updating a CDMI container object using CDMI content type are shown in [Table 42](#).

Table 42 - Request Headers - Update a Container Object using CDMI Content Type

Header	Type	Description	Requirement
Content-Type	Header String	"application/cdmi-container"	Mandatory
X-CDMI-Specification-Version	Header String	A comma-separated list of versions supported by the client, e.g., "1.0.2, 1.5, 2.0"	Mandatory

9.5.5 Request Message Body

The request message body fields for updating a container object using CDMI content type are shown in [Table 43](#).

Table 43 - Request Message Body - Update a Container Object using CDMI Content Type (Sheet 1 of 2)

Field Name	Type	Description	Requirement
metadata	JSON Object	Metadata for the container object. If present, the new metadata specified replaces the existing object metadata. If individual metadata items are specified in the URI, only those items are replaced, with other items being preserved. See Clause 16 for a further description of metadata.	Optional
domainURI	JSON String	URI of the owning domain <ul style="list-style-type: none"> If different from the parent domain, the user shall have the cross_domain privilege (see cdmi_member_privileges in Table 64). If not specified, the parent domain shall be used. 	Optional
snapshot	JSON String	Name of the snapshot to be taken. This is not a URL, but rather the final component of the absolute URL where the snapshot will exist when the snapshot operation successfully completes. If a snapshot is added or changed, the PUT operation only returns after the snapshot is added to the snapshot list. After they are created, snapshots may be accessed as children container objects under the cdmi_snapshots child container object of the container object receiving a snapshot. When creating a snapshot with the same name as an existing snapshot, the new snapshot will replace the existing snapshot.	Optional
deserialize	JSON String	URI of a serialized CDMI container object that shall be deserialized to update an existing container object. The object ID of the serialized container object shall match the object ID of the destination container object. If the serialized container object does not contain children, the update is applied only to the container object, and any existing children are left as-is. If the serialized container object does contain children, then creates, updates, and deletes are recursively applied for each child, depending on the differences between the provided serialized state and the current state of the child.	Optional ^a
copy	JSON String	URI of a CDMI container object that shall be copied into the existing container object. Only the contents of the container object itself shall be copied, not any children of the container object.	Optional ^a
^a Only one of these fields shall be specified in any given operation. Except for value, these fields shall not be stored.			

Table 43 - Request Message Body - Update a Container Object using CDMI Content Type (Sheet 2 of 2)

Field Name	Type	Description	Requirement
deserializevalue	JSON Sting	<p>A container object serialized as specified in Clause 15 and encoded using base 64 encoding rules described in RFC 4648.</p> <p>The object ID of the serialized container object shall match the object ID of the destination container object. Otherwise, the server shall return an HTTP status code of 400 Bad Request.</p> <ul style="list-style-type: none"> • If the serialized container object does not contain children, the update is applied only to the container object, and any existing children are left as-is. • If the serialized container object does contain children, then creates, updates, and deletes are recursively applied for each child, depending on the differences between the provided serialized state and the current state of the children. 	Optional ^a
exports	JSON Object	A structure for each protocol that is enabled for this container object (see Clause 13). If an exported protocol is added or altered, the PUT operation only returns after the export operation has completed.	Optional

^aOnly one of these fields shall be specified in any given operation. Except for value, these fields shall not be stored.

9.5.6 Response Header

The HTTP response header for updating a CDMI container object using CDMI content type is shown in [Table 44](#).

Table 44 - Response Header - Update a Container Object using CDMI Content Type

Header	Type	Description	Requirement
Location	Header String	The server shall respond with the URI that the reference redirects to if the object is a reference.	Conditional

9.5.7 Response Message Body

A response message body may be provided as per [RFC 2616](#).

9.5.8 Response Status

[Table 45](#) describes the HTTP status codes that occur when updating a container object using CDMI content type.

Table 45 - HTTP Status Codes - Update a Container Object using CDMI Content Type (Sheet 1 of 2)

HTTP Status	Description
204 No Content	The operation was successful; no data was returned.
202 Accepted	The container or snapshot (subcontainer object) is in the process of being created. The CDMI client should monitor the completionStatus and percentComplete fields to determine the current status of the operation.
302 Found	The URI is a reference to another URI.
400 Bad Request	The request contains invalid parameters or field names.

Table 45 - HTTP Status Codes - Update a Container Object using CDMI Content Type (Sheet 2 of 2)

HTTP Status	Description
401 Unauthorized	The authentication credentials are missing or invalid.
403 Forbidden	The client lacks the proper authorization to perform this request.
404 Not Found	The resource was not found at the specified URI.
409 Conflict	The operation conflicts with a non-CDMI access protocol lock or may cause a state transition error on the server.

9.5.9 Examples

EXAMPLE 1 PUT to the container object URI to set new field values:

```
PUT /MyContainer/ HTTP/1.1
Host: cloud.example.com
Content-Type: application/cdm-container
X-CDMI-Specification-Version: 1.0.2

{
  "metadata" : {
  },
  "exports" : {
    "OCFI/iSCSI" : {
      "identifier" : "00007E7F00104BE66AB53A9572F9F51E",
      "permissions" : [
        "http://example.com/compute/0/",
        "http://example.com/compute/1/"
      ]
    },
    "Network/NFSv4" : {
      "identifier" : "/users",
      "permissions" : "domain"
    }
  }
}
```

The following shows the response.

```
HTTP/1.1 204 No Content
```

EXAMPLE 2 PUT to the container object URI to set a new exported protocol value:

```
PUT /MyContainer/?exports HTTP/1.1
Host: cloud.example.com
Content-Type: application/cdm-container
X-CDMI-Specification-Version: 1.0.2

{
  "exports" : {
    "OCFI/iSCSI" : {
      "identifier" : "0000706D0010B84FAD185C425D8B537E",
      "permissions" : "00007E7F00104EB781F900791C70106C"
    },
    "Network/NFSv4" : {
      "identifier" : "/users",
      "permissions" : "domain"
    }
  }
}
```

The following shows the response.

```
HTTP/1.1 204 No Content
```

9.6 Delete a Container Object using CDMI Content Type

9.6.1 Synopsis

To delete an existing container object, including all contained children and snapshots, the following request shall be performed:

```
DELETE <root URI>/<ContainerName>/<TheContainerName>/
```

Where:

- <root URI> is the path to the CDMI cloud.
- <ContainerName> is zero or more intermediate container objects.
- <TheContainerName> is the name of the container object to be deleted.

The object shall also be accessible at <root URI>/cdmi_objectid/<objectID>/.

9.6.2 Capability

The following capability describes the supported operations that may be performed when deleting an existing container object:

- Support for the ability to delete an existing data object is indicated by the presence of the `cdmi_delete_container` capability in the specified container object.

9.6.3 Request Header

The HTTP request header for deleting a CDMI container object using CDMI content type is shown in [Table 46](#).

Table 46 - Request Header - Delete a Container Object using CDMI Content Type

Header	Type	Description	Requirement
X-CDMI-Specification-Version	Header String	A comma-separated list of versions supported by the client, e.g., "1.0.2, 1.5, 2.0"	Mandatory

9.6.4 Request Message Body

A request message body may be provided as per [RFC 2616](#).

9.6.5 Response Headers

Response headers may be provided as per [RFC 2616](#).

9.6.6 Response Message Body

A response message body may be provided as per [RFC 2616](#).

9.6.7 Response Status

Table 47 describes the HTTP status codes that occur when deleting a container object using CDMI content type.

Table 47 - HTTP Status Codes - Delete a Container Object using CDMI Content Type

HTTP Status	Description
204 No Content	The container object was successfully deleted.
400 Bad Request	The request contains invalid parameters or field names.
401 Unauthorized	The authentication credentials are missing or invalid.
403 Forbidden	The client lacks the proper authorization to perform this request.
404 Not Found	The resource was not found at the specified URI.
409 Conflict	The container object may not be deleted.

9.6.8 Example

EXAMPLE DELETE to the container object URI:

```
DELETE /MyContainer/ HTTP/1.1
Host: cloud.example.com
X-CDMI-Specification-Version: 1.0.2
```

The following shows the response.

```
HTTP/1.1 204 No Content
```

9.7 Delete a Container Object using a Non-CDMI Content Type

9.7.1 Synopsis

To delete an existing container object, including all contained children and snapshots, the following request shall be performed:

```
DELETE <root URI>/<ContainerName>/<TheContainerName>/
```

Where:

- <root URI> is the path to the CDMI cloud.
- <ContainerName> is zero or more intermediate container objects.
- <TheContainerName> is the name of the container object to be deleted.

The object shall also be accessible at <root URI>/cdmi_objectid/<objectID>/.

9.7.2 Capability

The following capability describes the supported operations that may be performed when deleting an existing container object:

- Support for the ability to delete an existing data object is indicated by the presence of the `cdmi_delete_container` capability in the specified container object.

9.7.3 Request Headers

Request headers may be provided as per [RFC 2616](#).

9.7.4 Request Message Body

A request message body may be provided as per [RFC 2616](#).

9.7.5 Response Headers

Response headers may be provided as per [RFC 2616](#).

9.7.6 Response Message Body

A response message body may be provided as per [RFC 2616](#).

9.7.7 Response Status

[Table 48](#) describes the HTTP status codes that occur when deleting a container object using a non-CDMI content type.

Table 48 - HTTP Status Codes - Delete a Container Object using a Non-CDMI Content Type

HTTP Status	Description
204 No Content	The container object was successfully deleted.
400 Bad Request	The request contains invalid parameters or field names.
401 Unauthorized	The authentication credentials are missing or invalid.
403 Forbidden	The client lacks the proper authorization to perform this request.
404 Not Found	The resource was not found at the specified URI.
409 Conflict	The container object may not be deleted.

9.7.8 Example

EXAMPLE DELETE to the container object URI:

```
DELETE /MyContainer/ HTTP/1.1
Host: cloud.example.com
```

The following shows the response.

```
HTTP/1.1 204 No Content
```

9.8 Create (POST) a New Data Object using CDMI Content Type

9.8.1 Synopsis

To create a new data object in a specified container where the name of the data object is a server-assigned object identifier, the following request shall be performed:

```
POST <root URI>/<ContainerName>/
```

To create a new data object where the data object does not belong to a container and is only accessible by ID (see [5.8](#)), the following request shall be performed:

```
POST <root URI>/cdmi_objectid/
```

Where:

- <root URI> is the path to the CDMI cloud.
- <ContainerName> is zero or more intermediate container objects that already exist, with one slash (i.e., "/") between each pair of container object names.

If created in "/cdmi_objectid/", the data object shall be accessible at <root URI>/cdmi_objectid/<objectID>.

If created in a container, the data object shall be accessible as a child of the container with a server-assigned name, and shall also be accessible at <root URI>/cdmi_objectid/<objectID>.

9.8.2 Delayed Completion of Create

In response to a create operation for a data object, the server may return 202 Accepted to indicate that the object is in the process of being created. This response is useful for long-running operations (e.g., copying a large data object from a source URI). Such a response has the following implications.

- The server shall return a Location header with a URI to the object to be created along with an HTTP status code of 202 Accepted.
- With 202 Accepted, the server implies that the following checks have passed:
 - user authorization for creating the object;
 - user authorization for read access to any source object for move, copy, serialize, or deserialize; and
 - availability of space to create the object or at least enough space to create a URI to report an error.
- A client might not be able to immediately access the created object, e.g., due to delays resulting from the implementation's use of eventual consistency.

The client performs GET operations to the URI to track the progress of the operation. In response, the server returns two fields in its response message body to indicate progress.

- A mandatory completionStatus text field contains either "Processing", "Complete", or an error string starting with the value "Error".
- An optional percentComplete field contains the percentage that the Accepted POST has completed (0 to 100).

GET does not return any value for the object when completionStatus is not "Complete". When the final result of the create operation is an error, the URI is created with the completionStatus field set to the error message. It is the client's responsibility to delete the URI after the error has been noted.

9.8.3 Capabilities

The following capabilities describe the supported operations that may be performed when creating a new data object by ID in "/cdmi_objectid/":

- Support for the ability to create data objects through this operation is indicated by the presence of the cdmi_post_dataobject_by_ID system capability.
- If the object being created in "/cdmi_objectid/" is a reference, support for that ability is indicated by the presence of the cdmi_create_reference_by_ID system capability.
- If the new data object being created in "/cdmi_objectid/" is a copy of an existing data object, support for the ability to copy is indicated by the presence of the cdmi_copy_dataobject_by_ID system capability.
- If the new data object being created in "/cdmi_objectid/" is the destination of a move, support for the ability to move the data object to "/cdmi_objectid/" is indicated by the presence of the cdmi_object_move_to_ID system capability.

- If the new data object being created in "/cdmi_objectid/" is the destination of a deserialization operation, support for the ability to deserialize the data object is indicated by the presence of the `cdmi_deserialize_dataobject_by_ID` system capability.
- If the new data object being created in "/cdmi_objectid/" is the destination of a serialize operation, support for the ability to serialize the data object is indicated by the presence of the following system capabilities:
 - `cdmi_serialize_dataobject_to_ID`,
 - `cdmi_serialize_container_to_ID`,
 - `cdmi_serialize_domain_to_ID`, or
 - `cdmi_serialize_queue_to_ID`.

The following capabilities describe the supported operations that may be performed when creating a new data object by ID in a container:

- Support for the ability to create data objects through this operation is indicated by both the presence of the `cdmi_post_dataobject` and the presence of the `cdmi_create_dataobject` capability in the specified container object.
- If the object being created in the parent container object is a reference, support for that ability is indicated by the presence of the `cdmi_create_reference` capability in the parent container object.
- If the new data object is a copy of an existing data object, support for the ability to copy is indicated by the presence of the `cdmi_copy_dataobject` capability in the parent container object.
- If the new data object is the destination of a move, support for the ability to move the data object is indicated by the presence of the `cdmi_move_dataobject` capability in the parent container object.
- If the new data object is the destination of a deserialize operation, support for the ability to deserialize the the data object is indicated by the presence of the `cdmi_deserialize_dataobject` capability in the parent container object.
- If the new data object is the destination of a serialize operation, support for the ability to serialize the source data object is indicated by the presence of the `cdmi_serialize_dataobject`, "`cdmi_serialize_container`", "`cdmi_serialize_domain`", or "`cdmi_serialize_queue`" capabilities in the parent container object.

9.8.4 Request Headers

The HTTP request headers for creating a new CDMI data object using CDMI content type are shown in [Table 49](#).

Table 49 - Request Headers - Create a New Data Object using CDMI Content Type

Header	Type	Description	Requirement
Accept	Header String	"application/cdmi-object" or a consistent value as per clause 5.13.2	Optional
Content-Type	Header String	"application/cdmi-object"	Mandatory
X-CDMI-Specification-Version	Header String	A comma-separated list of versions supported by the client, e.g., "1.0.2, 1.5, 2.0"	Mandatory

9.8.5 Request Message Body

The request message body fields for creating a new data object using CDMI content type are shown in [Table 50](#).

Table 50 - Request Message Body - Create a New Data Object using CDMI Content Type (Sheet 1 of 2)

Field Name	Type	Description	Requirement
mimetype	JSON String	<p>MIME type of the data contained within the value field of the data object</p> <ul style="list-style-type: none"> This field may be included when creating by value, deserializing, serializing, copying, and moving a data object. This field shall be stored as part of the object. If this field is not specified, the value of "text/plain" shall be assigned as the field value. This field shall not be included when creating a reference. This mimetype value shall be converted to lower case before being stored. 	Optional
metadata	JSON Object	<p>Metadata for the data object</p> <ul style="list-style-type: none"> If this field is included when deserializing, serializing, copying, or moving a data object, the value provided in this field shall replace the metadata from the source URI. If this field is not included when deserializing, serializing, copying, or moving a data object, the metadata from the source URI shall be used. If this field is included when creating a new data object by specifying a value, the value provided in this field shall be used as the metadata. If this field is not included when creating a new data object by specifying a value, an empty JSON object (i.e., "{}") shall be assigned as the field value. This field shall not be included when referencing a data object. 	Optional
domainURI	JSON String	<p>URI of the owning domain</p> <ul style="list-style-type: none"> Any domain may be specified, and the <code>cross_domain</code> privilege is not required (see cdmi_member_privileges in Table 64). If not specified, the root domain <code>/cdmi_domains/</code> shall be used. 	Optional
deserialize	JSON String	URI of a serialized CDMI data object that shall be deserialized to create the new data object	Optional ^a
serialize	JSON String	URI of a CDMI object that shall be serialized into the new data object	Optional ^a
copy	JSON String	URI of a CDMI data object or queue that shall be copied into the new data object	Optional ^a
<p>^aOnly one of these fields shall be specified in any given operation. Except for value, these fields shall not be stored. If more than one of these fields is supplied, the server shall respond with a 400 Bad Request error response.</p>			

Table 50 - Request Message Body - Create a New Data Object using CDMI Content Type (Sheet 2 of 2)

Field Name	Type	Description	Requirement
move	JSON String	URI of a CDMI data object or queue object value that shall be copied into the new data object. The data object or queue object value at the source URI shall be removed upon the successful completion of the copy.	Optional ^a
reference	JSON String	URI of a CDMI data object that shall be redirected to by a reference. If other fields are supplied when creating a reference, the server shall respond with an HTTP status code of 400 Bad Request.	Optional ^a
deserializevalue	JSON String	A data object serialized as specified in Clause 15 and encoded using base 64 encoding rules described in RFC 4648 .	Optional ^a
valuetransferencoding	JSON Array of JSON Strings	<p>The value transfer encoding used for the container object value. Two value transfer encodings are defined:</p> <ul style="list-style-type: none"> "utf-8" indicates that the data object contains a valid UTF-8 string, and it shall be transported as a UTF-8 string in the value field. "base64" indicates that the data object may contain arbitrary binary sequences, and it shall be transported as a base 64-encoded string in the value field. Setting the contents of the data object value field to any value other than a valid base 64 string shall result in 400 Bad Request error being returned to the client. <p>This field shall only be included when updating a data object by value. If this field is not specified, the existing value of valuetransferencoding shall be left unchanged.</p> <p>This field shall be stored as part of the object.</p>	Optional
value	JSON String	<p>JSON-encoded data</p> <ul style="list-style-type: none"> If this field is not included, an empty JSON String (i.e., "") shall be assigned as the field value. If the valuetransferencoding field indicates UTF-8 encoding, the value shall be a UTF-8 string escaped using the JSON escaping rules described in RFC 4627. If the valuetransferencoding field indicates base 64 encoding, the value shall be first encoded using the base 64 encoding rules described in RFC 4648. 	Optional ^a
<p>^aOnly one of these fields shall be specified in any given operation. Except for value, these fields shall not be stored. If more than one of these fields is supplied, the server shall respond with a 400 Bad Request error response.</p>			

9.8.6 Response Headers

The HTTP response headers for creating a new CDMI data object using CDMI content type are shown in [Table 51](#).

Table 51 - Response Headers - Create a New Data Object using CDMI Content Type

Header	Type	Description	Requirement
Content-Type	Header String	"application/cdmi-object"	Mandatory
X-CDMI-Specification-Version	Header String	The server shall respond with the highest version supported by both the client and the server, e.g., "1.0.2". If the server does not support any of the versions supported by the client, the server shall return a 400 Bad Request status code.	Mandatory
Location	Header String	The unique URI for the new data object as assigned by the system. In the absence of file name information from the client the system shall assign the URI in the form: <root URI>/<ContainerName>/<ObjectID>.	Mandatory

9.8.7 Response Message Body

The response message body fields for creating a new CDMI data object using CDMI content type are shown in [Table 52](#).

Table 52 - Response Message Body - Create a New Data Object using CDMI Content Type (Sheet 1 of 2)

Field Name	Type	Description	Requirement
objectType	JSON String	"application/cdmi-object"	Mandatory
objectID	JSON String	Object ID of the object	Mandatory
objectName	JSON String	Name of the object <ul style="list-style-type: none"> For objects in a container, the objectName field shall be returned. For objects not in a container (objects that are only accessible by ID), the objectName field does not exist and shall not be returned. 	Conditional
parentURI	JSON String	URI for the parent object <ul style="list-style-type: none"> For objects in a container, the parentURI field shall be returned. For objects not in a container (objects that are only accessible by ID), the parentURI field does not exist and shall not be returned. Appending the objectName to the parentURI shall always produce a valid URI for the object.	Conditional
parentID	JSON String	Object ID of the parent container object <ul style="list-style-type: none"> For objects in a container, the parentID field shall be returned. For objects not in a container (objects that are only accessible by ID), the parentID field does not exist and shall not be returned. 	Conditional

Table 52 - Response Message Body - Create a New Data Object using CDMI Content Type (Sheet 2 of 2)

Field Name	Type	Description	Requirement
domainURI	JSON String	URI of the owning domain	Mandatory
capabilitiesURI	JSON String	URI to the capabilities for the object	Mandatory
completionStatus	JSON String	A string indicating if the object is still in the process of being created, and after the operation is complete, if it was created successfully or an error occurred The value shall be the string "Processing", the string "Complete", or an error string starting with the value "Error".	Mandatory
percentComplete	JSON String	<ul style="list-style-type: none"> When the value of completionStatus is "Processing", this field, if provided, shall indicate the percentage of completion as a numeric integer value from 0 through 100. When the value of completionStatus is "Complete", this field, if provided, shall contain the value "100". When the value of completionStatus is "Error", this field, if provided, may contain any integer value from 0 through 100. 	Optional
mimetype	JSON String	MIME type of the value of the data object	Mandatory
metadata	JSON Object	Metadata for the data object. This field includes any user and data system metadata specified in the request message body metadata field, along with storage system metadata generated by the cloud storage system. See Clause 16 for a further description of metadata.	Mandatory

9.8.8 Response Status

[Table 53](#) describes the HTTP status codes that occur when creating a new data object using CDMI content type.

Table 53 - HTTP Status Codes - Create a New Data Object using CDMI Content Type

HTTP Status	Description
201 Created	The new data object was created.
202 Accepted	The data object is in the process of being created. The CDMI client should monitor the completionStatus and percentComplete fields to determine the current status of the operation.
400 Bad Request	The request contains invalid parameters or field names.
401 Unauthorized	The authentication credentials are missing or invalid.
403 Forbidden	The client lacks the proper authorization to perform this request.
404 Not Found	The resource was not found at the specified URI.
409 Conflict	The operation conflicts with a non-CDMI access protocol lock or may cause a state transition error on the server.

9.8.9 Examples

EXAMPLE 1 POST to the container object URI the data object contents:

```
POST /MyContainer/ HTTP/1.1
Host: cloud.example.com
Accept: application/cdmi-object
Content-Type: application/cdmi-object
X-CDMI-Specification-Version: 1.0.2

{
  "mimetype" : "text/plain",
  "metadata" : {
  },
  "value" : "This is the Value of this Data Object"
}
```

The following shows the response.

```
HTTP/1.1 201 Created
Content-Type: application/cdmi-object
X-CDMI-Specification-Version: 1.0.2
Location: http://cloud.example.com/MyContainer/0000706D0010B84FAD185C425D8B537E

{
  "objectType" : "application/cdmi-object",
  "objectID" : "0000706D0010B84FAD185C425D8B537E",
  "objectName" : "0000706D0010B84FAD185C425D8B537E",
  "parentURI" : "/MyContainer/",
  "parentID" : "0000706D0010B84FAD185C425D8B537E",
  "domainURI" : "/cdmi_domains/MyDomain/",
  "capabilitiesURI" : "/cdmi_capabilities/dataobject/",
  "completionStatus" : "Complete",
  "mimetype" : "text/plain",
  "metadata" : {
  }
}
```

EXAMPLE 2 POST to the object ID URI the data object contents:

```
POST /cdmi_objectid/ HTTP/1.1
Host: cloud.example.com
Accept: application/cdmi-object
Content-Type: application/cdmi-object
X-CDMI-Specification-Version: 1.0.2

{
  "mimetype": "text/plain",
  "domainURI": "/cdmi_domains/MyDomain/",
  "value": "This is the Value of this Data Object"
}
```

The following shows the response.

```
HTTP/1.1 201 Created
Location: http://cloud.example.com/cdmi_objectid/0000706D0010B84FAD185C425D8B537E
Content-Type: application/cdmi-object
X-CDMI-Specification-Version: 1.0.2

{
  "objectType": "application/cdmi-object",
  "objectID": "0000706D0010B84FAD185C425D8B537E",
  "domainURI": "/cdmi_domains/MyDomain/",
  "capabilitiesURI": "/cdmi_capabilities/dataobject/",
  "completionStatus": "Complete",
  "mimetype": "text/plain",
  "metadata": {
  }
```

```

"cdmi_acl": [
  {
    "acetype": "ALLOW",
    "identifier": "OWNER@",
    "aceflags": "NO_FLAGS",
    "acemask": "ALL_PERMS"
  }
]
}

```

9.9 Create (POST) a New Data Object using a Non-CDMI Content Type

9.9.1 Synopsis

To create a new data object in a specified container where the name of the data object is a server-assigned object identifier, the following request shall be performed:

```
POST <root URI>/<ContainerName>/
```

Where:

- <root URI> is the path to the CDMI cloud.
- <ContainerName> is zero or more intermediate container objects that already exist, with one slash (i.e., "/") between each pair of container object names.

The data object shall be accessible as a child of the container with a server-assigned name and shall also be accessible at <root URI>/cdmi_objectid/<objectID>.

9.9.2 Capability

The following capability describes the supported operations that may be performed when creating a new data object:

- Support for the ability to create data objects through this operation is indicated by both the presence of the "cdmi_post_dataobject" and the presence of the "cdmi_create_dataobject" capability in the specified container object.

9.9.3 Request Header

The HTTP request header for creating a new CDMI data object using a non-CDMI content type is shown in [Table 54](#).

Table 54 - Request Header - Create a New Data Object using a Non-CDMI Content Type

Header	Type	Description	Requirement
Content-Type	Header String	The content type of the data to be stored as a data object. The value specified here shall be converted to lower case and stored in the mimetype field of the CDMI data object. If the content type includes the charset parameter as defined in RFC 2246 of "utf-8" (e.g., ";charset=utf-8"), the valuetransferencoding field of the CDMI data object shall be set to "utf-8". Otherwise, the valuetransferencoding field of the CDMI data object shall be set to "base64".	Mandatory

9.9.4 Request Message Body

The message body shall contain the contents (value) of the data object to be created.

9.9.5 Response Header

The HTTP response header for creating a new CDMI data object using a non-CDMI content type is shown in [Table 55](#).

Table 55 - Response Header - Create a New Data Object using a Non-CDMI Content Type

Header	Type	Description	Requirement
Location	Header String	The unique URI for the new data object as assigned by the system. In the absence of file name information from the client the system shall assign the URI in the form: <root URI>/<ContainerName>/<ObjectID>.	Mandatory

9.9.6 Response Message Body

A response message body may be provided as per [RFC 2616](#).

9.9.7 Response Status

[Table 56](#) describes the HTTP status codes that occur when creating a new data object using a non-CDMI content type.

Table 56 - HTTP Status Codes - Create a New Data Object using a Non-CDMI Content Type

HTTP Status	Description
201 Created	The new data object was created.
400 Bad Request	The request contains invalid parameters or field names.
401 Unauthorized	The authentication credentials are missing or invalid.
403 Forbidden	The client lacks the proper authorization to perform this request.
404 Not Found	The resource was not found at the specified URI.

9.9.8 Examples

EXAMPLE 1 POST to the container object URI the data object contents:

```
POST /MyContainer/ HTTP/1.1
Host: cloud.example.com
Content-Type: text/plain;charset=utf-8

<object contents>
```

The following shows the response.

```
HTTP/1.1 201 Created
Location: http://cloud.example.com/MyContainer/0000706D0010B84FAD185C425D8B537E
```

EXAMPLE 2 POST to the object ID URI the data object contents:

```
POST /cdmi_objectid/ HTTP/1.1
Host: cloud.example.com
Content-Type: text/plain;charset=utf-8

<object contents>
```

The following shows the response.

```
HTTP/1.1 201 Created
Location: http://cloud.example.com/cdmi_objectid/0000706D0010B84FAD185C425D8B537E
```

9.10 Create (POST) a New Queue Object using CDMI Content Type

9.10.1 Synopsis

To create a new queue object (see [Clause 11](#)) in a specified container where the name of the queue object is a server-assigned object identifier, the following request shall be performed:

```
POST <root URI>/<ContainerName>/
```

To create a new queue object where the queue object does not belong to a container and is only accessible by ID (see [5.8](#)), the following request shall be performed:

```
POST <root URI>/cdmi_objectid/
```

Where:

- <root URI> is the path to the CDMI cloud.
- <ContainerName> is zero or more intermediate container objects that already exist, with one slash (i.e., "/") between each pair of container object names.

If created in "/cdmi_objectid/", the queue object shall be accessible at <root URI>/cdmi_objectid/<objectID>.

If created in a container, the queue object shall be accessible as a child of the container with a server-assigned name, and shall also be accessible at <root URI>/cdmi_objectid/<objectID>.

9.10.2 Delayed Completion of Create

On a create operation for a queue object, the server may return a response of 202 Accepted. In this case, the object is in the process of being created. This response is particularly useful for long-running operations, for instance, copying a large number of queue items from a source URI. Such a response has the following implications:

- The server shall return a Location header with a URI to the object to be created along with an HTTP status code of 202 Accepted.
- With 202 Accepted, the server implies that the following checks have passed:
 - user authorization for creating the object;
 - user authorization for read access to any source object for move, copy, serialize, or deserialize; and
 - availability of space to create the object or at least enough space to create a URI to report an error.
- A client might not be able to immediately access the created object, e.g., due to delays resulting from the implementation's use of eventual consistency.

The client performs GET operations to the URI to track the progress of the operation. In response, the server returns two fields in its response message body to indicate progress.

- A mandatory completionStatus text field contains either "Processing", "Complete", or an error string starting with the value "Error".
- An optional percentComplete field contains the percentage that the accepted POST has completed (0 to 100).

GET does not return any value for the object when completionStatus is not "Complete". When the final result of the create operation is an error, the URI is created with the completionStatus field set to the error message. It is the client's responsibility to delete the URI after the error has been noted.

9.10.3 Capabilities

The following capabilities describe the supported operations that may be performed when creating a new queue object by ID in "/cdmi_objectid/":

- Support for the ability to create queue objects through this operation is indicated by the presence of the cdmi_post_queue_by_ID" system capability.
- If the object being created in "/cdmi_objectid/" is a reference, support for that ability is indicated by the presence of the cdmi_create_reference_by_ID" system capability.
- If the new queue object being created in "/cdmi_objectid/" is a copy of an existing queue object, support for the ability to copy is indicated by the presence of the cdmi_copy_queue_by_ID" system capability.
- If the new queue object being created in "/cdmi_objectid/" is the destination of a move, support for the ability to move the data object to "/cdmi_objectid/" is indicated by the presence of the cdmi_object_move_to_ID" system capability.
- If the new queue object being created in "/cdmi_objectid/" is the destination of a deserialization operation, support for the ability to deserialize the data object is indicated by the presence of the cdmi_deserialize_queue_by_ID" system capability.

The following capabilities describe the supported operations that may be performed when creating a new queue object by ID in a container:

- Support for the ability to create queue objects through this operation is indicated by both the presence of the cdmi_post_queue" and the presence of the cdmi_create_queue capability in the specified container object.
- If the object being created in the parent container object is a reference, support for that ability is indicated by the presence of the cdmi_create_reference capability in the parent container object.
- If the new queue object is a copy of an existing queue object, support for the ability to copy is indicated by the presence of the cdmi_copy_queue capability in the parent container object.
- If the new queue object is the destination of a move, support for the ability to move the queue object is indicated by the presence of the cdmi_move_queue capability in the parent container object.
- If the new queue object is the destination of a deserialize operation, support for the ability to deserialize the the queue object is indicated by the presence of the cdmi_deserialize_queue capability in the parent container object.

9.10.4 Request Headers

The HTTP request headers for creating a new CDMI queue object using CDMI content type are shown in [Table 57](#).

Table 57 - Request Headers - Create a New Queue Object using CDMI Content Type

Header	Type	Description	Requirement
Accept	Header String	"application/cdmi-queue" or a consistent value as per clause 5.13.2	Optional
Content-Type	Header String	"application/cdmi-queue"	Mandatory
X-CDMI-Specification-Version	Header String	A comma-separated list of versions supported by the client, e.g., "1.0.2, 1.5, 2.0"	Mandatory

9.10.5 Request Message Body

The request message body fields for creating a new queue object using CDMI content type are shown in [Table 58](#).

Table 58 - Request Message Body - Create a New Queue Object using CDMI Content Type

Field Name	Type	Description	Requirement
metadata	JSON Object	Metadata for the queue object <ul style="list-style-type: none"> If this field is included when deserializing, serializing, copying, or moving a queue object, the value provided in this field shall replace the metadata from the source URI. If this field is not included when deserializing, serializing, copying, or moving a queue object, the metadata from the source URI shall be used. If this field is included when creating a new queue object by specifying a value, the value provided in this field shall be used as the metadata. If this field is not included when creating a new queue object by specifying a value, an empty JSON object (i.e., "{}") will be assigned as the field value. This field shall not be included when referencing a queue object. 	Optional
domainURI	JSON String	URI of the owning domain <ul style="list-style-type: none"> Any domain may be specified, and the cross_domain privilege is not required (see cdmi_member_privileges in Table 64). If not specified, the root domain "/cdmi_domains/" shall be used. 	Optional
deserialize	JSON String	URI of a serialized CDMI data object that will be deserialized to create the new queue object	Optional ^a
copy	JSON String	URI of a CDMI queue object that will be copied into the new queue object	Optional ^a
move	JSON String	URI of a CDMI queue object that will be copied into the new queue object. When the copy is successfully completed, the queue object at the source URI is removed.	Optional ^a
reference	JSON String	URI of a CDMI queue object that shall be redirected to by a reference. If other fields are supplied when creating a reference, the server shall respond with an HTTP status code of 400 Bad Request.	Optional ^a
deserializevalue	JSON String	A queue object serialized as specified in Clause 15 and encoded using base 64 encoding rules described in RFC 4648 .	Optional ^a
^a Only one of these fields shall be specified in any given operation. Except for value, these fields shall not be stored. If more than one of these fields is supplied, the server shall respond with a 400 Bad Request error response.			

9.10.6 Response Headers

The response headers for creating a new CDMI queue object using CDMI content type are shown in [Table 59](#).

Table 59 - Response Headers - Create a New CDMI Queue Object using CDMI Content Type

Header	Type	Description	Requirement
Content-Type	Header String	"application/cdmi-queue"	Mandatory
X-CDMI-Specification-Version	Header String	The server shall respond with the highest version supported by both the client and the server, e.g., "1.0.2". If the server does not support any of the versions supported by the client, the server shall return a 400 Bad Request status code.	Mandatory
Location	Header String	The unique URI for the new queue object as assigned by the system. In the absence of file name information from the client, the system shall assign the URI in the form: <root URI>/<ContainerName>/<ObjectID>.	Mandatory

9.10.7 Response Message Body

The response message body fields for creating a new CDMI queue object using CDMI content type are shown in [Table 60](#).

Table 60 - Response Message Body - Create a New Queue Object with CDMI Content (Sheet 1 of 2)

Field Name	Type	Description	Requirement
objectType	JSON String	"application/cdmi-queue"	Mandatory
objectID	JSON String	Object ID of the object	Mandatory
objectName	JSON String	Name of the object <ul style="list-style-type: none"> For objects in a container, the objectName field shall be returned. For objects not in a container (objects that are only accessible by ID), the objectName field does not exist and shall not be returned. 	Conditional
parentURI	JSON String	URI for the parent object <ul style="list-style-type: none"> For objects in a container, the parentURI field shall be returned. For objects not in a container (objects that are only accessible by ID), the parentURI field does not exist and shall not be returned. Appending the objectName to the parentURI shall always produce a valid URI for the object.	Conditional
parentID	JSON String	Object ID of the parent container object <ul style="list-style-type: none"> For objects in a container, the parentID field shall be returned. For objects not in a container (objects that are only accessible by ID), the parentID field does not exist and shall not be returned. 	Conditional

Table 60 - Response Message Body - Create a New Queue Object with CDMI Content (Sheet 2 of 2)

Field Name	Type	Description	Requirement
domainURI	JSON String	URI of the owning domain	Mandatory
capabilitiesURI	JSON String	URI to the capabilities for the object	Mandatory
completionStatus	JSON String	A string indicating if the object is still in the process of being created, and after the operation is complete, if it was created successfully or an error occurred. The value shall be the string "Processing", the string "Complete", or an error string starting with the value "Error".	Mandatory
percentComplete	JSON String	<ul style="list-style-type: none"> When the value of completionStatus is "Processing", this field, if provided, shall indicate the percentage of completion as a numeric integer value from 0 through 100. When the value of completionStatus is "Complete", this field, if provided, shall contain the value "100". When the value of completionStatus is "Error", this field, if provided, may contain any integer value from 0 through 100. 	Optional
metadata	JSON Object	Metadata for the queue object. This field includes any user and data system metadata specified in the request message body metadata field, along with storage system metadata generated by the cloud storage system. See Clause 16 for a further description of metadata.	Mandatory
queueValues	JSON String	The range of designators for enqueued values. Every enqueued value shall be assigned a unique, monotonically-incrementing positive integer designator, starting from 0. If no values are enqueued, an empty string shall be returned. If values are enqueued, the lowest designator, followed by a hyphen ("-"), followed by the highest designator shall be returned.	Mandatory

9.10.8 Response Status

[Table 61](#) describes the HTTP status codes that occur when creating a new queue object using CDMI content type.

Table 61 - HTTP Status Codes - Create a New CDMI Queue Object using CDMI Content Type

HTTP Status	Description
201 Created	The new queue object was created.
202 Accepted	The queue object is in the process of being created. The CDMI client should monitor the completionStatus and percentComplete fields to determine the current status of the operation.
400 Bad Request	The request contains invalid parameters or field names.
401 Unauthorized	The authentication credentials are missing or invalid.
403 Forbidden	The client lacks the proper authorization to perform this request.
404 Not Found	The resource was not found at the specified URI.
409 Conflict	The operation conflicts with a non-CDMI access protocol lock or could cause a state transition error on the server.

9.10.9 Example

EXAMPLE POST to the container object URI the queue object contents:

```
POST /MyContainer/ HTTP/1.1
Host: cloud.example.com
Content-Type: application/cdmi-queue
Accept: application/cdmi-queue
X-CDMI-Specification-Version: 1.0.2

{
}
```

The following shows the response.

```
HTTP/1.1 201 Created
Content-Type: application/cdmi-queue
X-CDMI-Specification-Version: 1.0.2
Location: http://cloud.example.com/MyContainer/0000706D0010B84FAD185C425D8B537E

{
  "objectType" : "application/cdmi-queue",
  "objectID" : "0000706D0010B84FAD185C425D8B537E",
  "objectName" : "0000706D0010B84FAD185C425D8B537E",
  "parentURI" : "/MyContainer/",
  "parentID" : "0000706D0010B84FAD185C425D8B537E",
  "domainURI" : "/cdmi_domains/MyDomain/",
  "capabilitiesURI" : "/cdmi_capabilities/queue/",
  "completionStatus" : "Complete",
  "metadata" : {
  },
  "queueValues" : ""
}
```

10 Domain Object Resource Operations

10.1 Overview

Domain objects represent the concept of administrative ownership of stored data within a CDMI™ storage system. A CDMI offering may include a hierarchy of domains that provide access to domain-related information within a CDMI context. This domain hierarchy is a series of CDMI objects that correspond to parent and child domains, with each domain corresponding to logical groupings of objects that are to be managed together. Domain measurement information about objects that are associated with each domain flow up to parent domains, facilitating billing and management operations that are typical for a cloud storage environment.

A CDMI URI may optionally include domains using the following form:

```
http://example.com/cdmi_domains/parent_domain/child_domain/
```

Domain objects are created in the `cdmi_domains` container found in the root URI for the cloud storage system. If the `cdmi_create_domain` capability is present for the URI of a given domain, then the cloud storage system supports the ability to create child domains under the URI. If a cloud storage system supports domains, the `cdmi_domains` container shall be present.

When a client provides or includes deserialization fields that are not defined in this international standard, these fields shall be stored as part of the object.

10.1.1 Domain Object Metadata

The following domain-specific field shall be present for each domain (see [Table 62](#)).

Table 62 - Required Metadata for a Domain Object

Metadata Name	Type	Description	Requirement
<code>cdmi_domain_enabled</code>	JSON String	Indicates if the domain is enabled and specified at the time of creation. Values shall be "true" or "false". <ul style="list-style-type: none"> If a domain is disabled, the cloud storage system shall not permit any operations to be performed against any URI managed by that domain. If this metadata item is not present at the time of domain creation, the value is set to "false". 	Mandatory
<code>cdmi_domain_delete_reassign</code>	JSON String	If the domain is deleted, indicates to which domain the objects that belong to the domain shall be reassigned. To delete a domain that contains objects, this metadata item shall be present. If this metadata item is not present or does not contain the URI of a valid domain that is different from the the URI of the domain being deleted, an attempt to delete a domain that has objects shall result in an HTTP status code of 409 Conflict.	Conditional

10.1.2 Domain Object Summaries

Domain object summaries provide summary measurement information about domain usage and billing. If supported, a domain summary container named "`cdmi_domain_summary`" shall be present under each domain container. Like any container, the domain summary subcontainer may have an Access Control List (ACL) (see [16.1](#)) that restricts access to this information.

Within each domain summary container are a series of domain summary data objects that are generated by the cloud storage system. The "yearly", "monthly", and "daily" containers of these data objects contain domain summary data objects corresponding to each year, month, and day, respectively. These containers are organized into the following structures:

`http://example.com/cdmi_domains/domain/`

`http://example.com/cdmi_domains/domain/cdmi_domain_summary/`

`http://example.com/cdmi_domains/domain/cdmi_domain_summary/cumulative`

`http://example.com/cdmi_domains/domain/cdmi_domain_summary/daily/`

`http://example.com/cdmi_domains/domain/cdmi_domain_summary/daily/2009-07-01`

`http://example.com/cdmi_domains/domain/cdmi_domain_summary/daily/2009-07-02`

`http://example.com/cdmi_domains/domain/cdmi_domain_summary/daily/2009-07-03`

`http://example.com/cdmi_domains/domain/cdmi_domain_summary/monthly/`

`http://example.com/cdmi_domains/domain/cdmi_domain_summary/monthly/2009-07`

`http://example.com/cdmi_domains/domain/cdmi_domain_summary/monthly/2009-08`

`http://example.com/cdmi_domains/domain/cdmi_domain_summary/monthly/2009-10`

`http://example.com/cdmi_domains/domain/cdmi_domain_summary/yearly/`

`http://example.com/cdmi_domains/domain/cdmi_domain_summary/yearly/2009`

`http://example.com/cdmi_domains/domain/cdmi_domain_summary/yearly/2010`

The "cumulative" summary data object covers the entire time period, from the time the domain is created to the time it is accessed. Each data object at the daily, monthly, and yearly level contains domain summary information for the time period specified, bounded by domain creation time and access time.

If a time period extends earlier than the domain creation time, the summary information includes the time from when the domain was created until the end of the time period.

EXAMPLE 1 If a domain were created on July 4, 2009, at noon, the daily summary "2009-07-04" would contain information from noon until midnight, the monthly summary "2009-07" would contain information from noon on July 4 until midnight on July 31, and the yearly summary "2009" would contain information from noon on July 4 until midnight on December 31.

If a time period starts after the time when the domain was created and ends earlier than the time of access, the summary data object contains complete information for that time period.

EXAMPLE 2 If a domain were created on July 4, 2009, and on July 10, the "2009-07-06" daily summary data object was accessed, it would contain information for the complete day.

If a time period ends after the current access time, the domain summary data object contains partial information from the start of the time period (or the time the domain was created) until the time of access.

EXAMPLE 3 If a domain were created on July 4, 2009, and at noon on July 10, the "2009-07-10" daily summary data object was accessed, it would contain information from the beginning of the day until noon.

The information in [Table 63](#) shall be present within the contents of each domain summary object, which is in JSON representation.

Table 63 - Contents of Domain Summary Objects (Sheet 1 of 2)

Metadata Name	Type	Description	Requirement
cdmi_domainURI	JSON String	Domain name corresponding to the domain that is summarized	Mandatory
cdmi_summary_start	JSON String	An ISO-8601 time indicating the start of the time range that the summary information is presenting	Mandatory
cdmi_summary_end	JSON String	An ISO-8601 time indicating the end of the time range that the summary information is presenting	Mandatory
cdmi_summary_objecthours	JSON String	The sum of the time each object belonging to the domain existed during the summary time period	Optional
cdmi_summary_objectsmin	JSON String	The minimum number of objects belonging to the domain during the summary time period	Optional
cdmi_summary_objectsmax	JSON String	The maximum number of objects belonging to the domain during the summary time period	Optional
cdmi_summary_objectsaverage	JSON String	The average number of objects belonging to the domain during the summary time period	Optional
cdmi_summary_puts	JSON String	The number of objects written to the domain	Optional
cdmi_summary_gets	JSON String	The number of objects read from the domain	Optional
cdmi_summary_bytehours	JSON String	The sum of the time each byte belonging to the domain existed during the summary time period	Optional
cdmi_summary_bytesmin	JSON String	The minimum number of bytes belonging to the domain during the summary time period	Optional
cdmi_summary_bytesmax	JSON String	The maximum number of bytes belonging to the domain during the summary time period	Optional
cdmi_summary_bytesaverage	JSON String	The average number of bytes belonging to the domain during the summary time period	Optional
cdmi_summary_writes	JSON String	The number of bytes written to the domain	Optional
cdmi_summary_reads	JSON String	The number of bytes read from the domain	Optional
cdmi_summary_charge	JSON String	An ISO 4217 currency code (see ISO 4217:2008) that is followed or preceded by a numeric value and separated by a space, where the numeric value represents the closing charge in the indicated currency for the use of the service associated with the domain over the summary time period	Optional
cdmi_summary_kwhhours	JSON String	The sum of energy consumed (in kilowatt hours) by the domain during the summary time period	Optional
cdmi_summary_kwmin	JSON String	The minimum rate at which energy is consumed (in kilowatt hours per hour) by the domain during the summary time period	Optional

Table 63 - Contents of Domain Summary Objects (Sheet 2 of 2)

Metadata Name	Type	Description	Requirement
cdmi_summary_kwmax	JSON String	The maximum rate at which energy is consumed (in kilowatt hours per hour) by the domain during the summary time period	Optional
cdmi_summary_kwaverage	JSON String	The average rate at which energy is consumed (in kilowatt hours per hour) by the domain during the summary time period	Optional

An example of a daily domain summary object is as follows:

```
{
  "cdmi_domainURI" : "/cdmi_domains/MyDomain/",
  "cdmi_summary_start" : "2009-12-10T00:00:00",
  "cdmi_summary_end" : "2009-12-10T23:59:59",
  "cdmi_summary_objecthours" : "382239734",
  "cdmi_summary_puts" : "234234",
  "cdmi_summary_gets" : "489432",
  "cdmi_summary_bytehours" : "334895798347",
  "cdmi_summary_writes" : "7218368343",
  "cdmi_summary_reads" : "11283974933",
  "cdmi_summary_charge" : "4289.23 USD"
}
```

If the charge value is provided, the value is for the operational cost (excluding fixed fees) of service already performed and storage and bandwidth already consumed. Pricing of services is handled separately.

Domain summary information may be extended by vendors to include additional metadata or domain reports beyond the metadata items specified by this international standard, as long as the field names for those metadata items do not begin with "cdmi_".

10.1.3 Domain Object Membership

In cloud storage environments, in the same way that domains are often created programmatically, domain user membership and credential mapping also shall be populated using such interfaces. By providing access to user membership, this capability enables self-enrollment, automatic provisioning, and other advanced self-service capabilities, either directly using CDMI or through software systems that interface using CDMI.

The domain membership capability provides information about, and allows the specification of, end users and groups of users that are allowed to access the domain via CDMI and other access protocols. The concept of domain membership is not intended to replace or supplant ACLs (see 16.1), but rather to provide a single, unified place to map identities and credentials to principals used by ACLs within the context of a domain (see model described in 10.1.4). It also provides a place for authentication mappings to external authentication providers, such as LDAP and AD, to be specified.

If supported, a domain membership container named "cdmi_domain_members" shall be present under each domain. Like any container, the domain membership container such as an Access Control List (see 16.1) that restricts access to this information.

Within each domain membership container are a series of user objects that are specified through CDMI to define each user known to the domain. These objects are formatted into the following structure:

```
http://example.com/cdmi_domains/domain/
```

```
http://example.com/cdmi_domains/domain/cdmi_domain_members/
```

```
http://example.com/cdmi_domains/domain/cdmi_domain_members/john_doe
```

```
http://example.com/cdmi_domains/domain/cdmi_domain_members/john_smith
```


The domain membership container may also contain subcontainers with data objects. Data objects in these subcontainers are treated the same as data objects in the domain membership container, and no meaning is inferred from the subcontainer name. This is allowed to create different access security relationships for groups of user objects and to allow delegation to common set of members.

Table 64 lists the domain settings that shall be present within each domain member user object.

Table 64 - Required Settings for Domain Member User Objects

Metadata Name	Type	Description	Requirement
cdmi_member_enabled	JSON String	If true, this field indicates that requests associated with this domain member are allowed. If false, all requests performed by this domain member shall result in an HTTP status code of 403 Forbidden.	Mandatory
cdmi_member_type	JSON String	This field indicates the type of member record. Values include "user", "group", and "delegation".	Mandatory
cdmi_member_name	JSON String	This field contains the user or group name as presented by the client. This will normally be the standard full name of the principal.	Mandatory
cdmi_member_credentials	JSON String	This field contains credentials to be matched against the credentials as presented by the client. If this field is not present, one or more delegations shall be present and shall be used to resolve user credentials. As one cannot log in as a group, but only as a member of a group, "group" type member records shall not have credentials.	Optional
cdmi_member_principal	JSON String	This field indicates to which principal name (used in ACLs) the user or group is mapped. If this field is not present, one or more delegations shall be present and shall be used to resolve the principal.	Optional
cdmi_member_privileges	JSON Array of JSON Strings	This field contains a JSON list of special privileges associated with the user or "group". The following privileges are defined: <ul style="list-style-type: none"> • "administrator". All ACL access checks are always successful. • "backup_operator". All read ACL access checks are always successful. • "cross_domain". Operations specifying a domain other than the domain of the parent object are permitted. Unless this privilege is conferred by the user record or a group (possibly nested) to which the user or group belongs, all attempts to change the domain of objects to a domain other than the parent domain shall fail. 	Mandatory
cdmi_member_groups	JSON Array of JSON Strings	This field contains a JSON array of group names to which the user or group belongs.	Optional

Table 65 lists the domain settings that shall be present within each domain member delegation object.

Table 65 - Required Settings for Domain Member Delegation Objects

Metadata Name	Type	Description	Requirement
cdmi_member_enabled	JSON String	If true, this field indicates that requests associated with this domain member are allowed. If false, all requests performed by this domain member shall result in an HTTP status code of 403 Forbidden.	Mandatory
cdmi_member_type	JSON String	This field indicates the type of member record. Values include "user" and "delegation".	Mandatory
cdmi_delegation_URI	JSON String	This field contains the URI of an external identity resolution provider (such as LDAP or Active Directory) or the URI of a Domain Membership Container. External delegations are expressed in the form of ldap:// or ad://.	Mandatory

EXAMPLE 1 An example of a domain membership object for a user is as follows:

```
{
  "cdmi_member_enabled" : "true",
  "cdmi_member_type" : "user",
  "cdmi_member_name" : "John Doe",
  "cdmi_member_credentials" : "p+5/oXlcmExfOIrUxhX1lw==",
  "cdmi_member_groups" : [
    "users"
  ],
  "cdmi_member_principal" : "jdoe",
  "cdmi_privileges" : [
    "administrator",
    "cross_domain"
  ]
}
```

EXAMPLE 2 An example of a domain membership object for a delegation is as follows:

```
{
  "cdmi_member_enabled" : "true",
  "cdmi_member_type" : "delegation",
  "cdmi_delegation_URI" : "/cdmi_accounts/MyAccount/",
}
```

10.1.4 Domain Usage in Access Control

When a transaction is performed against a CDMI object, the associated domain object (i.e., the domain object indicated by the domainURI) specifies the authentication context. The user identity and credentials presented as part of the transaction are compared to the domain membership list to determine if the user is authorized within the domain and to resolve the user's principal. If resolved, the user's principal is evaluated against the object's ACL to determine if the transaction is permitted.

When evaluating members within a domain, delegations are evaluated first, in any order, followed by user records, in any order. If there is at least one matching record and none of the matching records indicate that the user is disabled, the user is considered to be a member of the domain.

When a sub-domain is initially created, the membership container contains one member record that is a delegation in which the delegation URI is set to the URI of the parent domain.

10.1.5 Domain Object Representations

The representations in this clause are shown using JSON notation. Both clients and servers shall support UTF-8 JSON representation. The request and response message body JSON fields may be specified or returned in any order, with the exception that, if present, for domain objects, the childrenrange and children fields shall appear last and in that order.

10.2 Create a Domain Object using CDMI Content Type

10.2.1 Synopsis

To create a new domain object, the following request shall be performed:

```
PUT <root URI>/cdmi_domains/<DomainName>/<NewDomainName>/
```

Where:

- <root URI> is the path to the CDMI cloud.
- <DomainName> is zero or more intermediate domains that already exist.
- <NewDomainName> is the name specified for the domain to be created.

After it is created, the domain shall also be accessible at <root URI>/cdmi_objectid/<objectID>/.

10.2.2 Capabilities

The following capabilities describe the supported operations that may be performed when creating a new domain:

- Support for the ability to create a new domain object is indicated by the presence of the `cdmi_create_domain` capability in the parent domain.
- If the new domain object is a copy of an existing domain object, support for the ability to copy is indicated by the presence of the `cdmi_copy_domain` capability in the source domain.
- If the new domain is the destination of a deserialize operation, support for the ability to deserialize the source data object serialization of a domain is indicated by the presence of the `cdmi_deserialize_domain` capability in the parent domain.

10.2.3 Request Headers

The HTTP request headers for creating a CDMI domain object using CDMI content type are shown in [Table 66](#).

Table 66 - Request Headers - Create a Domain Object using CDMI Content Type

Header	Type	Description	Requirement
Accept	Header String	"application/cdmi-domain" or a consistent value as per clause 5.13.2	Optional
Content-Type	Header String	"application/cdmi-domain"	Mandatory
X-CDMI-Specification-Version	Header String	A comma-separated list of versions supported by the client, for example, "1.0.2, 1.5, 2.0"	Mandatory

10.2.4 Request Message Body

The request message body fields for creating a domain object using CDMI content type are shown in [Table 67](#).

Table 67 - Request Message Body - Create a Domain Object using CDMI Content Type

Field Name	Type	Description	Requirement
metadata	JSON Object	<p>Metadata for the domain object</p> <ul style="list-style-type: none"> If this field is included when deserializing, serializing, copying, or moving a domain object, the value provided in this field shall replace the metadata from the source URI. If this field is not included when deserializing, serializing, copying, or moving a domain object, the metadata from the source URI shall be used. If this field is included when creating a new domain object by specifying a value, the value provided in this field shall be used as the metadata. If this field is not included when creating a new domain object by specifying a value, an empty JSON object ("{}")(i.e., "{}") shall be assigned as the field value. 	Optional
copy	JSON String	URI of a CDMI domain that shall be copied into the new domain, including all child domains and membership from the source domain	Optional ^a
move	JSON String	<p>URI of an existing local CDMI domain object (source URI) that shall be relocated, along with all child domains, to the URI specified in the PUT. The contents of the domain and all sub-domains, including the object ID, shall be preserved by a move, and the domain and sub-domains of the source URI shall be removed after the objects at the destination have been successfully created.</p> <p>If there are insufficient permissions to read the objects at the source URI, write the objects at the destination URI, or delete the objects at the source URI, or if any of these operations fail, the move shall return a 400 Bad Request error code, and the source and destination are left unchanged.</p>	Optional ^a
deserialize	JSON String	URI of a serialized CDMI data object that shall be deserialized to create the new domain, including all child objects inside the source serialized data object	Optional ^a
deserializevalue	JSON String	A domain object serialized as specified in Clause 15 and encoded using base 64 encoding rules described in RFC 4648 .	Optional ^a
<p>^aOnly one of these fields shall be specified in any given operation. Except for value, these fields shall not be stored. If more than one of these fields is supplied, the server shall respond with a 400 Bad Request error response.</p>			

10.2.5 Response Headers

The HTTP response headers for creating a domain object using CDMI content type are shown in [Table 68](#).

Table 68 - Response Headers - Create a Domain Object using CDMI Content Type

Header	Type	Description	Requirement
Content-Type	Header String	"application/cdm-domain"	Mandatory
X-CDMI-Specification-Version	Header String	The server shall respond with the highest version supported by both the client and the server, e.g., "1.0.2". If the server does not support any of the versions supported by the client, the server shall return a 400 Bad Request status code.	Mandatory

10.2.6 Response Message Body

The response message body fields for creating a domain object using CDMI content type is shown in [Table 69](#).

Table 69 - Response Message Body - Create a Domain Object using CDMI Content Type

Field Name	Type	Description	Requirement
objectType	JSON String	"application/cdm-domain"	Mandatory
objectID	JSON String	Object ID of the domain	Mandatory
objectName	JSON String	Name of the object	Mandatory
parentURI	JSON String	URI for the parent object. Appending the objectName to the parentURI shall always produce a valid URI for the object.	Mandatory
parentID	JSON String	Object ID of the parent container object	Mandatory
domainURI	JSON String	URI of the owning domain. A domain object is always owned by itself.	Mandatory
capabilitiesURI	JSON String	URI to the capabilities for the object	Mandatory
metadata	JSON Object	Metadata for the domain. This field includes any user and data system metadata specified in the request message body metadata field, along with storage system metadata generated by the cloud storage system. See Clause 16 for a further description of metadata.	Mandatory
childrenrange	JSON String	The sub-domains of the domain expressed as a range. If a range of sub-domains is requested, this field indicates the children returned as a range.	Mandatory
children	JSON Array	Names of the children domains in the domain. Child containers end with "/".	Mandatory

10.2.7 Response Status

Table 70 describes the HTTP status codes that occur when creating a domain object using CDMI content type.

Table 70 - HTTP Status Codes - Create a Domain Object using CDMI Content Type

HTTP Status	Description
201 Created	The new domain object was created.
400 Bad Request	The request contains invalid parameters or field names.
401 Unauthorized	The authentication credentials are missing or invalid.
403 Forbidden	The client lacks the proper authorization to perform this request.
404 Not Found	The resource was not found at the specified URI.
409 Conflict	The domain name already exists.

10.2.8 Example

EXAMPLE PUT to the domain URI the domain name and metadata:

```
PUT /cdmi_domains/MyDomain/ HTTP/1.1
Host: cloud.example.com
Accept: application/cdmi-domain
Content-Type: application/cdmi-domain
X-CDMI-Specification-Version: 1.0.2
```

```
{
  "metadata" : {
  }
}
```

The following shows the response.

```
HTTP/1.1 201 Created
Content-Type: application/cdmi-domain
X-CDMI-Specification-Version: 1.0.2

{
  "objectType" : "application/cdmi-domain",
  "objectID" : "00007E7F00104BE66AB53A9572F9F51E",
  "objectName" : "MyDomain/",
  "parentURI" : "/cdmi_domains/",
  "parentID" : "00007E7F0010C058374D08B0AC7B3550",
  "domainURI" : "/cdmi_domains/MyDomain/",
  "capabilitiesURI" : "/cdmi_capabilities/domain/",
  "metadata" : {
  },
  "childrenrange" : "0-1",
  "children" : [
    "cdmi_domain_summary/",
    "cdmi_domain_members/"
  ]
}
```

10.3 Read a Domain Object using CDMI Content Type

10.3.1 Synopsis

To read all fields from an existing domain object, the following request shall be performed:

```
GET <root URI>/cdmi_domains/<DomainName>/<TheDomainName>/
```

To read one or more requested fields from an existing domain object, one of the following requests shall be performed:

```
GET <root URI>/cdmi_domains/<DomainName>/<TheDomainName>/
  ?<fieldname>;<fieldname>;...
GET <root URI>/cdmi_domains/<DomainName>/<TheDomainName>/?children:<range>;...
GET <root URI>/cdmi_domains/<DomainName>/<TheDomainName>/?metadata:<prefix>;...
```

Where:

- <root URI> is the path to the CDMI cloud.
- <DomainName> is zero or more parent domains.
- <TheDomainName> is the name specified for the domain to be read from.
- <fieldname> is the name of a field.
- <range> is a numeric range within the list of children.
- <prefix> is a matching prefix that returns all metadata items that start with the prefix value.

The object shall also be accessible at <root URI>/cdmi_objectid/<objectID>/.

10.3.2 Capabilities

The following capabilities describe the supported operations that may be performed when reading an existing domain:

- Support for the ability to read the metadata of an existing domain object is indicated by the presence of the `cdmi_read_metadata` capability in the specified domain.
- Support for the ability to list the children of an existing domain object is indicated by the presence of the `cdmi_list_children` capability in the specified domain.

10.3.3 Request Headers

The HTTP request headers for reading a CDMI domain object using CDMI content type are shown in [Table 71](#).

Table 71 - Request Headers - Read a Domain Object using CDMI Content Type

Header	Type	Description	Requirement
Accept	Header String	"application/cdmi-domain" or a consistent value as per clause 5.13.2	Optional
X-CDMI-Specification-Version	Header String	A comma-separated list of versions supported by the client, e.g., "1.0.2, 1.5, 2.0"	Mandatory

10.3.4 Request Message Body

A request message body shall not be provided.

10.3.5 Response Headers

The HTTP response headers for reading a CDMI domain object using CDMI content type are shown in [Table 72](#).

Table 72 - Response Headers - Read a Domain Object using CDMI Content Type

Header	Type	Description	Requirement
X-CDMI-Specification-Version	Header String	The server shall respond with the highest version supported by both the client and the server, e.g., "1.0.2". If the server does not support any of the versions supported by the client, the server shall return a 400 Bad Request status code.	Mandatory
Content-Type	Header String	"application/cdmi-domain"	Mandatory
Location	Header String	The server shall respond with the URI that the reference redirects to if the object is a reference.	Conditional

10.3.6 Response Message Body

The response message body fields for reading a CDMI domain object using CDMI content type are shown in [Table 73](#).

Table 73 - Response Message Body - Read a Domain Object using CDMI Content Type

Field Name	Type	Description	Requirement
objectType	JSON String	"application/cdmi-domain"	Mandatory
objectID	JSON String	Object ID of the domain	Mandatory
objectName	JSON String	Name of the object	Mandatory
parentURI	JSON String	URI for the parent object	Mandatory
parentID	JSON String	Object ID of the parent container object	Mandatory
domainURI	JSON String	URI of the owning domain. A domain object is always owned by itself.	Mandatory
capabilitiesURI	JSON String	URI to the capabilities for the object	Mandatory
metadata	JSON Object	Metadata for the domain. This field includes any user and data system metadata specified in the request message body metadata field, along with storage system metadata generated by the cloud storage system. See Clause 16 for a further description of metadata.	Mandatory
childrenrange	JSON String	The sub-domains of the domain expressed as a range. If a range of sub-domains is requested, this field indicates the children returned as a range.	Mandatory
children	JSON Array	The children of the domain. Sub-domains end with "/".	Mandatory

If individual fields are specified in the GET request, only these fields are returned in the result body. Optional fields that are requested but do not exist are omitted from the result body.

10.3.7 Response Status

Table 74 describes the HTTP status codes that occur when reading a domain object using CDMI content type.

Table 74 - HTTP Status Codes - Read a Domain Object using CDMI Content Type

HTTP Status	Description
200 OK	The domain object content was returned in the response.
302 Found	The URI is a reference to another URI.
400 Bad Request	The request contains invalid parameters or field names.
401 Unauthorized	The authentication credentials are missing or invalid.
403 Forbidden	The client lacks the proper authorization to perform this request.
404 Not Found	The resource was not found at the specified URI.
406 Not Acceptable	The server is unable to provide the object in the content type specified in the Accept header.

10.3.8 Examples

EXAMPLE 1 GET to the domain URI to read all the fields of the domain:

```
GET /cdmi_domains/MyDomain/ HTTP/1.1
Host: cloud.example.com
Accept: application/cdmi-domain
X-CDMI-Specification-Version: 1.0.2
```

The following shows the response.

```
HTTP/1.1 200 OK
Content-Type: application/cdmi-domain
X-CDMI-Specification-Version: 1.0.2

{
  "objectType" : "application/cdmi-domain",
  "objectID" : "00007E7F00104BE66AB53A9572F9F51E",
  "objectName" : "MyDomain/",
  "parentURI" : "/cdmi_domains/",
  "parentID" : "00007E7F0010C058374D08B0AC7B3550",
  "domainURI" : "/cdmi_domains/MyDomain/",
  "capabilitiesURI" : "/cdmi_capabilities/domain/",
  "metadata" : {
  },
  "childrenrange" : "0-1",
  "children" : [
    "cdmi_domain_summary/",
    "cdmi_domain_members/"
  ]
}
```

EXAMPLE 2 GET to the domain URI to read all the parentURI and children of the domain:

```
GET /MyDomain/?parentURI;children HTTP/1.1
Host: cloud.example.com
Accept: application/cdmi-domain
X-CDMI-Specification-Version: 1.0.2
```

The following shows the response.

```
HTTP/1.1 200 OK
Content-Type: application/cdmi-domain
X-CDMI-Specification-Version: 1.0.2
```

```
{
  "parentURI" : "/cdmi_domains/",
  "children" : [
    "cdmi_domain_summary/",
    "cdmi_domain_members/"
  ]
}
```

EXAMPLE 3 GET to the domain URI to read the first two children of the domain:

```
GET /MyDomain/?childrenrange:children:0-1 HTTP/1.1
Host: cloud.example.com
Accept: application/cdmi-domain
X-CDMI-Specification-Version: 1.0.2
```

The following shows the response.

```
HTTP/1.1 200 OK
Content-Type: application/cdmi-domain
X-CDMI-Specification-Version: 1.0.2
```

```
{
  "childrenrange" : "0-1",
  "children" : [
    "cdmi_domain_summary/",
    "cdmi_domain_members/"
  ]
}
```

10.4 Update a Domain Object using CDMI Content Type

10.4.1 Synopsis

To update some or all fields in an existing domain object, the following request shall be performed:

```
PUT <root URI>/cdmi_domains/<DomainName>/<TheDomainName>/
```

To add, update, and remove specific metadata items of an existing domain object, the following request shall be performed:

```
PUT <root URI>/cdmi_domains/<DomainName>/<TheDomainName>/
?metadata:<metadataname>;...
```

Where:

- <root URI> is the path to the CDMI cloud.
- <DomainName> is zero or more parent domains.
- <TheDomainName> is the name specified for the domain to be updated.

The object shall also be accessible at <root URI>/cdmi_objectid/<objectID>/. An update shall not result in a change to the object ID.

10.4.2 Capability

The following capability describes the supported operations that may be performed when updating an existing domain:

- Support for the ability to modify the metadata of an existing domain object is indicated by the presence of the `cdmi_modify_metadata` capability in the specified domain.

10.4.3 Request Headers

The HTTP request headers for updating a CDMI domain object using CDMI content type are shown in [Table 75](#).

Table 75 - Request Headers - Update a Domain Object using CDMI Content Type

Header	Type	Description	Requirement
Content-Type	Header String	"application/cdmi-domain"	Mandatory
X-CDMI-Specification-Version	Header String	A comma-separated list of versions supported by the client, e.g., "1.0.2, 1.5, 2.0"	Mandatory

10.4.4 Request Message Body

The request message body fields for updating a domain object using CDMI content type are shown in [Table 76](#).

Table 76 - Request Message Body - Update a Domain Object using CDMI Content Type (Sheet 1 of 2)

Field Name	Type	Description	Requirement
metadata	JSON Object	Metadata for the domain object. If present, the new metadata specified replaces the existing object metadata. If individual metadata items are specified in the URI, only those items are replaced, with other items being preserved. See Clause 16 for a further description of metadata.	Optional
copy	JSON String	URI of a CDMI domain object that shall be copied into the existing domain object. Only the metadata and membership of the domain shall be copied, not any sub-domains of the domain.	Optional ^a
deserialize	JSON String	URI of a serialized CDMI domain object that shall be deserialized to update an existing domain object. The object ID of the serialized domain object shall match the object ID of the destination domain object. If the serialized domain does not contain children, the update is applied only to the domain object, and any existing children are left as-is. If the serialized domain object does contain children, then creates, updates, and deletes are recursively applied for each child, depending on the differences between the provided serialized state and the current state of the children.	Optional ^a
^a Only one of these fields shall be specified in any given operation. Except for value, these fields shall not be stored.			

Table 76 - Request Message Body - Update a Domain Object using CDMI Content Type (Sheet 2 of 2)

Field Name	Type	Description	Requirement
deserializevalue	JSON String	<p>A domain object serialized as specified in Clause 15 and encoded using base 64 encoding rules described in RFC 4648. The object ID of the serialized domain object shall match the object ID of the destination domain object.</p> <p>If the serialized domain does not contain children, the update is applied only to the domain object, and any existing children are left as-is. If the serialized domain does contain children, then creates, updates, and deletes are recursively applied for each child, depending on the differences between the provided serialized state and the current state of the children.</p>	Optional ^a
^a Only one of these fields shall be specified in any given operation. Except for value, these fields shall not be stored.			

10.4.5 Response Header

The HTTP response header for updating a CDMI domain object using CDMI content type is shown in [Table 77](#).

Table 77 - Response Header - Update a Domain Object using CDMI Content Type

Header	Type	Description	Requirement
Location	Header String	The server shall respond with the URI that the reference redirects to if the object is a reference.	Conditional

10.4.6 Response Message Body

A response message body may be provided as per [RFC 2616](#).

10.4.7 Response Status

[Table 78](#) describes the HTTP status codes that occur when updating a domain object using CDMI content type.

Table 78 - HTTP Status Codes - Update a Domain Object using CDMI Content Type

HTTP Status	Description
204 No Content	The operation was successful; no data was returned.
302 Found	The URI is a reference to another URI.
400 Bad Request	The request contains invalid parameters or field names.
401 Unauthorized	The authentication credentials are missing or invalid.
403 Forbidden	The client lacks the proper authorization to perform this request.
404 Not Found	The resource was not found at the specified URI.
409 Conflict	The operation conflicts with a non-CDMI access protocol lock or may cause a state transition error on the server.

10.4.8 Example

EXAMPLE PUT to the domain URI to set new field values:

```
PUT /cdmi_domains/myDomain/ HTTP/1.1
Host: cloud.example.com
Content-Type: application/cdm-domain
X-CDMI-Specification-Version: 1.0.2
```

```
{
  "metadata" : {
    "test" : "value"
  }
}
```

The following shows the response.

```
HTTP/1.1 204 No Content
```

10.5 Delete a Domain Object using CDMI Content Type

10.5.1 Synopsis

To delete an existing domain object and transfer all objects associated with that domain to another domain (to preserve access), the following request shall be performed:

```
DELETE <root URI>/cdmi_domains/<DomainName>/<TheDomainName>/
```

Where:

- <root URI> is the path to the CDMI cloud.
- <DomainName> is zero or more parent domains.
- <TheDomainName> is the name specified for the domain to be deleted.

The object shall also be accessible at <root URI>/cdmi_objectid/<objectID>/.

10.5.2 Capability

The following capability describes the supported operations that may be performed when deleting an existing container:

- Support for the ability to delete an existing data object is indicated by the presence of the `cdmi_delete_domain` capability in the specified domain.

10.5.3 Request Headers

The HTTP request headers for deleting a CDMI domain object using CDMI content type are shown in [Table 79](#).

Table 79 - Request Headers - Delete a Domain Object using CDMI Content Type

Header	Type	Description	Requirement
X-CDMI-Specification-Version	Header String	A comma-separated list of versions supported by the client, e.g., "1.0.2, 1.5, 2.0"	Mandatory

10.5.4 Request Message Body

A request message body may be provided as per [RFC 2616](#).

10.5.5 Response Headers

Response headers may be provided as per [RFC 2616](#).

10.5.6 Response Message Body

A response message body may be provided as per [RFC 2616](#).

10.5.7 Response Status

[Table 80](#) describes the HTTP status codes that occur when deleting a domain object using CDMI content type.

Table 80 - HTTP Status Codes - Delete a Domain Object using CDMI Content Type

HTTP Status	Description
204 No Content	The domain was successfully deleted.
400 Bad Request	The request contains invalid parameters or field names.
401 Unauthorized	The authentication credentials are missing or invalid.
403 Forbidden	The client lacks the proper authorization to perform this request.
404 Not Found	The resource was not found at the specified URI.
409 Conflict	The domain cannot be deleted because there are objects belonging to the domain, and <code>cdmi_domain_delete_reassign</code> is missing, invalid, or unusable.

10.5.8 Example

EXAMPLE DELETE to the domain URI:

```
DELETE /cdmi_domains/MyDomain/ HTTP/1.1
Host: cloud.example.com
X-CDMI-Specification-Version: 1.0.2
```

The following shows the response.

```
HTTP/1.1 204 No Content
```

11 Queue Object Resource Operations

11.1 Overview

Queue objects provide first-in, first-out access when storing and retrieving data. A queue object writer POSTs data into a queue object, and a queue object reader GETs value(s) from the queue object and subsequently deletes the value(s) to acknowledge receipt of the value(s) that it received. Queuing provides a simple mechanism for one or more writers to send data to a single reader in a reliable way. If supported by the cloud storage system, cloud clients create the queue objects by using the mechanism described in 9.10 and this clause.

Queue objects are addressed in CDMI™ in two ways:

- by name (e.g., `http://cloud.example.com/queueobject`); and
- by object ID (e.g., `http://cloud.example.com/cdmi_objectid/0000706D0010B84FAD185C425D8B537E`).

Every queue object has a single, globally-unique object identifier (ID) that remains constant for the life of the object. Each queue object shall have one or more URI addresses that allow the object to be accessed.

A queue object may have a parent object. In this case, the queue object inherits data system metadata that is not explicitly specified in the queue object itself.

EXAMPLE 1 The "receipts.queue" queue object stored at the following URI would inherit data system metadata from its parent container, "finance":

`http://cloud.example.com/finance/receipts.queue`

Individual fields within a queue object may be accessed by specifying the field name after a question mark "?" that is appended to the end of the data object URI.

EXAMPLE 2 The following URI returns the value field containing the oldest queue object value in the response message body:

`http://cloud.example.com/queueobject?value`

The encoding of the data transported in the queue object value field depends on the queue object `valuetransferencoding` field:

- If the value transfer encoding of the object is set to "utf-8", the data stored in the value of the queue object shall be a valid UTF-8 string, and it shall be transported as a UTF-8 string in the value field.
- If the value transfer encoding of the object is set to "base64", the data stored in the value of the queue object can contain arbitrary binary sequences, and it shall be transported as a base 64-encoded string in the value field.

Specific ranges of the value of a queue object may be accessed by specifying a byte range after the value field name. Thus, the following URI returns the first thousand bytes of the oldest value enqueued:

`http://cloud.example.com/queueobject?value:0-999`

Because a byte range of a UTF-8 string is often not a valid UTF-8 string, the response to a range request shall always be transported in the value field as a base 64-encoded string.

Byte ranges are specified as single, inclusive byte ranges as per Section 14.35.1 of [RFC 2616](#).

When a client provides or includes deserialization fields that are not defined in this international standard, these fields shall be stored as part of the object.

11.1.1 Queue Object Metadata

Queue object metadata may also include arbitrary user-supplied metadata and data system metadata, as specified in [Clause 16](#).

11.1.2 Queue Object Addressing

Each queue object is addressed via one or more unique URIs, and all operations may be performed through any of these URIs.

11.1.3 Queue Object Representations

The representations in this clause are shown using JSON notation. Both clients and servers shall support UTF-8 JSON representation. The request and response message body JSON fields may be specified or returned in any order, with the exception that, if present, for queue objects, the valuerange and value fields shall appear last and in that order.

11.2 Create a Queue Object using CDMI Content Type

11.2.1 Synopsis

To create a new queue object, the following request shall be performed:

```
PUT <root URI>/<ContainerName>/<QueueName>
```

To create a new queue object by ID, see [9.10](#).

Where:

- <root URI> is the path to the CDMI cloud.
- <ContainerName> is zero or more intermediate containers that already exist, with one slash (i.e., "/") between each pair of container names.
- <QueueName> is the name specified for the queue object to be created.

After it is created, the object shall also be accessible at <root URI>/cdmi_objectid/<objectID>.

The newly created queue shall have no values unless the queue is created as a result of copying or moving a source queue that has values or as a result of deserializing a serialized queue that has values.

11.2.2 Delayed Completion of Create:

In response to a create operation for a queue object, the server may return a response of 202 Accepted. In this case, the queue object is in the process of being created. This response is particularly useful for long-running operations, (e.g., for copying a queue object with a large number of enqueued values from a source URI). Such a response has the following implications:

- The server shall return a Location header with a URI to the object to be created along with an HTTP status code of 202 Accepted.
- With 202 Accepted, the server implies that the following checks have passed:
 - user authorization for creating the queue object;
 - user authorization for read access to any source object for move, copy, serialize, or deserialize; and
 - availability of space to create the queue object or at least enough space to create a URI to report an error.
- A client might not be able to immediately access the created object, e.g., due to delays resulting from the implementation's use of eventual consistency.

The client performs GET operations to the URI to track the progress of the operation. In response, the server returns two fields in its response message body to indicate progress.

- A completionStatus text field contains either "Processing", "Complete", or an error string starting with the value "Error".
- An optional percentComplete field contains the percentage that the accepted PUT has completed (0 to 100).

GET does not return any value for the object when completionStatus is not "Complete". When the final result of the create operation is an error, the URI is created with the completionStatus field set to the error message. It is the client's responsibility to delete the URI after the error has been noted.

11.2.3 Capabilities

The following capabilities describe the supported operations that may be performed when creating a new queue object:

- Support for the ability to create a new queue object is indicated by the presence of the cdmi_create_queue capability in the parent container.
- If the object being created in the parent container is a reference, support for that ability is indicated by the presence of the cdmi_create_reference capability in the parent container.
- If the new queue object is a copy of an existing queue object, support for the ability to copy is indicated by the presence of the cdmi_copy_queue capability in the parent container.
- If the new queue object is the destination of a move, support for the ability to move the queue object is indicated by the presence of the cdmi_move_queue capability in the parent container.
- If the new queue object is the destination of a deserialize operation, support for the ability to deserialize the source data object is indicated by the presence of the cdmi_deserialize_queue capability in the parent container.

11.2.4 Request Headers

The HTTP request headers for creating a CDMI queue object using CDMI content type are shown in [Table 81](#).

Table 81 - Request Headers - Create a Queue Object using CDMI Content Type

Header	Type	Description	Requirement
Accept	Header String	"application/cdmi-queue"	Mandatory
Content-Type	Header String	"application/cdmi-queue"	Mandatory
X-CDMI-Specification-Version	Header String	A comma-separated list of versions supported by the client, e.g., "1.0.2, 1.5, 2.0"	Mandatory

11.2.5 Request Message Body

The request message body fields for creating a queue object using CDMI content type are shown in [Table 82](#).

Table 82 - Request Message Body - Create a Queue Object using CDMI Content Type

Field Name	Type	Description	Requirement
metadata	JSON Object	<p>Metadata for the queue object</p> <ul style="list-style-type: none"> If this field is included when deserializing, serializing, copying, or moving a queue object, the value provided in this field shall replace the metadata from the source URI. If this field is not included when deserializing, serializing, copying, or moving a queue object, the metadata from the source URI shall be used. If this field is included when creating a new queue object by specifying a value, the value provided in this field shall be used as the metadata. If this field is not included when creating a new queue object by specifying a value, an empty JSON object (i.e., "{}") shall be assigned as the field value. This field shall not be included when referencing a queue object. 	Optional
domainURI	JSON String	<p>URI of the owning domain</p> <ul style="list-style-type: none"> If different from the parent domain, the user shall have the "cross_domain" privilege (see cdmi_member_privileges in Table 64). If not specified, the parent domain shall be used. 	Optional
deserialize	JSON String	URI of a serialized CDMI data object that shall be deserialized to create the new queue object	Optional ^a
copy	JSON String	URI of a CDMI queue object that shall be copied into the new queue object	Optional ^a
move	JSON String	<p>URI of an existing local or remote CDMI queue object (source URI) that shall be relocated to the URI specified in the PUT. The contents of the queue object, including the object ID, shall be preserved by a move, and the queue object at the source URI shall be removed after the queue object at the destination has been successfully created.</p> <p>If there are insufficient permissions to read the queue object at the source URI, write the queue object at the destination URI, or delete the queue object at the source URI, or if any of these operations fail, the move shall return a 400 Bad Request result code, and the source and destination are left unchanged.</p>	Optional ^a
reference	JSON String	URI of a CDMI queue object that shall be redirected to by a reference. If other fields are supplied when creating a reference, the server shall respond with an HTTP status code of 400 Bad Request.	Optional ^a
deserializevalue	JSON String	A queue object serialized as specified in Clause 15 and encoded using base 64 encoding rules described in RFC 4648 .	Optional ^a
<p>^aOnly one of these fields shall be specified in any given operation. Except for value, these fields shall not be stored. If more than one of these fields is supplied, the server shall respond with a 400 Bad Request error response.</p>			

11.2.6 Response Headers

The HTTP response headers for creating a CDMI queue object using CDMI content type are shown in [Table 83](#).

Table 83 - Response Headers - Create a Queue Object using CDMI Content Type

Header	Type	Description	Requirement
Content-Type	Header String	"application/cdmi-queue"	Mandatory
X-CDMI-Specification-Version	Header String	The server shall respond with the highest version supported by both the client and the server, e.g., "1.0.2". If the server does not support any of the versions supported by the client, the server shall return a 400 Bad Request status code.	Mandatory

11.2.7 Response Message Body

The response message body fields for creating a CDMI queue object using CDMI content type are shown in [Table 84](#).

Table 84 - Response Message Body - Create a Queue Object using CDMI Content Type (Sheet 1 of 2)

Field Name	Type	Description	Requirement
objectType	JSON String	"application/cdmi-queue"	Mandatory
objectID	JSON String	Object ID of the object	Mandatory
objectName	JSON String	Name of the object	Mandatory
parentURI	JSON String	URI for the parent object Appending the objectName to the parentURI shall always produce a valid URI for the object.	Mandatory
parentID	JSON String	Object ID of the parent container object	Mandatory
domainURI	JSON String	URI of the owning domain.	Mandatory
capabilitiesURI	JSON String	URI to the capabilities for the object	Mandatory
completionStatus	JSON String	A string indicating if the object is still in the process of being created, and after the operation is complete, if it was created successfully or an error occurred. The value shall be the string "Processing", the string "Complete", or an error string starting with the value "Error".	Mandatory
percentComplete	JSON String	<ul style="list-style-type: none"> When the value of completionStatus is "Processing", this field, if provided, shall indicate the percentage of completion as a numeric integer value from 0 through 100. When the value of completionStatus is "Complete", this field, if provided, shall contain the value "100". When the value of completionStatus is "Error", this field, if provided, may contain any integer value from 0 through 100. 	Optional

Table 84 - Response Message Body - Create a Queue Object using CDMI Content Type (Sheet 2 of 2)

Field Name	Type	Description	Requirement
metadata	JSON Object	Metadata for the queue object. This field includes any user and data system metadata specified in the request message body metadata field, along with storage system metadata generated by the cloud storage system. See Clause 16 for a further description of metadata.	Mandatory
queueValues	JSON String	The range of designators for enqueued values. Every enqueued value shall be assigned a unique, monotonically-incrementing positive integer designator, starting from 0. If no values are enqueued, an empty string shall be returned. If values are enqueued, the lowest designator, followed by a hyphen ("-"), followed by the highest designator shall be returned.	Mandatory

11.2.8 Response Status

[Table 85](#) describes the HTTP status codes that occur when creating a queue object using CDMI content type.

Table 85 - HTTP Status Codes - Create a Queue Object using CDMI Content Type

HTTP Status	Description
201 Created	The new queue object was created.
202 Accepted	The queue object is in the process of being created. The CDMI client should monitor the completionStatus and percentComplete fields to determine the current status of the operation.
400 Bad Request	The request contains invalid parameters or field names.
401 Unauthorized	The authentication credentials are missing or invalid.
403 Forbidden	The client lacks the proper authorization to perform this request.
404 Not Found	The resource was not found at the specified URI.
409 Conflict	The operation conflicts with a non-CDMI access protocol lock or may cause a state transition error on the server.

11.2.9 Example

EXAMPLE PUT to the container URI the queue object name and contents:

```
PUT /MyContainer/MyQueue HTTP/1.1
Host: cloud.example.com
Accept: application/cdmi-queue
Content-Type: application/cdmi-queue
X-CDMI-Specification-Version: 1.0.2
```

```
{
  "metadata" : {
  }
}
```

The following shows the response.

```
HTTP/1.1 201 Created
Content-Type: application/cdmi-queue
X-CDMI-Specification-Version: 1.0.2

{
  "objectType" : "application/cdmi-queue",
  "objectID" : "00007E7F00104BE66AB53A9572F9F51E",
  "objectName" : "MyQueue",
  "parentURI " : "/MyContainer/",
  "parentID" : "0000706D0010B84FAD185C425D8B537E",
  "domainURI" : "/cdmi_domains/MyDomain/",
  "capabilitiesURI" : "/cdmi_capabilities/queue/",
  "completionStatus" : "Complete",
  "metadata" : {
  },
  "queueValues" : ""
}
```

11.3 Read a Queue Object using CDMI Content Type

11.3.1 Synopsis

To read all fields from an existing queue object, the following request shall be performed:

```
GET <root URI>/<ContainerName>/<QueueName>
```

To read one or more requested fields from an existing queue object, one of the following requests shall be performed:

```
GET <root URI>/<ContainerName>/<QueueName>?<fieldname>;<fieldname>;...
GET <root URI>/<ContainerName>/<QueueName>?value:<range>;...
GET <root URI>/<ContainerName>/<QueueName>?metadata:<prefix>;...
```

To read one or more queue values from an existing queue object, the following request shall be performed:

```
GET <root URI>/<ContainerName>/<QueueName>?values:<count>
```

Where:

- <root URI> is the path to the CDMI cloud.
- <ContainerName> is zero or more intermediate containers.
- <QueueName> is the name of the queue object to be read from.
- <fieldname> is the name of a field.
- <range> is a byte range of the queue object value to be returned in the value field. If a byte range is requested, the range returned shall be from the oldest queue object value.
- <prefix> is a matching prefix that returns all metadata items that start with the prefix value.
- <count> is the number of values to be retrieved from the queue object. If more queue object entries are requested to be retrieved than exist in the queue object, the count is processed as if it is equal to the number of entries in the queue object.

The object shall also be accessible at <root URI>/cdmi_objectid/<objectID>.

Reading a queue object shall, by default, return the complete value of the oldest item in the queue, unless the queueValues range is empty.

11.3.2 Capabilities

The following capabilities describe the supported operations that may be performed when reading an existing queue object:

- Support for the ability to read the metadata of an existing queue object is indicated by the presence of the `cdmi_read_metadata` capability in the specified queue object.
- Support for the ability to read the value of an existing queue object is indicated by the presence of the `cdmi_read_value` capability in the specified queue object.

11.3.3 Request Headers

The HTTP request headers for reading a CDMI queue object using CDMI content type are shown in [Table 86](#).

Table 86 - Request Headers - Read a Queue Object using CDMI Content Type

Header	Type	Description	Requirement
Accept	Header String	"application/cdmi-queue" or a consistent value as per clause 5.13.2	Optional
X-CDMI-Specification-Version	Header String	A comma-separated list of versions supported by the client, e.g., "1.0.2, 1.5, 2.0"	Mandatory

11.3.4 Request Message Body

A request message body shall not be provided.

11.3.5 Response Headers

The HTTP response headers for reading a CDMI queue object using CDMI content type are shown in [Table 87](#).

Table 87 - Response Headers - Read a Queue Object using CDMI Content Type

Header	Type	Description	Requirement
X-CDMI-Specification-Version	Header String	The server shall respond with the highest version supported by both the client and the server, e.g., "1.0.2". If the server does not support any of the versions supported by the client, the server shall return a 400 Bad Request status code.	Mandatory
Content-Type	Header String	"application/cdmi-queue"	Mandatory
Location	Header String	The server shall respond with the URI that the reference redirects to if the object is a reference.	Conditional

11.3.6 Response Message Body

The response message body fields for reading a CDMI queue object using CDMI content type are shown in [Table 88](#).

Table 88 - Response Message Body - Read a Queue Object using CDMI Content Type (Sheet 1 of 3)

Field Name	Type	Description	Requirement
objectType	JSON String	"application/cdmi-queue"	Mandatory
objectID	JSON String	Object ID of the object	Mandatory
objectName	JSON String	Name of the object <ul style="list-style-type: none"> For objects in a container, the objectName field shall be returned. For objects not in a container (objects that are only accessible by ID), the objectName field does not exist and shall not be returned. 	Conditional
parentURI	JSON String	URI for the parent object <ul style="list-style-type: none"> For objects in a container, the parentURI field shall be returned. For objects not in a container (objects that are only accessible by ID), the parentURI field does not exist and shall not be returned. Appending the objectName to the parentURI shall always produce a valid URI for the object.	Conditional
parentID	JSON String	Object ID of the parent container object <ul style="list-style-type: none"> For objects in a container, the parentID field shall be returned. For objects not in a container (objects that are only accessible by ID), the parentID field does not exist and shall not be returned. 	Conditional
domainURI	JSON String	URI of the owning domain	Mandatory
capabilitiesURI	JSON String	URI to the capabilities for the object	Mandatory
completionStatus	JSON String	A string indicating if the object is still in the process of being created, and after the operation is complete, if it was created successfully or an error occurred. The value shall be the string "Processing", the string "Complete", or an error string starting with the value "Error".	Mandatory
percentComplete	JSON String	<ul style="list-style-type: none"> When the value of completionStatus is "Processing", this field, if provided, shall indicate the percentage of completion as a numeric integer value from 0 through 100. When the value of completionStatus is "Complete", this field, if provided, shall contain the value "100". When the value of completionStatus is "Error", this field, if provided, may contain any integer value from 0 through 100. 	Optional

Table 88 - Response Message Body - Read a Queue Object using CDMI Content Type (Sheet 2 of 3)

Field Name	Type	Description	Requirement
metadata	JSON Object	Metadata for the queue object. This field includes any user and data system metadata specified in the request message body metadata field, along with storage system metadata generated by the cloud storage system. See Clause 16 for a further description of metadata.	Mandatory
queueValues	JSON String	The range of designators for enqueued values. Every enqueued value shall be assigned a unique, monotonically-incrementing positive integer designator, starting from 0. If no values are enqueued, an empty string shall be returned. If values are enqueued, the lowest designator, followed by a hyphen ("-"), followed by the highest designator shall be returned.	Mandatory
mimetype	JSON Array of JSON Strings	MIME types for each queue object value <ul style="list-style-type: none"> The MIME types of the values are returned, each corresponding to the value in the same position in the JSON array. This field shall only be provided when completionStatus is "Complete" and when one or more values are enqueued. 	Optional
valuerange	JSON Array of JSON Strings	The range of bytes of the queue object values to be returned in the value field <ul style="list-style-type: none"> The value ranges of the values are returned, each corresponding to the value in the same position in the JSON array. If a specific value range has been requested, the entry in the value range field shall correspond to the bytes requested. If the request extends beyond the end of the value, the value range field shall indicate the smaller byte range returned. The valuerange field shall only be provided when the "completionStatus field contains "Complete". 	Optional
valuetransferencoding	JSON Array of JSON String	The value transfer encoding used for each queue object value. Two value transfer encodings are defined: <ul style="list-style-type: none"> "utf-8" indicates that the queue object value contains a valid UTF-8 string, and it shall be transported as a UTF-8 string in the value field. "base64" indicates that the queue object value may contain arbitrary binary sequences, and it shall be transported as a base 64-encoded string in the value field. The value transfer encodings are returned, each corresponding to the value in the same position in the JSON array. <p>The valuetransferencoding field shall only be provided when the completionStatus field contains "Complete".</p>	Optional

Table 88 - Response Message Body - Read a Queue Object using CDMI Content Type (Sheet 3 of 3)

Field Name	Type	Description	Requirement
value	JSON Array of JSON Strings	<p>The oldest enqueued queue object values</p> <ul style="list-style-type: none"> • The values in the JSON array are returned in order from oldest to newest. • If the <code>valuetransferencoding</code> field indicates UTF-8 encoding, the corresponding value field shall contain a UTF-8 string using JSON escaping rules described in RFC 4627. • If the <code>valuetransferencoding</code> field indicates base 64 encoding, the corresponding value field shall contain a base 64-encoded string as described in RFC 4648. • The value field shall only be provided when the <code>completionStatus</code> field contains "Complete". 	Conditional

If individual fields are specified in the GET request, only these fields are returned in the result body. Optional fields that are requested but do not exist are omitted from the result body.

11.3.7 Response Status

[Table 89](#) describes the HTTP status codes that occur when reading a queue object using CDMI content type.

Table 89 - HTTP Status Codes - Read a Queue Object using CDMI Content Type

HTTP Status	Description
200 OK	The queue object content was returned in the response.
302 Found	The URI is a reference to another URI.
400 Bad Request	The request contains invalid parameters or field names.
401 Unauthorized	The authentication credentials are missing or invalid.
403 Forbidden	The client lacks the proper authorization to perform this request.
404 Not Found	The resource was not found at the specified URI.
406 Not Acceptable	The server is unable to provide the object in the content type specified in the <code>Accept</code> header.

11.3.8 Examples

EXAMPLE 1 GET to the queue object URI to read all fields of the queue object:

```
GET /MyContainer/MyQueue HTTP/1.1
Host: cloud.example.com
Accept: application/cdmi-queue
X-CDMI-Specification-Version: 1.0.2
```

The following shows the response.

```
HTTP/1.1 200 OK
Content-Type: application/cdmi-queue
X-CDMI-Specification-Version: 1.0.2

{
  "objectType": "application/cdmi-queue",
  "objectID": "00007E7F00104BE66AB53A9572F9F51E",
  "objectName": "MyQueue",
```

```

    "parentURI": "/MyContainer/",
    "parentID": "0000706D0010B84FAD185C425D8B537E",
    "domainURI": "/cdmi_domains/MyDomain/",
    "capabilitiesURI": "/cdmi_capabilities/queue/",
    "completionStatus": "Complete",
    "metadata": {},
    "queueValues": "1-2",
    "mimetype": [
        "text/plain"
    ],
    "valuerange": [
        "0-19"
    ],
    "valuetransferencoding": [
        "utf-8"
    ],
    "value": [
        "First Enqueued Value"
    ]
}

```

EXAMPLE 2 GET to the queue object URI to read the value and queue items of the queue object:

```

GET /MyContainer/MyQueue?value;queueValues HTTP/1.1
Host: cloud.example.com
Accept: application/cdmi-queue
X-CDMI-Specification-Version: 1.0.2

```

The following shows the response.

```

HTTP/1.1 200 OK
Content-Type: application/cdmi-queue
X-CDMI-Specification-Version: 1.0.2

```

```

{
  "queueValues" : "1-2",
  "value" : [
    "First Enqueued Value"
  ]
}

```

EXAMPLE 3 GET to the queue object URI to read the first five bytes of the value of the queue object:

```

GET /MyContainer/MyQueue?value:0-5 HTTP/1.1
Host: cloud.example.com
Accept: application/cdmi-queue
X-CDMI-Specification-Version: 1.0.2

```

The following shows the response:

```

HTTP/1.1 200 OK
Content-Type: application/cdmi-queue
X-CDMI-Specification-Version: 1.0.2

```

```

{
  "value" : [
    "First"
  ]
}

```

EXAMPLE 4 GET to the queue object URI to read two values of the queue object:

```

GET /MyContainer/MyQueue?mimetype;valuerange;values:2 HTTP/1.1
Host: cloud.example.com
Accept: application/cdmi-queue
X-CDMI-Specification-Version: 1.0.2

```

The following shows the response.

```
HTTP/1.1 200 OK
Content-Type: application/cdm-queue
X-CDMI-Specification-Version: 1.0.2
```

```
{
  "mimetype" : [
    "text/plain",
    "text/plain"
  ],
  "valuerange" : [
    "0-19",
    "0-20"
  ],
  "value" : [
    "First Enqueued Value",
    "Second Enqueued Value"
  ]
}
```

11.4 Update a Queue Object using CDMI Content Type

11.4.1 Synopsis

To update some or all fields in an existing queue object (excluding the enqueueing of values), the following request shall be performed:

```
PUT <root URI>/<ContainerName>/<QueueName>
```

To add, update, and remove specific metadata items of an existing queue object, the following request shall be performed:

```
PUT <root URI>/<ContainerName>/<QueueName>?metadata:<metadataname>;...
```

Where:

- <root URI> is the path to the CDMI cloud.
- <ContainerName> is zero or more intermediate containers.
- <QueueName> is the name of the queue object to be updated.

The object shall also be accessible at <root URI>/cdmi_objectid/<objectID>. An update shall not result in a change to the object ID.

11.4.2 Capability

The following capability describes the supported operations that may be performed when updating an existing queue object:

- Support for the ability to modify the metadata of an existing queue object is indicated by the presence of the `cdmi_modify_metadata` capability in the specified queue object.

11.4.3 Request Headers

The HTTP request headers for updating a CDMI queue object using CDMI content type are shown in [Table 90](#).

Table 90 - Request Headers - Update a Queue Object using CDMI Content Type

Header	Type	Description	Requirement
Content-Type	Header String	"application/cdmi-queue "	Mandatory
X-CDMI-Specification-Version	Header String	A comma-separated list of versions supported by the client, e.g., "1.0.2, 1.5, 2.0"	Mandatory

11.4.4 Request Message Body

The request message body fields for updating a queue object using CDMI content type are shown in [Table 91](#).

Table 91 - Request Message Body - Update a Queue Object using CDMI Content Type

Field Name	Type	Description	Requirement
metadata	JSON Object	Metadata for the queue object. If present, the new metadata specified replaces the existing object metadata. If individual metadata items are specified in the URI, only those items are replaced, with other items being preserved. See Clause 16 for a further description of metadata.	Optional
domainURI	JSON String	URI of the owning domain. If different from the parent domain, the user shall have the "cross_domain" privilege (see <code>cdmi_member_privileges</code> in Table 64). If not specified, the parent domain shall be used.	Optional
deserialize	JSON String	URI of a serialized CDMI queue object that shall be deserialized to update an existing queue object. The object ID of the serialized queue object shall match the object ID of the destination queue object. All enqueued items in the serialized queue object shall be added to the destination queue object.	Optional ^a
copy	JSON String	URI of a CDMI queue object that shall be copied into the existing queue object. Queue Object copy does not copy enqueued items. See 11.6 to copy enqueued items.	Optional ^a
deserializevalue	JSON String	A data object serialized as specified in Clause 15 and encoded using base 64 encoding rules described in RFC 4648 . The object ID of the serialized data object shall match the object ID of the destination data object. All enqueued items in the serialized queue object shall be added to the destination queue object.	Optional ^a
^a Only one of these fields shall be specified in any given operation. Except for value, these fields shall not be stored.			

11.4.5 Response Header

The HTTP response header for updating a CDMI queue object using CDMI content type is shown in [Table 92](#).

Table 92 - Response Header - Update a Queue Object using CDMI Content Type

Header	Type	Description	Requirement
Location	Header String	The server shall respond with the URI that the reference redirects to if the object is a reference.	Conditional

11.4.6 Response Message Body

A response message body may be provided as per [RFC 2616](#).

11.4.7 Response Status

[Table 93](#) describes the HTTP status codes that occur when updating a queue object using CDMI content type.

Table 93 - HTTP Status Codes - Update a Queue Object using CDMI Content Type

HTTP Status	Description
204 No Content	The operation was successful; no data was returned.
302 Found	The URI is a reference to another URI.
400 Bad Request	The request contains invalid parameters or field names.
401 Unauthorized	The authentication credentials are missing or invalid.
403 Forbidden	The client lacks the proper authorization to perform this request.
404 Not Found	The resource was not found at the specified URI.
409 Conflict	The operation conflicts with a non-CDMI access protocol lock or may cause a state transition error on the server.

11.4.8 Example

EXAMPLE PUT to the queue object URI to set new metadata:

```
PUT /MyContainer/MyQueue HTTP/1.1
Host: cloud.example.com
Content-Type: application/cdm-queue
X-CDMI-Specification-Version: 1.0.2

{
  "metadata" : {
  }
}
```

The following shows the response.

```
HTTP/1.1 204 No Content
```

11.5 Delete a Queue Object using CDMI Content Type

11.5.1 Synopsis

To delete an existing queue object, along with all enqueued values, the following request shall be performed:

```
DELETE <root URI>/<ContainerName>/<QueueName>
```

Where:

- <root URI> is the path to the CDMI cloud.
- <ContainerName> is zero or more intermediate containers.
- <QueueName> is the name of the queue object to be deleted.

The object shall also be accessible at <root URI>/cdmi_objectid/<objectID>.

11.5.2 Capability

The following capability describes the supported operations that may be performed when deleting an existing data object:

- Support for the ability to delete an existing queue object is indicated by the presence of the `cdmi_delete_queue` capability in the specified queue object.

11.5.3 Request Header

The HTTP request header for deleting a CDMI queue object using CDMI content type is shown in [Table 94](#).

Table 94 - Request Header - Delete a Queue Object using CDMI Content Type

Header	Type	Description	Requirement
X-CDMI-Specification-Version	Header String	A comma-separated list of versions supported by the client, e.g., "1.0.2, 1.5, 2.0"	Mandatory

11.5.4 Request Message Body

A request message body may be provided as per [RFC 2616](#).

11.5.5 Response Headers

Response headers may be provided as per [RFC 2616](#).

11.5.6 Response Message Body

A response message body may be provided as per [RFC 2616](#).

11.5.7 Response Status

Table 95 describes the HTTP status codes that occur when deleting a queue object using CDMI content type.

Table 95 - HTTP Status Codes - Delete a Queue Object using CDMI Content Type

HTTP Status	Description
204 No Content	The queue object was successfully deleted.
400 Bad Request	The request contains invalid parameters or field names.
401 Unauthorized	The authentication credentials are missing or invalid.
403 Forbidden	The client lacks the proper authorization to perform this request.
404 Not Found	The resource was not found at the specified URI.
409 Conflict	The queue object may not be deleted (may be immutable).

11.5.8 Example

EXAMPLE DELETE to the queue object URI:

```
DELETE /MyContainer/MyQueue HTTP/1.1
Host: cloud.example.com
X-CDMI-Specification-Version: 1.0.2
```

The following shows the response.

```
HTTP/1.1 204 No Content
```

11.6 Enqueue a New Queue Value using CDMI Content Type

11.6.1 Synopsis

To enqueue one or more values into an existing queue object, the following request shall be performed:

```
POST <root URI>/<ContainerName>/<QueueName>
```

Where:

- <root URI> is the path to the CDMI cloud.
- <ContainerName> is zero or more intermediate containers that already exist, with one slash (i.e., "/") between each pair of container names.
- <QueueName> is the name of the queue object to be enqueued into.

The object shall also be accessible at <root URI>/cdmi_objectid/<objectID>.

11.6.2 Capability

The following capability describes the supported operations that may be performed when enqueueing a new value into an existing queue object:

- Support for the ability to modify the value of an existing queue object is indicated by the presence of the `cdmi_modify_value` capability in the specified queue object.

11.6.3 Request Headers

The HTTP request headers for enqueueing a new CDMI queue object value using CDMI content type are shown in [Table 96](#).

Table 96 - Request Headers - Enqueue a New Queue Object Value using CDMI Content Type

Header	Type	Description	Requirement
Content-Type	Header String	"application/cdmi-queue"	Mandatory
X-CDMI-Specification-Version	Header String	A comma-separated list of versions supported by the client, e.g., "1.0.2, 1.5, 2.0"	Mandatory

11.6.4 Request Message Body

The request message body fields for enqueueing a new queue object value using CDMI content type are shown in [Table 97](#).

Table 97 - Request Message Body - Enqueue a New Queue Value using CDMI Content Type (Sheet 1 of 2)

Field Name	Type	Description	Requirement
mimetype	JSON Array of JSON Strings	MIME type(s) of the data value(s) to be enqueued into the queue object. <ul style="list-style-type: none"> This field shall be stored as part of the object. If this field is not specified, the value of "text/plain" shall be assigned as the field value. The same number of array elements shall be present as is present in the value field, and the mimetype field shall be associated with the value in the corresponding position. This mimetype field value shall be converted to lower case before being stored. 	Optional
copy	JSON String	URI of a CDMI data object or queue object from which the value shall be moved and enqueued <ul style="list-style-type: none"> If a URI to a data object is provided, the value, mimetype, and valuetransferencoding field values from the data object are used to enqueue the new item into the queue object, and the data object is atomically deleted. If a URI to a queue object is provided, the corresponding value, mimetype, and valuetransferencoding field values of the specified number of enqueued items are transferred to the queue object and atomically removed from the source queue object. 	Optional ^a
move	JSON String	URI of a CDMI data object or queue object from which the value shall be enqueued, and removed the data object or queue object value at the source URI upon the successful completion of the enqueue	Optional ^a
^a Only one of these fields shall be specified in any given operation. Except for value, these fields shall not be stored. If more than one of these fields is supplied, the server shall respond with a 400 Bad Request error response.			

Table 97 - Request Message Body - Enqueue a New Queue Value using CDMI Content Type (Sheet 2 of 2)

Field Name	Type	Description	Requirement
valuetransferencoding	JSON Array of JSON Strings	<p>The value transfer encoding(s) used for the queue object value(s). Two value transfer encodings are defined:</p> <ul style="list-style-type: none"> "utf-8" indicates that the queue object value contains a valid UTF-8 string, and shall be transported as a UTF-8 string in the value field. "base64" indicates that the queue object value may contain arbitrary binary sequences, and shall be transported as a base 64-encoded string in the value field. Setting the contents of the queue object value field to any value other than a valid base 64 string shall result in error 400 Bad Request being returned to the client. <p>If this field is not specified, the value of "utf-8" shall be assigned as the field value.</p> <p>This field shall be stored as part of the object.</p>	Optional
value	JSON Array of JSON Strings	<p>Data value(s) to be enqueued into the queue object.</p> <ul style="list-style-type: none"> If the corresponding value transfer encoding field indicates UTF-8 encoding, the value shall be a UTF-8 string escaped using the JSON escaping rules described in RFC 4627. If the corresponding value transfer encoding field indicates base 64 encoding, the value shall be first encoded using the base 64 encoding rules as described in RFC 4648. 	Optional ^a
<p>^aOnly one of these fields shall be specified in any given operation. Except for value, these fields shall not be stored. If more than one of these fields is supplied, the server shall respond with a 400 Bad Request error response.</p>			

11.6.5 Response Headers

Response headers may be provided as per [RFC 2616](#).

11.6.6 Response Message Body

A response message body may be provided as per [RFC 2616](#).

11.6.7 Response Status

Table 98 describes the HTTP status codes that occur when enqueueing a new queue object using CDMI content type.

Table 98 - HTTP Status Codes - Enqueue a New Queue Object Value using CDMI Content Type

HTTP Status	Description
204 No Content	The new queue values were enqueued.
400 Bad Request	The request contains invalid parameters or field names.
401 Unauthorized	The authentication credentials are missing or invalid.
403 Forbidden	The client lacks the proper authorization to perform this request.
404 Not Found	The resource was not found at the specified URI.
409 Conflict	The operation conflicts with a non-CDMI access protocol lock or may cause a state transition error on the server.

11.6.8 Examples

EXAMPLE 1 POST to the queue object URI a new value:

```
POST /MyContainer/MyQueue HTTP/1.1
Host: cloud.example.com
Content-Type: application/cdmi-queue
X-CDMI-Specification-Version: 1.0.2
```

```
{
  "mimetype" : [
    "text/plain"
  ],
  "value" : [
    "Value to Enqueue"
  ]
}
```

The following shows the response.

```
HTTP/1.1 204 No Content
```

EXAMPLE 2 POST to the queue object URI to copy an existing value:

```
POST /MyContainer/MyQueue HTTP/1.1
Host: cloud.example.com
Content-Type: application/cdmi-object
X-CDMI-Specification-Version: 1.0.2
```

```
{
  "copy" : "/MyContainer/MyDataObject"
}
```

The following shows the response.

```
HTTP/1.1 204 No Content
```

EXAMPLE 3 POST to the queue object URI to transfer twenty values from another queue object:

```

POST /MyContainer/MyQueue HTTP/1.1
Host: cloud.example.com
Content-Type: application/cdm-object
X-CDMI-Specification-Version: 1.0.2

{
  "move" : "/MyContainer/FirstQueue?values:20"
}

```

The following shows the response.

```
HTTP/1.1 204 No Content
```

EXAMPLE 4 POST to the queue object URI two new values:

```

POST /MyContainer/MyQueue
HTTP/1.1 Host: cloud.example.com
Content-Type: application/cdm-object
X-CDMI-Specification-Version: 1.0.2

{
  "mimetype" : [
    "text/plain",
    "text/plain"
  ],
  "value" : [
    "First",
    "Second"
  ]
}

```

The following shows the response.

```
HTTP/1.1 204 No Content
```

EXAMPLE 5 POST to the queue object URI two new values, one with base 64 transfer encoding and one with utf-8 transfer encoding:

```

POST /MyContainer/MyQueue HTTP/1.1
Host: cloud.example.com
Content-Type: application/cdm-object
X-CDMI-Specification-Version: 1.0.2

{
  "mimetype": [
    "text/plain",
    "text/plain"
  ],
  "valuetransferencoding": [
    "utf-8",
    "base64"
  ],
  "value": [
    "First",
    "U2Vjb25k"
  ]
}

```

The following shows the response.

```
HTTP/1.1 204 No Content
```

11.7 Delete a Queue Object Value using CDMI Content Type

11.7.1 Synopsis

To delete one or more of the oldest enqueued values in an existing queue, the following request shall be performed:

```
DELETE <root URI>/<ContainerName>/<QueueName>?value
DELETE <root URI>/<ContainerName>/<QueueName>?values:<count>
```

Where:

- <root URI> is the path to the CDMI cloud.
- <ContainerName> is zero or more intermediate containers.
- <QueueName> is the name of the queue object to be deleted.
- <count> is the number of values, starting from the oldest, to be removed from the queue object. If more queue object entries are requested to be deleted than exist in the queue object, the count shall be considered equal to the number of entries in the queue object.

The object shall also be accessible at <root URI>/cdmi_objectid/<objectID>.

The "?value" suffix at the end of the queue resource URI shall be included to distinguish the deletion of the oldest value from the deletion of the queue object itself, as described in 11.5 (which deletes all enqueued values).

11.7.2 Capability

The following capability describes the supported operations that may be performed when deleting an existing data object:

- Support for the ability to modify the value of an existing queue object is indicated by the presence of the `cdmi_modify_value` capability in the specified queue object.

11.7.3 Request Header

The HTTP request header for deleting a CDMI queue object value using CDMI content type is shown in Table 99.

Table 99 - Request Header - Delete a Queue Object Value using CDMI Content Type

Header	Type	Description	Requirement
X-CDMI-Specification-Version	Header String	A comma-separated list of versions supported by the client, e.g., "1.0.2, 1.5, 2.0"	Mandatory

11.7.4 Request Message Body

A request message body may be provided as per RFC 2616.

11.7.5 Response Headers

Response headers may be provided as per RFC 2616.

11.7.6 Response Message Body

A response message body may be provided as per RFC 2616.

11.7.7 Response Status

Table 100 describes the HTTP status codes that occur when deleting a queue object using CDMI content type.

Table 100 - HTTP Status Codes - Delete a Queue Object Value using CDMI Content Type

HTTP Status	Description
204 No Content	The queue object value was successfully deleted.
400 Bad Request	The request contains invalid parameters or field names.
401 Unauthorized	The authentication credentials are missing or invalid.
403 Forbidden	The client lacks the proper authorization to perform this request.
404 Not Found	The resource was not found at the specified URI.
409 Conflict	The queue object may not be deleted (may be immutable).

11.7.8 Example

EXAMPLE DELETE to the queue object URI value to access the next enqueued value:

```
DELETE /MyContainer/MyQueue?value HTTP/1.1
Host: cloud.example.com
X-CDMI-Specification-Version: 1.0.2
```

The following shows the response.

```
HTTP/1.1 204 No Content
```

12 Capability Object Resource Operations

12.1 Overview

Capability objects allow a CDMI™ client to discover what subset of this international standard is implemented by a CDMI provider.

For each URI in a cloud storage system, the set of interactions that the system is capable of performing for that URI are described by the presence of named "capabilities". Each capability present for a given URI indicates what functionality the cloud storage system will allow against that URI. Capabilities are always static.

Capabilities may differ from the operations permitted by an Access Control List (ACL) (see 16.1) associated with a given URI, e.g., a read-only cloud may not permit write access to a container or object, despite the presence of an ACL allowing write access.

Cloud clients may use capabilities to discover what operations are supported. If an operation is attempted on a CDMI object that does not have a corresponding capability, an HTTP 400 status code shall be returned to the client. All CDMI-compliant cloud storage systems shall implement the ability to read capabilities, but support for the functionality indicated by each capability is optional.

Every CDMI data object, container object, domain object, and queue object shall have a capabilitiesURI field that contains a valid URI of a capabilities object. Within the capabilities object, the name of each capability confers a specific meaning that has been agreed to between the cloud storage provider and the cloud storage consumer.

The capabilities defined as part of this international standard are described starting in 12.1.1 "Cloud Storage System-Wide Capabilities". Vendor-defined capabilities not specified in this international standard shall not start with "cdmi_".

Figure 7 shows the hierarchy of capabilities in an offering and how the capabilitiesURI links data objects and container objects into the capabilities tree.

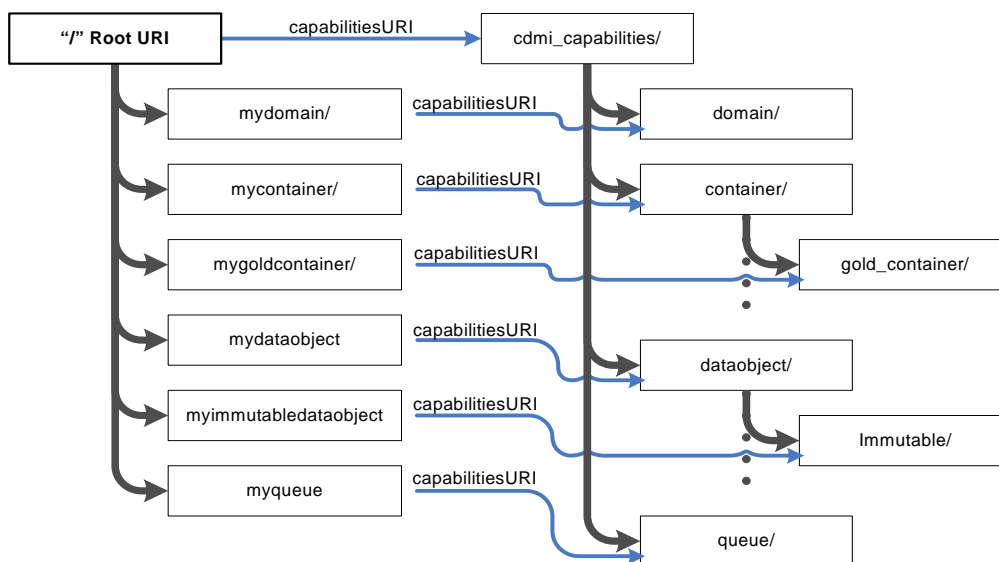


Figure 7 - Hierarchy of Capabilities

The capabilities container within the capabilities tree to which an object is linked is based on the type of the object and the data system metadata fields present in the object.

EXAMPLE A container with no data system metadata fields specified may map to the "container" capabilities entry.

As an option, a CDMI implementation may map a container to a "gold_container" capabilities entry, if a data system metadata field is present and set to a given value, such as if the `cdmi_data_redundancy` field was set to the value of "4". This permits a cloud provider to create profiles of data system metadata fields and values.

Capabilities do not have a CDMI metadata field.

12.1.1 Cloud Storage System-Wide Capabilities

Table 101 defines the system-wide capabilities in a cloud storage system. These capabilities, which are found in the capabilities object, are referred to by the root URI (root capabilities).

Table 101 - System-Wide Capabilities (Sheet 1 of 3)

Capability Name	Type	Definition
<code>cdmi_domains</code>	JSON String	If present and "true", indicates that the cloud storage system supports domains. If not present, the <code>domainURI</code> field shall not be present in response message bodies and the <code>cdmi_domains</code> URI shall not be present.
<code>cdmi_export_cifs</code>	JSON String	If present and "true", this capability indicates that the cloud storage system supports CIFS exports.
<code>cdmi_dataobjects</code>	JSON String	If present and "true", this capability indicates that the cloud storage system supports data objects.
<code>cdmi_export_iscsi</code>	JSON String	If present and "true", this capability indicates that the cloud storage system supports iSCSI exports.
<code>cdmi_export_nfs</code>	JSON String	If present and "true", this capability indicates that the cloud storage system supports NFS protocol exports.
<code>cdmi_export_occi_iscsi</code>	JSON String	If present and "true", this capability indicates that the cloud storage system supports OCCI/iSCSI exports.
<code>cdmi_export_webdav</code>	JSON String	If present and "true", this capability indicates that the cloud storage system supports WebDAV exports.
<code>cdmi_metadata_maxitems</code>	JSON String	If present, this capability indicates the maximum number of user-defined metadata items supported per object. If absent, there is no limit placed on the number of user-defined metadata items.
<code>cdmi_metadata_maxsize</code>	JSON String	If present, this capability indicates the maximum size, in bytes, of each user-defined metadata item supported per object. If absent, there is no limit placed on the size of user-defined metadata items.
<code>cdmi_metadata_maxtotalsize</code>	JSON String	If present, this capability indicates the maximum size, in bytes, of user-defined metadata supported by the cloud storage system. If absent, there is no limit placed on the size of user-defined metadata.
<code>cdmi_notification</code>	JSON String	If present and "true", this capability indicates that the cloud storage system supports notification queues.
<code>cdmi_logging</code>	JSON String	If present and "true", this capability indicates that the cloud storage system supports logging queues.
<code>cdmi_query</code>	JSON String	If present and "true", this capability indicates that the cloud storage system supports query queues.

Table 101 - System-Wide Capabilities (Sheet 2 of 3)

Capability Name	Type	Definition
cdmi_query_regex	JSON String	If present and "true", this capability indicates that the cloud storage system supports query with regular expressions.
cdmi_query_contains	JSON String	If present and "true", this capability indicates that the cloud storage system supports query with "contains" expressions.
cdmi_query_tags	JSON String	If present and "true", this capability indicates that the cloud storage system supports query with tag-matching expressions.
cdmi_query_value	JSON String	If present and "true", this capability indicates that the cloud storage system supports query of value fields.
cdmi_queues	JSON String	If present and "true", this capability indicates that the cloud storage system supports queue objects.
cdmi_security_access_control	JSON String	If present and "true", this capability indicates that the cloud storage system supports ACLs. See 12.1.3 for additional information.
cdmi_security_audit	JSON String	If present and "true", this capability indicates that the cloud storage system supports audit logging. See 20.3 for additional information.
cdmi_security_data_integrity	JSON String	If present and "true", this capability indicates that the cloud storage system supports data integrity/authenticity. See 12.1.3 for additional information.
cdmi_security_encryption	JSON String	If present and "true", this capability indicates that the cloud storage system supports data at-rest encryption. See 12.1.3 for additional information.
cdmi_security_immutability	JSON String	If present and "true", this capability indicates that the cloud storage system supports data immutability/retentions. See 12.1.3 for additional information.
cdmi_security_sanitization	JSON String	If present and "true", this capability indicates that the cloud storage system supports data/media sanitization. See 12.1.3 for additional information.
cdmi_serialization_json	JSON String	If present and "true", this capability indicates that the cloud storage system supports JSON as a serialization format.
cdmi_snapshots	JSON String	If present and "true", this capability indicates that the cloud storage system supports snapshots.
cdmi_references	JSON String	If present and "true", this capability indicates that the cloud storage system supports references.
cdmi_object_move_from_local	JSON String	If present and "true", this capability indicates that the cloud storage system supports moving CDMI objects from URIs within the same storage system.
cdmi_object_move_from_remote	JSON String	If present and "true", this capability indicates that the cloud storage system supports moving CDMI objects from URIs within other CDMI storage systems.
cdmi_object_move_from_ID	JSON String	If present and "true", this capability indicates that the cloud storage system supports moving CDMI objects without a path from a /cdmi_objectid/ URI within the same storage system. This effectively adds a path, allowing the object to be accessed by ID and by path.

Table 101 - System-Wide Capabilities (Sheet 3 of 3)

Capability Name	Type	Definition
cdmi_object_move_to_ID	JSON String	If present and "true", this capability indicates that the cloud storage system supports moving CDMI objects with a path to a /cdmi_objectid/ URI within the same storage system. This effectively removes the path, leaving the object only accessible by ID.
cdmi_object_copy_from_local	JSON String	If present and "true", this capability indicates that the cloud storage system supports copying CDMI objects from URIs within the same storage system.
cdmi_object_copy_from_remote	JSON String	If present and "true", this capability indicates that the cloud storage system supports copying CDMI objects from URIs within other CDMI storage systems.
cdmi_object_access_by_ID	JSON String	If present and "true", this capability indicates that objects can be accessed, updated, and deleted through "/cdmi_objectid/".
cdmi_post_dataobject_by_ID	JSON String	If present and "true", this capability indicates that the system allows a new data object by ID to be added via POST to "/cdmi_objectid/".
cdmi_post_queue_by_ID	JSON String	If present and "true", this capability indicates that the system allows a new queue object by ID to be added via POST to "/cdmi_objectid/".
cdmi_deserialize_dataobject_by_ID	JSON String	If present and "true", this capability indicates that the system allows the deserialization of serialized data objects when creating a new data object by ID via POST to "/cdmi_objectid/".
cdmi_deserialize_queue_by_ID	JSON String	If present and "true", this capability indicates that the system allows the deserialization of serialized queue objects when creating a new queue object by ID via POST to "/cdmi_objectid/".
cdmi_serialize_dataobject_to_ID	JSON String	If present and "true", this capability indicates that the system allows the serialization of data objects when creating a new data object by ID via POST to "/cdmi_objectid/".
cdmi_serialize_domain_to_ID	JSON String	If present and "true", this capability indicates that the system allows the serialization of domain objects when creating a new data object by ID via POST to "/cdmi_objectid/".
cdmi_serialize_container_to_ID	JSON String	If present and "true", this capability indicates that the system allows the serialization of container objects when creating a new data object by ID via POST to "/cdmi_objectid/".
cdmi_serialize_queue_to_ID	JSON String	If present and "true", this capability indicates that the system allows the serialization of queue objects when creating a new data object by ID via POST to "/cdmi_objectid/".
cdmi_copy_dataobject_by_ID	JSON String	If present and "true", this capability indicates that the system allows the copying of an existing data object when creating a new data object by ID via POST to "/cdmi_objectid/".
cdmi_copy_queue_by_ID	JSON String	If present and "true", this capability indicates that the system allows the copying of an existing queue object when creating a new queue object by ID via POST to "/cdmi_objectid/".
cdmi_create_reference_by_ID	JSON String	If present and "true", this capability indicates that the system allows the creation of a new reference by ID a new child reference to be created via POST to "/cdmi_objectid/".

12.1.2 Storage System Metadata Capabilities

Table 102 defines the capabilities for storage system metadata in a cloud storage system. These capabilities are found in the capabilities objects for domains, data objects, containers, and queues. See 16.3 for a description of these storage system metadata items.

Table 102 - Capabilities for Storage System Metadata

Capability Name	Type	Definition
cdmi_acl	JSON String	If present and "true", this capability indicates that the cloud storage system supports ACLs. When a CDMI implementation supports ACLs for the purpose of access control, the system-wide capability of cdmi_security_access_control specified in Table 102 of 12.1.1 shall be set to "true". Otherwise, it shall not be present, indicating that there is no support for access control.
cdmi_size	JSON String	If present and "true", this capability indicates that the cloud storage system shall generate a cdmi_size storage system metadata for each stored object.
cdmi_ctime	JSON String	If present and "true", this capability indicates that the cloud storage system shall generate a cdmi_ctime storage system metadata for each stored object.
cdmi_atime	JSON String	If present and "true", this capability indicates that the cloud storage system shall generate a cdmi_atime storage system metadata for each stored object.
cdmi_mtime	JSON String	If present and "true", this capability indicates that the cloud storage system shall generate a cdmi_mtime storage system metadata for each stored object.
cdmi_acount	JSON String	If present and "true", this capability indicates that the cloud storage system shall generate a cdmi_acount storage system metadata for each stored object.
cdmi_mcount	JSON String	If present and "true", this capability indicates that the cloud storage system shall generate a cdmi_mcount storage system metadata for each stored object.

12.1.3 Data System Metadata Capabilities

Table 103 defines the capabilities that indicate which data system metadata items are supported for objects stored in a cloud storage system. These capabilities are found in the capabilities objects for domains, data objects, containers, and queues. See 16.4 (Table 117) for a description of the meaning of the corresponding data system metadata items.

Table 103 - Capabilities for Data System Metadata (Sheet 1 of 4)

Capability Name	Type	Definition
cdmi_assignedsize	JSON String	When the cloud storage system supports the cdmi_assignedsize data system metadata as defined in 16.4, the cdmi_assignedsize capability shall be present and set to the string value "true". When this capability is absent, or present and set to the string value "false", cdmi_assignedsize data system metadata shall not be used.

Table 103 - Capabilities for Data System Metadata (Sheet 2 of 4)

Capability Name	Type	Definition
cdmi_data_redundancy	JSON String	When the cloud storage system supports the <code>cdmi_data_redundancy</code> data system metadata as defined in 16.4, the <code>cdmi_data_redundancy</code> capability shall be present and set to a positive numeric string representing the maximum value that the server supports. When this capability is absent, or present and set to an empty string value "", <code>cdmi_data_redundancy</code> data system metadata shall not be used.
cdmi_data_dispersion	JSON String	When the cloud storage system supports the <code>cdmi_data_dispersion</code> data system metadata as defined in 16.4, the <code>cdmi_data_dispersion</code> capability shall be present and set to the string value "true". When this capability is absent, or present and set to the string value "false", <code>cdmi_data_dispersion</code> data system metadata shall not be used.
cdmi_data_retention	JSON String	When the cloud storage system supports both the <code>cdmi_retention_id</code> and <code>cdmi_retention_period</code> data system metadata as defined in 16.4, the <code>cdmi_data_retention</code> capability shall be present and set to the string value "true". When this capability is absent, or present and set to the string value "false", <code>cdmi_retention_id</code> and <code>cdmi_retention_period</code> data system metadata shall not be used.
cdmi_data_autodelete	JSON String	When the cloud storage system supports the <code>cdmi_data_autodelete</code> data system metadata as defined in 16.4, the <code>cdmi_data_autodelete</code> capability shall be present and set to the string value "true". When this capability is absent, or present and set to the string value "false", <code>cdmi_data_autodelete</code> data system metadata shall not be used.
cdmi_data_holds	JSON String	When the cloud storage system supports the <code>cdmi_hold_id</code> data system metadata as defined in 16.4, the <code>cdmi_data_holds</code> capability shall be present and set to the string value "true". When this capability is absent, or present and set to the string value "false", <code>cdmi_data_holds</code> data system metadata shall not be used. When a cloud storage system supports holds for the purpose of making data immutable, the system-wide capability of <code>cdmi_security_immutability</code> specified in Table 101 of 12.1.1 shall be present and set to "true".
cdmi_encryption	JSON Array	When the cloud storage system supports the <code>cdmi_encryption</code> data system metadata as defined in 16.4, the <code>cdmi_encryption</code> capability shall be present and set to one or more values described in the <code>cdmi_encryption</code> data system metadata section in 16.4. When this capability is absent, or present and is an empty JSON array, <code>cdmi_encryption</code> data system metadata shall not be used. When a cloud storage system supports at-rest encryption, the system-wide capability of <code>cdmi_security_encryption</code> specified in Table 101 of 12.1.1 shall be present and set to "true".
cdmi_geographic_placement	JSON String	When the cloud storage system supports the <code>cdmi_geographic_placement</code> data system metadata as defined in 16.4, the <code>cdmi_geographic_placement</code> capability shall be present and set to the string value "true". When this capability is absent, or present and set to the string value "false", <code>cdmi_geographic_placement</code> data system metadata shall not be used.

Table 103 - Capabilities for Data System Metadata (Sheet 3 of 4)

Capability Name	Type	Definition
cdmi_immediate_redundancy	JSON String	When the cloud storage system supports the cdmi_immediate_redundancy data system metadata as defined in 16.4, the cdmi_immediate_redundancy capability shall be present and set to a positive numeric string representing the maximum value that the server supports. When this capability is absent, or present and set to an empty string value "", cdmi_immediate_redundancy data system metadata shall not be used.
cdmi_infrastructure_redundancy	JSON String	When the cloud storage system supports the cdmi_infrastructure_redundancy data system metadata as defined in 16.4, the cdmi_infrastructure_redundancy capability shall be present and set to a positive numeric string representing the maximum value that the server supports. When this capability is absent, or present and set to an empty string value "", cdmi_infrastructure_redundancy data system metadata shall not be used.
cdmi_latency	JSON String	When the cloud storage system supports the cdmi_latency data system metadata as defined in 16.4, the cdmi_latency capability shall be present and set to the string value "true". When this capability is absent, or present and set to the string value "false", cdmi_latency data system metadata shall not be used..
cdmi_RPO	JSON String	When the cloud storage system supports the cdmi_RPO data system metadata as defined in 16.4, the cdmi_RPO capability shall be present and set to the string value "true". When this capability is absent, or present and set to the string value "false", cdmi_RPO data system metadata shall not be used.
cdmi_RTO	JSON String	When the cloud storage system supports the cdmi_RTO data system metadata as defined in 16.4, the cdmi_RTO capability shall be present and set to the string value "true". When this capability is absent, or present and set to the string value "false", cdmi_RTO data system metadata shall not be used.
cdmi_sanitization_method	JSON Array	When the cloud storage system supports the cdmi_sanitization_method data system metadata as defined in 16.4, the cdmi_sanitization_method capability shall be present and set to one or more values described in the cdmi_sanitization_method data system metadata section in 16.4. When this capability is absent, or present and is an empty JSON array, cdmi_sanitization_method data system metadata shall not be used. When a cloud storage system supports sanitization, the system-wide capability of cdmi_security_sanitization specified in Table 101 of 12.1.1 shall be present and set to "true".
cdmi_throughput	JSON String	When the cloud storage system supports the cdmi_throughput data system metadata as defined in 16.4, the cdmi_throughput capability shall be present and set to the string value "true". When this capability is absent, or present and set to the string value "false", cdmi_throughput data system metadata shall not be used.

Table 103 - Capabilities for Data System Metadata (Sheet 4 of 4)

Capability Name	Type	Definition
cdmi_value_hash	JSON Array	<p>When the cloud storage system supports the cdmi_value_hash data system metadata as defined in 16.4, the cdmi_value_hash capability shall be present and set to one or more values described in the cdmi_value_hash data system metadata section in 16.4. When this capability is absent, or present and is an empty JSON array, cdmi_value_hash data system metadata shall not be used.</p> <p>When a cloud storage system supports value hashing, the system-wide capability of cdmi_security_data_integrity specified in Table 101 of 12.1.1 shall be present and set to "true".</p>

12.1.4 Data Object Capabilities

Table 104 defines the capabilities for data objects in a cloud storage system.

Table 104 - Capabilities for Data Objects

Capability Name	Type	Definition
cdmi_read_value	JSON String	If present and "true", this capability indicates that the object's value may be read.
cdmi_read_value_range	JSON String	If present and "true", this capability indicates that the object's value may be read with byte ranges.
cdmi_read_metadata	JSON String	If present and "true", this capability indicates that the object's metadata may be read.
cdmi_modify_value	JSON String	If present and "true", this capability indicates that the object's value may be modified.
cdmi_modify_value_range	JSON String	If present and "true", this capability indicates that the object's value may be modified with byte ranges.
cdmi_modify_metadata	JSON String	If present and "true", this capability indicates that the object's metadata may be modified.
cdmi_modify_deserialize_dataobject	JSON String	If present and "true", this capability indicates that the data object permits the deserialization of a serialized data object into the data object as an update.
cdmi_delete_dataobject	JSON String	If present and "true", this capability indicates that the object may be deleted.

12.1.5 Container Capabilities

Table 105 defines the capabilities for containers in a cloud storage system.

Table 105 - Capabilities for Containers (Sheet 1 of 3)

Capability Name	Type	Definition
cdmi_list_children	JSON String	If present and "true", this capability indicates that the container's children may be listed.
cdmi_list_children_range	JSON String	If present and "true", this capability indicates that the container's children may be listed with ranges.
cdmi_read_metadata	JSON String	If present and "true", this capability indicates that the container's metadata may be read.

Table 105 - Capabilities for Containers (Sheet 2 of 3)

Capability Name	Type	Definition
cdmi_modify_metadata	JSON String	If present and "true", this capability indicates that the container's metadata may be modified.
cdmi_modify_deserialize_container	JSON String	If present and "true", this capability indicates that the container object permits the deserialization of a serialized container object into the container object as an update.
cdmi_snapshot	JSON String	If present and "true", this capability indicates that the container allows a new snapshot to be created.
cdmi_serialize_dataobject	JSON String	If present and "true", this capability indicates that the object may be serialized.
cdmi_serialize_container	JSON String	If present and "true", this capability indicates that the container and all children's contents may be serialized.
cdmi_serialize_queue	JSON String	If present and "true", this capability indicates that the queue may be serialized.
cdmi_serialize_domain	JSON String	If present and "true", this capability indicates that the domain and all child domains may be serialized.
cdmi_deserialize_container	JSON String	If present and "true", this capability indicates that the container permits the deserialization of serialized containers and associated serialized children into the container
cdmi_deserialize_queue	JSON String	If present and "true", this capability indicates that the container permits the deserialization of serialized queues into the container.
cdmi_deserialize_dataobject	JSON String	If present and "true", this capability indicates that the container permits the deserialization of serialized data objects into the container.
cdmi_create_dataobject	JSON String	If present and "true", this capability indicates that the container allows a new object to be added.
cdmi_post_dataobject	JSON String	If present and "true", this capability indicates that the container allows a new object to be added via POST.
cdmi_post_queue	JSON String	If present and "true", this capability indicates that the container allows a new queue to be added via POST.
cdmi_create_container	JSON String	If present and "true", this capability indicates that the container allows a new container to be created via PUT.
cdmi_create_queue	JSON String	If present and "true", this capability indicates that the container allows queues to be created.
cdmi_create_reference	JSON String	If present and "true", this capability indicates that the container allows a new child reference to be created via PUT.
cdmi_export_container_cifs	JSON String	If present and "true", the container can be exported as a file system via CIFS.
cdmi_export_container_nfs	JSON String	If present and "true", the container can be exported as a file system via NFS.
cdmi_export_container_iscsi	JSON String	If present and "true", the container can be exported as a file system via iSCSI.
cdmi_export_container_occi	JSON String	If present and "true", the container can be exported as a file system via OCCI.
cdmi_export_container_webdav	JSON String	If present and "true", the container can be exported as a file system via WebDAV.

Table 105 - Capabilities for Containers (Sheet 3 of 3)

Capability Name	Type	Definition
cdmi_delete_container	JSON String	If present and "true", this capability indicates that the container may be deleted.
cdmi_move_container	JSON String	If present and "true", this capability indicates that a container object may be moved into the container.
cdmi_copy_container	JSON String	If present and "true", this capability indicates that a container object may be copied into the container.
cdmi_move_dataobject	JSON String	If present and "true", this capability indicates that a data object may be moved into the container.
cdmi_copy_dataobject	JSON String	If present and "true", this capability indicates that a data object may be copied into the container.

12.1.6 Domain Object Capabilities

Table 106 defines the capabilities for domains in a cloud storage system. (All capabilities refer to what may be done via CDMI content-type operations.)

Table 106 - Capabilities for Domain Objects

Capability Name	Type	Definition
cdmi_create_domain	JSON String	If present and "true", this capability indicates that the domain allows a new subdomain to be added.
cdmi_delete_domain	JSON String	If present and "true", this capability indicates that the domain may be deleted.
cdmi_domain_summary	JSON String	If present and "true", this capability indicates that the domain supports domain summaries.
cdmi_domain_members	JSON String	If present and "true", this capability indicates that the domain supports domain user management.
cdmi_list_children	JSON String	If present and "true", this capability indicates that the domain's children may be listed.
cdmi_read_metadata	JSON String	If present and "true", this capability indicates that the domain's metadata may be read.
cdmi_modify_metadata	JSON String	If present and "true", this capability indicates that the domain's metadata may be modified.
cdmi_modify_deserialize_domain	JSON String	If present and "true", this capability indicates that the domain object permits the deserialization of a serialized domain object into the domain object as an update.
cdmi_copy_domain	JSON String	If present and "true", this capability indicates that the domain may be copied (via PUT) to another URI.
cdmi_deserialize_domain	JSON String	If present and "true", this capability indicates that the domain permits the deserialization of serialized domains and associated serialized children into the domain.

12.1.7 Queue Object Capabilities

Table 107 defines the capabilities for queue objects in a cloud storage system.

Table 107 - Capabilities for Queue Objects

Capability Name	Type	Definition
cdmi_read_value	JSON String	If present and "true", this capability indicates that the queue's value may be read.
cdmi_read_metadata	JSON String	If present and "true", this capability indicates that the queue's metadata may be read.
cdmi_modify_value	JSON String	If present and "true", this capability indicates that the queue's value may be modified.
cdmi_modify_metadata	JSON String	If present and "true", this capability indicates that the queue's metadata may be modified.
cdmi_modify_deserialize_queue	JSON String	If present and "true", this capability indicates that the queue permits the deserialization of a serialized queue into the queue as an update.
cdmi_delete_queue	JSON String	If present and "true", this capability indicates that the queue may be deleted.
cdmi_move_queue	JSON String	If present and "true", this capability indicates that the queue may be moved to another URI.
cdmi_copy_queue	JSON String	If present and "true", this capability indicates that the queue may be copied to another URI.
cdmi_reference_queue	JSON String	If present and "true", this capability indicates that the queue may be referenced from another queue.

12.1.8 Capability Object Representations

The representations in this clause are shown using JSON notation. Both clients and servers shall support UTF-8 JSON representation. The request and response message body JSON fields may be specified or returned in any order, with the exception that, if present, for capability objects, the childrenrange and children fields shall appear last and in that order.

12.2 Read a Capabilities Object using CDMI Content Type

12.2.1 Synopsis

To read all fields from an existing capability object, the following request shall be performed:

```
GET <root URI>/cdmi_capabilities/<Capability>/<TheCapability>/
```

To read one or more requested fields from an existing capability object, one of the following requests shall be performed:

```
GET <root URI>/cdmi_capabilities/<Capability>/<TheCapability>/
  ?<fieldname>;<fieldname>
GET <root URI>/cdmi_capabilities/<Capability>/<TheCapability>/?children:<range>
```

Where:

- <root URI> is the path to the CDMI cloud.
- <Capability> is zero or more intermediate capabilities containers.
- <TheCapability> is the name specified for the capabilities to be read from.

- <fieldname> is the name of a field.
- <range> is a numeric range within the list of children.

The object shall also be accessible at <root URI>/cdmi_objectid/<objectID>/.

12.2.2 Capability

The following capability describes the supported operations that may be performed when reading an existing capabilities object:

- All CDMI implementations shall permit clients to read all fields of all capabilities objects.

12.2.3 Request Headers

The HTTP request headers for reading a CDMI capabilities object using CDMI content type are shown in [Table 108](#).

Table 108 - Request Headers - Read a Capabilities Object using CDMI Content Type

Header	Type	Description	Requirement
Accept	Header String	"application/cdmi-capability" or a consistent value as per clause 5.13.2	Optional
X-CDMI-Specification-Version	String Array	A comma-separated list of versions supported by the client, e.g., "1.0.2, 1.5, 2.0"	Mandatory

12.2.4 Request Message Body

A request message body shall not be provided.

12.2.5 Response Headers

The HTTP response headers for reading a CDMI capabilities object using CDMI content type are shown in [Table 109](#).

Table 109 - Response Headers - Read a Capabilities Object using CDMI Content Type

Header	Type	Description	Requirement
X-CDMI-Specification-Version	Header String	The server shall respond with the highest version supported by both the client and the server, e.g., "1.0.2". If the server does not support any of the versions supported by the client, the server shall return a 400 Bad Request status code.	Mandatory
Content-Type	Header String	"application/cdmi-capability"	Mandatory

12.2.6 Response Message Body

The response message body fields for reading a CDMI capabilities object using CDMI content type are shown in [Table 110](#).

Table 110 - Response Message Body - Read a Capabilities Object using CDMI Content Type

Field Name	Type	Description	Requirement
objectType	JSON String	"application/cdmi-capability"	Mandatory
objectID	JSON String	Object ID of the object	Mandatory
objectName	JSON String	Name of the object	Mandatory
parentURI	JSON String	URI for the parent object	Mandatory
parentID	JSON String	Object ID of the parent container object	Mandatory
capabilities	JSON Object	The capabilities supported by the corresponding object. Capabilities in the "/cdmi_capabilities/" object are system-wide capabilities. Capabilities found in children objects under "/cdmi_capabilities/" correspond to the capabilities of a specific subset of objects. Each capability is expressed as a JSON string.	Mandatory
childrenrange	JSON String	The child capabilities of the capability expressed as a range. If a range of child capabilities is requested, this field indicates the children returned as a range.	Mandatory
children	JSON Array	Names of the children capabilities objects. For the root container capabilities, this includes "domain/", "container/", "dataobject/", and "queue/". Within each of these capabilities objects, further more specialized capabilities profiles may be specified by the cloud storage system.	Mandatory

If individual fields are specified in the GET request, only these fields are returned in the result body. Optional fields that are requested but do not exist are omitted from the result body.

12.2.7 Response Status

[Table 111](#) describes the HTTP status codes that occur when reading a capabilities object using CDMI content type.

Table 111 - HTTP Status Codes - Read a Capabilities Object using CDMI Content Type

HTTP Status	Description
200 OK	The capabilities object content was returned in the response.
400 Bad Request	The request contains invalid parameters or field names.
401 Unauthorized	The authentication credentials are missing or invalid.
403 Forbidden	The client lacks the proper authorization to perform this request.
404 Not Found	The resource was not found at the specified URI.
406 Not Acceptable	The server is unable to provide the object in the content type specified in the Accept header.

12.2.8 Examples

EXAMPLE 1 GET to the root container capabilities URI to read all fields of the container:

```
GET /cdmi_capabilities/ HTTP/1.1
Host: cloud.example.com
Accept: application/cdmi-capability
X-CDMI-Specification-Version: 1.0.2
```

The following shows the response.

```
HTTP/1.1 200 OK
Content-Type: application/cdmi-capability
X-CDMI-Specification-Version: 1.0.2

{
  "objectType" : "application/cdmi-capability",
  "objectID" : "00007E7F00104BE66AB53A9572F9F51E",
  "objectName" : "cdmi_capabilities/",
  "parentURI" : "/",
  "parentID" : "00007E7F0010128E42D87EE34F5A6560",
  "capabilities" : {
    "cdmi_domains" : "true",
    "cdmi_export_nfs" : "true",
    "cdmi_export_iscsi" : "true",
    "cdmi_queues" : "true",
    "cdmi_notification" : "true",
    "cdmi_query" : "true",
    "cdmi_metadata_maxsize" : "4096",
    "cdmi_metadata_maxitems" : "1024"
  },
  "childrenrange" : "0-3",
  "children" : [
    "domain/",
    "container/",
    "dataobject/",
    "queue/"
  ]
}
```

EXAMPLE 2 GET to the root container capabilities URI to read the capabilities and children of the container:

```
GET /cdmi_capabilities/?capabilities;children HTTP/1.1
Host: cloud.example.com
Accept: application/cdmi-capability
X-CDMI-Specification-Version: 1.0.2
```

The following shows the response.

```
HTTP/1.1 200 OK
Content-Type: application/cdmi-capability
X-CDMI-Specification-Version: 1.0.2

{
  "capabilities" : {
    "cdmi_domains" : "true",
    "cdmi_export_nfs" : "true",
    "cdmi_export_iscsi" : "true",
    "cdmi_queues" : "true",
    "cdmi_notification" : "true",
    "cdmi_query" : "true",
    "cdmi_metadata_maxsize" : "4096",
    "cdmi_metadata_maxitems" : "1024"
  },
  "children" : [
    "domain/",
    "container/",
    "dataobject/",
  ]
}
```

```
    "queue/"  
  ]  
}
```

EXAMPLE 3 GET to the root container capabilities URI to read the first two children of the container:

```
GET /cdmi_capabilities/?childrenrange;children:0-1 HTTP/1.1  
Host: cloud.example.com  
Accept: application/cdmi-capability  
X-CDMI-Specification-Version: 1.0.2
```

The following shows the response.

```
HTTP/1.1 200 OK  
Content-Type: application/cdmi-capability  
X-CDMI-Specification-Version: 1.0.2
```

```
{  
  "childrenrange" : "0-1",  
  "children" : [  
    "domain/",  
    "container/"  
  ]  
}
```

13 Exported Protocols

13.1 Overview

CDMI™ containers are accessible not only via CDMI as a data path, but also via other protocols as well. This access is especially useful for using CDMI as the storage interface for a cloud computing environment, as Figure 8 shows.

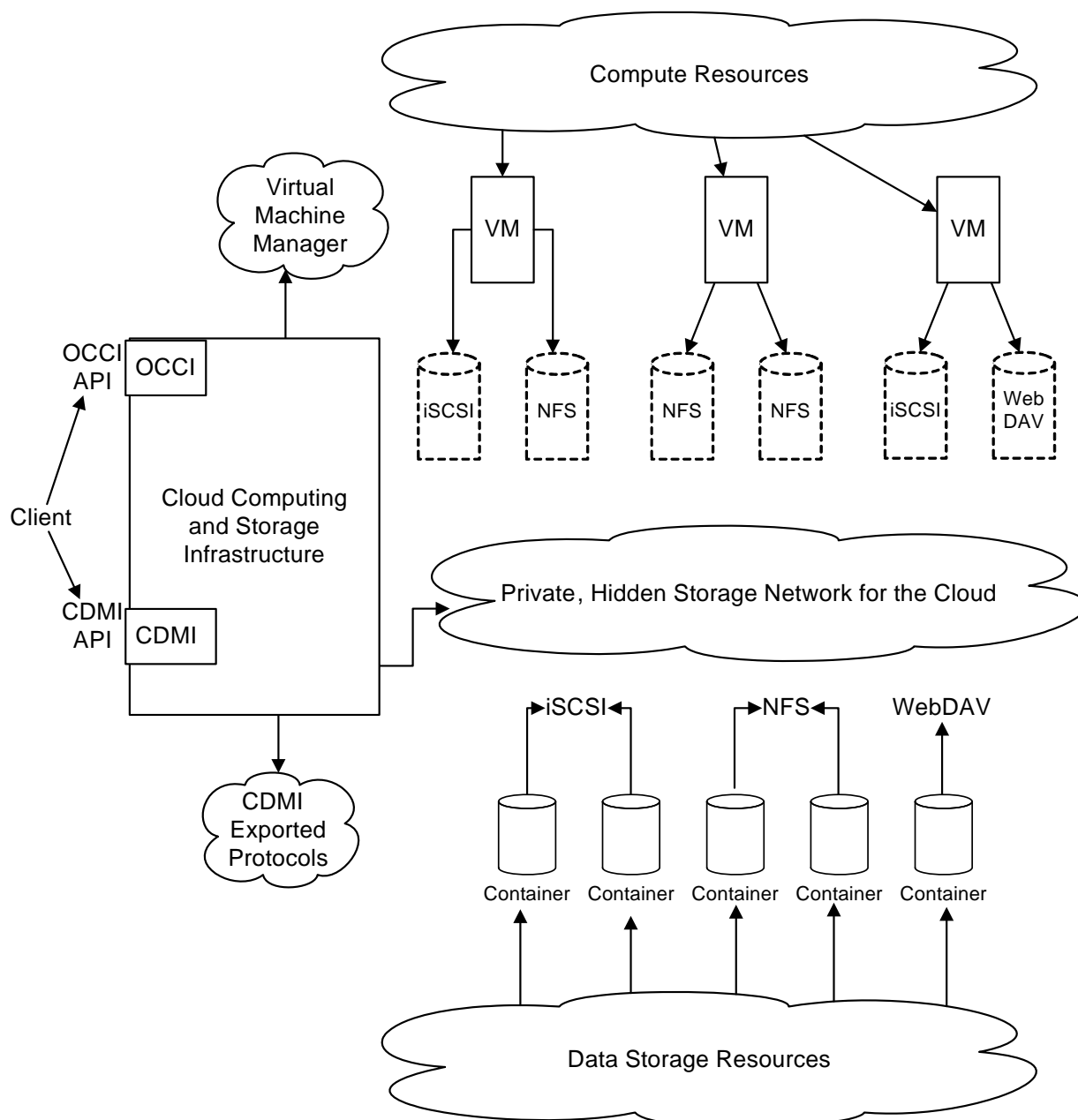


Figure 8 - CDMI and OCCI in an Integrated Cloud Computing Environment

The exported protocols from CDMI containers may be used by the virtual machines in the cloud computing environment as virtual disks on each guest as shown. The cloud computing infrastructure management is shown as implementing both an Open Cloud Computer Interface (OCCI) and CDMI interfaces. With the internal knowledge of the network and the virtual machine manager's mapping of drives, this infrastructure may associate the CDMI containers to the guests using the appropriate exported protocol.

To support exported protocols and improve their interoperability with CDMI, CDMI provides a type of exported protocol that contains information obtained via the OCCI interface. In addition, OCCI provides a type of storage that corresponds to a CDMI container that is exported with a specific type of protocol used by OCCI. A client of both interfaces performs operations that align the architectures, including the following:

- The client creates a CDMI container through the CDMI interface and exports it as an OCCI export protocol type. The CDMI container objectID is returned as a result.
- The client creates a virtual machine through the OCCI interface and attaches a storage volume of type CDMI using the objectID and protocol type. The OCCI virtual machine ID is returned as a result.
- The client updates the export protocol structure of the CDMI container object with the OCCI virtual machine ID to allow the virtual machine access to the container.
- The client starts the virtual machine through the OCCI interface.

13.2 Exported Protocol Structure

The export of a container, via data path protocols other than CDMI, is accomplished by creating or updating a container and supplying one or more export protocol structures, one for each such protocol. In this international standard, all such protocols are referred to as foreign protocols. The implementation of foreign protocols shall be indicated by "true" values for system-wide capabilities in 12.1.1 that shall always begin with "cdmi_export_".

The elements of the export protocol structure include

- the protocol being used;
- the identity of the container as standardized by the protocol;
- the internet domain of the protocol name server for the clients being served;
- the list of who may mount that container via that protocol, identified as standardized by that protocol or optionally by leveraging the name mapping protocol (see 13.2.1) and specifying CDMI user or groupnames;
- required export parameters for the protocol;
- optional export parameters for the protocol; and
- export control parameters.

This international standard defines JSON export structures for several well-known foreign protocols. All depend on the following user and groupname mapping feature in the case that multi-protocol access to the container is desired. However, name mapping is not required if CDMI is used only to provision containers to be used exclusively by foreign protocols.

Implementations that support authenticated and authorized access to CDMI objects via both CDMI and foreign protocols need a way to support the setting of security on a per-object basis. The numerous methods of doing this include:

- Defining or adopting a security scheme and mapping all requests into that scheme. CDMI implementations that adopt this scheme shall use a name mapping technique to accomplish it, as (a) this mapping is easier for administrators to manage than straight id-to-id mapping, and (b) it is desired that interoperable CDMI implementations behave similarly in this respect. This means that the name of the principal in an incoming request is mapped to the name of a principal in the security domain, and that principal's id is acquired and used in the authorization procedure.
- Allowing each protocol to set its own security, which implies that an object might be accessible to a given user via one protocol but not another.
- Using the security scheme of the last protocol that was used to set permissions on the object. This method also requires mapping the principal in the incoming request to a principal in the security domain of the object. As in the first case, the server shall use a name mapping procedure to obtain the id that is used to authorize the user against the desired object's ACL.

CDMI does not mandate which method shall be used. It does, however, specify how users and groups shall be mapped between protocols.

13.2.1 Mapping Names from CDMI to Another Protocol

Clients wishing to restrict exports via foreign protocols to mounting only by certain users and groups may be required to provide user and groupname mapping information to the server. This mapping information is also required if access to the container is desired by multiple protocols, e.g., both CDMI and NFS. The mapping is done as follows.

- 1 When a network share on a CDMI container is created, the server should use the appropriate mechanism, e.g., Powershell WmiClass.Create() on the Windows platform or /etc/exports on Unix, to limit permitted mounts of the share from other servers, as specified in the "hosts" line of the "exports" property. The syntax of the hosts line follows the syntax of /etc/exports in the Linux operating system, as encoded in a JSON string. If the CDMI server is unable to limit mounts as specified by the hosts line, an error shall result, but the success or failure of the operation depends on the implementation.
- 2 When any request requiring the use of a CDMI principal name comes in via a foreign protocol, the foreign domain controller to which the foreign server belongs shall be queried for the principal name corresponding to the user id given in the request. Failure to procure the principal name shall cause the original request to fail.
- 3 The usermap list for that protocol shall be searched, in order, for an entry matching the username gotten from the foreign domain controller (see 13.2.3 for details on the search). If no match is found, the request shall be denied. The search results may be kept in the same cache entry as the information from the preceding step
- 4 The CDMI principal name gotten from the first matching usermap entry during this search is then used to authorize the user request via the security mechanism of the protocol whose security governs access to the object.

13.2.1.1 Capabilities

The following capabilities describe the supported operations that can be performed on an existing container:

- The system-wide capability to export via a given protocol is indicated by the `cdmi_<protocol>_export` capability in the system-level metadata (e.g., `"cdmi_nfs_export"`, when set to `"true"`, indicates the ability of the system to export containers via NFS). If false or not set, attempts to export containers via the given protocol shall fail.
- Support for the ability to export an existing container object via a given foreign protocol is indicated by the `cdmi_<protocol>_export` capability in the specified container. The default shall be `"true"` if this capability is unset.

13.2.1.2 Domains

The internet domain name corresponding to each export shall be given as a JSON-formatted string in the "domain" child element of the protocol export specification. If this element is not present, it shall be assumed that the domain is the same as that of the server hosting the CDMI implementation.

13.2.1.3 Caching

The lookup to a foreign domain controller can be quite expensive, especially for stateless protocols such as NFS v3, in which it can be theoretically required for nearly every operation. It shall be permissible to cache the results of this lookup. The recommended lifetime of a username cache entry is 30 minutes. Implementations should use this value or less when possible. Servers shall flush this cache whenever a change is made to the exports metadata concerning the protocol being cached. A client may request that the cache be flushed by reading in the usermap data for one or more protocols and writing them back without change. Servers shall flush their username mapping caches, as part of the rewrite operation, for any protocol for which the usermap information has been changed or reset.

For authorization by group to operate via a foreign protocol, a similar mapping exercise must be performed. Multiple lookups to the foreign domain controller may be required to get all the groupnames for a given user (e.g., it is common for an NFS user to be a member of a half-dozen groups). A groupname cache may be used to mitigate the cost of these lookups. The recommended lifetime of a groupname cache entry is one-half day. Implementations should use this value or less when possible. Clients may force a flush of the cache by reading in and resetting the group map information. Servers shall immediately flush their groupname mapping cache, as part of the rewrite operation, for any protocol for which the group map information has been changed or reset.

13.2.1.4 Groups

Groupname mapping for each foreign protocol shall be specified in a groupname field of the foreign protocol export specification. Its syntax is identical to the syntax for the username field.

Note: The mapping information is only required on the container being exported.

13.2.1.5 Synopsis

```
PUT /MyContainer HTTP/1.1
Host: cloud.example.com
Accept: application/cdmi-container
Content-Type: application/cdmi-container
X-CDMI-Specification-Version: 1.0

{
  "exports" : {
    "nfs" : {
      "hosts" : { "*.mycollege.edu", "derf.cs.myuni.edu" },
      "domain" : "lab.mycollege.edu",
      "usermap" : {
        { <cdminame>, <map>, <nfsname> },
        { "jimsmith", "<-->", "jims" },
        { [ordered list of CDMIname/operator/NFSname triples] },
        { "*", "<-->", "*" }
      }
      "groupmap" : {
        { "admins", "<-", "wheel" },
        { "everyone", "<-", "*" }
      }
    }
  }
  "cifs" : {
    "hosts" : "*",
    "domain" : "lab.mycollege.edu",
    "usermap" : {
      { "jimsmith", "<-->", "james.smith" }
      { [ordered list of CDMIname/operator/NFSname triples] },
      { "*", "<-->", "*" }
    }
    "groupmap" : {
      { "admins", "<-", "Administrators" },
      { "everyone", "<-", "*" }
    }
  }
}
}
```

The following shows the response.

```
HTTP/1.1 200 OK
Content-Type: application/cdmi-container
X-CDMI-Specification-Version: 1.0

{
  "objectURI" : "/Containers/MyContainer/",
  "objectID" : "00007E7F00100C435125A61B4C289455",
  "objectName" : "MyContainer/",
```



```

    "parentURI" : "/Containers/",
    "parentID" : "00007E7F0010D538DEEE8E38399E2815",
    "domainURI" : "/cdmi_domains/MyDomain/",
    "capabilitiesURI" : "/cdmi_capabilities/container/",
    "completionStatus" : "complete",
    "metadata" : { ... },
    "exports" : { <exports as listed in request> }
}

```

13.2.2 Administrative Users

By default, the following users shall be considered "root", or administrative users, and equivalent to each other:

- root (Unix/NFS/LDAP),
- Administrator (Windows/AD/CIFS), and
- the domain owner (CDMI).

Servers shall automatically map these users to the root user of the target protocol unless otherwise instructed by the usermaps.

As an automatic mapping does not meet strict security standards, servers shall override these built-in entries with any usermap entries that apply to one or more root users.

EXAMPLE In the following example, root gets mapped to nobody, and everyone else is mapped to a user of the same name in the NFS domain as they have in the CDMI domain.

```

PUT /MyContainer HTTP/1.1
Host: cloud.example.com
Accept: application/vnd.org.snia.cdm.container+json
Content-Type: application/vnd.org.snia.cdm.container+json
X-CDMI-Specification-Version: 1.0

```

```

{
  "exports" : {
    "nfs" : {
      "usermap" : {
        { "nobody", "<-", "root" },
        { "*", "<-->", "*" }
      }
    }
  }
}

```

Permissions Mapping

The permissions sets of file-serving protocols, unfortunately, do not map on a one-to-one basis to each other. NFSv4 ACLs, Windows ACLs, POSIX ACLs, NFSv3 perms and object-based capabilities all are capable of representing security conditions that the others are not, except NFSv3, which is the least expressive. The primary area of concern is in representing the possibly rich set of permissions in a CDMI ACL in a more restricted perms-based system, such as NFSv3, for display to users.

As there are a number of possible ways to coordinate the permissions/ACLs and CDMI ACLs, this international standard does not mandate a particular method. However, all mappings of user and groupnames between domains shall use the name mapping mechanism specified in 13.2.3.

13.2.3 User and Groupname Mapping Syntax and Evaluation Rules

A BNF-style grammar for name mapping is as follows:

```

name_mapping_list = protocol protocol mapping_list

```

```

protocol = "cdmi" | "nfs" | "cifs" | "ldap"

mapping_list = name mapping_operator name

name = pattern | utf8_name | quoted_utf8_name

quoted_utf8_name = " utf8_name "

utf8_name = <any legal utf8 character sequence not including the characters ";!\\/,;*,?>

pattern = <utf8_name> * | *

mapping_operator = "<--" | "<-->" | "-->"

```

To restate this in English, a mapping entry consists of two names separated by a directional indicator. As most environments use the same usernames and groupnames across administrative domains, the most common mapping is " * <--> * ", which maps any name to the same name in the foreign protocol domain, and vice versa. It is highly recommended that this be both the default map and the last entry on all more complex maps.

CDMI specifies pattern matching on names in the namemap, but only "prefix matching" is required. The symbol " * " at the end of a character string shall match zero or more occurrences of any non-whitespace character.

Evaluation of the name mapping list shall proceed in order; once a match is made, evaluation shall cease and the result of the match shall be returned.

If evaluation falls off the end of the match list, the result is system dependent. However, it is recommended that servers either deny access altogether or map the user in question to the equivalent of "anonymous" on the destination protocol. It is also recommended that an entry be devoted to the special user "EVERYONE@".

13.3 Discovering and Mounting Containers via Foreign Protocols

Clients need a way to discover exported containers that may be available for mounting. Discovering containers is done via a GET operation to the "exports" member of a container.

Synopsis:

To read all exports for an existing container object, the following request shall be performed:

```
GET <root URI>/<ContainerName>/<TheContainerName>/?exports
```

To read selected exports for an existing container object, the following request shall be performed:

```
GET <root URI>/<ContainerName>/<TheContainerName>/
  ?exports:protocol=<protocol>,user=<user>,verbose="false"
```

Where:

- <root URI> is the path to the CDMI cloud.
- <ContainerName> is zero or more intermediate containers.
- <TheContainerName> is the name specified for the topmost container for which exports are available.
- <protocol> is the name of a protocol to which query results should be restricted. This parameter is optional; if it is omitted, or a value of "all" is given, information about all protocols shall be returned, subject to additional filtering.
- <user> is the login name of a CDMI user who wishes to mount the share. This parameter is optional and defaults to the owner of the container. When non-empty, servers shall filter the

returned export list to include only exports which may be mounted given the restrictions in the protocol export structures.

- <verbose> is an optional parameter indicating a desire for maximum information about the exports. When present, it shall have the values "true" or "false". The default is "false". When true, the server should return additional information about the container, as contained in its "exports" member. The amount of said information that is returned is implementation dependent, as server implementors need to be able to balance the needs of their clients against various security considerations.

13.4 NFS Exported Protocol

To export a container via NFS, the information required is exactly what the server implementation will use to do the export. Normally this information is contained in the /etc/exports file on a server or the equivalent. Administrators should be aware that lines may be automatically added to that file for each CDMI container that is exported.

Required members of the protocol structure for NFS are

- "protocol". The protocol being requested. This shall be "NFSv3", "NFSv4", "NFSv4.1", or any subsequent NFS version enshrined in a major IETF RFC. Version 2 of NFS is not supported by CDMI.
- "exportpath". The pathname to which the export should be surfaced. This shall be a UTF8 string of the form [<server>]:/<path>, where the <server> component is optional, (e.g., "eeserver:/lessons/number1"). The <server> component of the path must be obtained from an administrator of the service running the CDMI implementation.
- "exportdomain". The internet domain of the protocol name server for the clients being served. This is normally the name of the LDAP domain for the organization, e.g., "iti.edu". A value of "." shall be interpreted to be the DNS name of the domain occupied by the CDMI server.
- "mode". This shall be either "ro", "rw", "root" or "rpc_gsssec". This mode becomes the default export mode. Hosts requiring different access shall be specified in the optional "rw_mode", "ro_mode", and "root_mode" structure members. However, the "rpc_gsssec" mode overrides all other modes, and all other mode members and their contents shall be ignored if it is specified.
- "control". Export control for the container. This shall be either "immediate", "off", "on", or <n> (a number). Servers may set the value to "on" but clients shall not. A numeric value (<n>) indicates that the export should be shut down in <n> seconds, possibly after a message has been sent to clients mounting the export. If a client specifies a value for <n> but the server does not support delayed shutdown of exports, then <n> shall be interpreted to mean "off".

Optional export parameters for NFS are

- "domain_servers". A list of server names or IP addresses that function as name servers for the domain given in "domain". If given, this list shall override the names obtainable by the CDMI server via other programmatic means.
- "mount_name". The name by which the client should surface the export. This replaces the last name in the path string, (e.g., mounting "eeserver:/lessons/number1" with a mountname of "1" over the directory /somepath/lessons/num1 should result in a /somepath/lessons/1 directory on the client).
- "hosts". A list of hosts that can access the container in the mode given in "mode". The default shall be "*"; other values restrict the possibilities.
- "root_hosts". A list of hosts that can access the container in superuser mode. The default shall be an empty list.
- "rw_hosts". A list of hosts that can access the container in r/w mode. The default shall be an empty list.
- "ro_hosts". A list of hosts that can access the container in r/o mode only. The default shall be an empty list.

- "mount_type". One of the two strings "hard" or "soft". Clients hang when a server serving a hard mount becomes unresponsive. Clients with soft mounts generate error messages. The default is implementation dependent.
- "recurse". This shall be either "true" or "false". The default shall be "true". When true, "recurse" indicates that mounts within the CDMI directory structure (presumably put there by other NFS operations) shall be followed and the mounted directory exposed as though it were part of the CDMI container actually being exported. This parameter is equivalent to the Linux "crossmnt" parameter.

Other export parameters for NFS are not specified by the CDMI protocol but may be included in the export structure. These include Linuxisms, such as "sync", "no_wdelay", "insecure_locks", and "no_acl", as well as any other parameters used by a given server operating system. In all such cases, the parameter shall be specified as a JSON tuple in which "true" and "false" are explicitly called out for binary flags, and a JSON-formatted string or list is used for other parameters.

EXAMPLE

```
{ "exports"
  { "nfs"
    {
      ...
      { "no_wdelay", "true" },
      { "refer", "otherserver://path/leaf" },
      ...
    }
  }
}
```

Export Control

Export control is accomplished with the use of a single member, named "control":

- The value "immediate" shall indicate to the server that the export shall be made successfully before the PUT operation returns. Servers shall reset the value to "on" and place that in the reply.
- The value "off" shall indicate to the server that the export, if new, shall not be enabled, and if existing, shall be shut down and all client connections forcibly broken.
- A numeric value <n> shall indicate that the server shall wait <n> seconds before forcibly shutting down the export and breaking client connections. Whether the server sends a warning message to clients, giving them a chance to exit from the connection gracefully, is recommended but implementation dependent. Once the export has been shut down, the server shall also change the value of "control" to "off" in the export structure.

Servers shall support wildcard matching on the "*" and "?" characters in the hosts lists (this is standard practice), so that "*.cs.uscs.edu" matches all servers in the cs.uscs.edu department.

Servers may support netgroup names in the various hosts lists. These, when supported, shall resolve to ordinary lists of hostnames via queries to the domain nameserver.

Servers may also support IP address ranges in the various lists of hosts. These shall be IP addresses augmented by the same wildcard matching as is used for ordinary host names (e.g., "192.168.1.*" exports to all the machines on a default home NetGear network). Client-side developers should note that "exporting to" only means making a container available for export. The client must still mount the exported container before there is a connection with the server.

Users wishing to use optional and vendor-specific settings are responsible for determining from the CDMI product vendor what settings are legal and their format. Servers shall return 400 (Bad Request) when an export setting does not conform to an allowable setting on the server.

13.5 CIFS Exported Protocol

To export a container via CIFS, the information required is exactly what the server implementation will use to do the export. Where this information is contained on a server is implementation dependent. The server may add or delete lines automatically to and from that file for each CDMI container that is exported or unexported.

Required members of the protocol structure for CIFS are

- "share_name". The name by which the share shall be discoverable via CIFS.
- "exportdomain". The domain of the protocol name server for the clients being served. This is normally the name of the Active Directory LDAP domain for the organization, e.g. "iti.edu". A value of "." shall be interpreted to be the domain occupied by the CDMI server.
- "mode". This shall be either "ro" or "rw".
- "control". Export control for the container. This shall be either "immediate", "off", or <n> (a number). Servers may set the value to "on", but clients shall not. The semantics and normative requirements are exactly the same as for NFS, as documented in the paragraph ["Export Control"](#) in the subclause on NFS Exports (see [13.4](#)).

There is no "protocol" specification; CDMI assumes that normal SMB protocol negotiation will take place.

Optional export parameters are "comment," which is often used as a user-friendly share name on the client.

Other export parameters for CIFS are not specified by the CDMI protocol, but may be included in the export structure. These include vendor settings such as "forcegroup", "umask", "caching", and "oplocks", as well as any other parameters used by a given server operating system. In all such cases, the parameter shall be specified as a JSON tuple in which "true" and "false" are explicitly called out for binary flags, and a JSON-formatted string or list is used for other parameters.

EXAMPLE

```
{ "exports"
  { "cifs"
    {
      ...
      { "caching", { "manual", "document", "program" },
        { "oplocks", "true" },
      ...
    }
  }
}
```

Users wishing to manipulate vendor-specific settings are responsible for determining from the CDMI product vendor what settings are legal and their format. Servers shall return 400 (Bad Request) when an export setting does not conform to an allowable setting on the server.

For more detail on the use of the OCCI export protocol structure attributes, see [13.1 "Overview"](#). Because the actual networking and access control is under the control of a hidden, common infrastructure implementing both OCCI and CDMI, the normal permission structure shall not be provided.

13.6 OCCI Exported Protocol

CDMI defines an export protocol structure for the OGF standard: Open Cloud Computing Interface (OCCI) as follows:

- Protocol is "OCCI/<protocol standard>" (e.g., OCCI/NFSv4).
- The identifier is the CDMI objectID.
- A JSON array of URIs to OCCI compute resources shall have access (permissions) to the exported container.

EXAMPLE An example of an OCCI export protocol structure in JSON is as follows:

```
"OCCI/iSCSI": {
  "identifier": "00007E7F00104BE66AB53A9572F9F51E",
  "permissions": [
    "http://example.com/compute/0/",
    "http://example.com/compute/1/"
  ]
}
```

For more detail on using the OCCI export protocol structure attributes, see [13.1 "Overview"](#). Because the actual networking and access control is under the control of a hidden, common infrastructure that implements both OCCI and CDMI, the normal permission structure shall not be provided.

13.7 iSCSI Export Modifications

CDMI defines the export of a container using the iSCSI protocol (see [RFC 3720](#)). Each container is exported as a single SCSI Logical Unit at a Logical Unit Number (LUN). One or more iSCSI initiators import the LUN through an iSCSI target node and port using one or more iSCSI network portals (IP addresses).

The export is described by the presence of an export field structure on the container that specifies the

- export protocol ("Network/iSCSI");
- iSCSI target information (IP addresses or fully qualified domain names, target identifier, and LUN);
- logical unit world-wide name; and
- iSCSI initiators having access.

The target identifier may be in iqn, naa, or eui format and shall have the target portal group tag appended in hexadecimal.

13.7.1 Read Container

All of the information in the export structure is returned:

```
"exports" :
{
  "Network/iSCSI": {
    "portals": [
      "192.168.1.101",
      "192.168.1.102"
    ],
    "target_identifier": "iqn.2010-01.com.cloudprovider:acmeroot.container1,t,0x0001",
    "logical_unit_number": "3",
    "logical_unit_name": "0x60012340000000000000000000000001",
    "permissions": [
      "iqn.2010-01.com.acme:host1",
      "iqn.2010-01.com.acme:host2"
    ]
  }
}
```

13.7.2 Create and Update Containers

The following code creates a container with iSCSI export or updates an existing container with new iSCSI export. Support for either of these operations is indicated by the `cdmi_export_iscsi` capability on the parent container of the created container or of the existing container, respectively.

```
"exports" :
{
  "Network/iSCSI": {
```

```

    "permissions": [
      "iqn.2010-01.com.acme:host1",
      "iqn.2010-01.com.acme:host2"
    ]
  }
}

```

For these export creation operations, the CDMI implementation selects the IP portals, iSCSI target, logical unit number and logical unit name; these are not supplied. Only the list of initiator identifiers that are to have access to the container are specified.

13.7.3 Modify an Export

The following code modifies an export on an existing container. Support for this operation is indicated by the `cdmi_export_iscsi` on the parent container of the existing container. For this operation, only the current list of initiator identifiers that are to have access to the container are specified.

```

"exports" :
{
  "Network/iSCSI": {
    "permissions": [
      "iqn.2010-01.com.acme:host2"
    ]
  }
}

```

13.8 WebDAV Exported Protocol

CDMI defines an export protocol structure for the WebDAV standard as follows ([see RFC 4918](#)):

- Protocol is "Network/WebDAV".
- The path of the WebDAV mount point as is presented to clients (including server host name).
- The list of who may access the share is determined by the standard CDMI ACLs for each resource as exported via WebDAV.

EXAMPLE The following example shows a WebDAV export protocol structure in JSON:

```

"Network/WebDAV" :
{
  "identifier": "/users",
  "permissions": "domain"
}

```

In this example, the value "domain" in the permissions field indicates that user credentials should be mapped through the domain membership in the domain of the CDMI container being exported.

WebDAV supports locking, but it is up to implementations to support any locking of access through CDMI as a result, and the interaction between the two protocols is purposely not described in this international standard.

14 Snapshots

A snapshot is a point-in-time copy (image) of a container and all of its contents, including subcontainers and all data objects and queue objects. The client names a snapshot of a container at the time the snapshot is requested. A snapshot operation creates a new container to contain the point-in-time image. The first processing of a snapshot operation also adds a `cdmi_snapshots` child container to the Source Container. Each new snapshot container is added as a child of the `cdmi_snapshots` container. The snapshot does not include the `cdmi_snapshots` child container or its contents (see [Figure 9](#)).

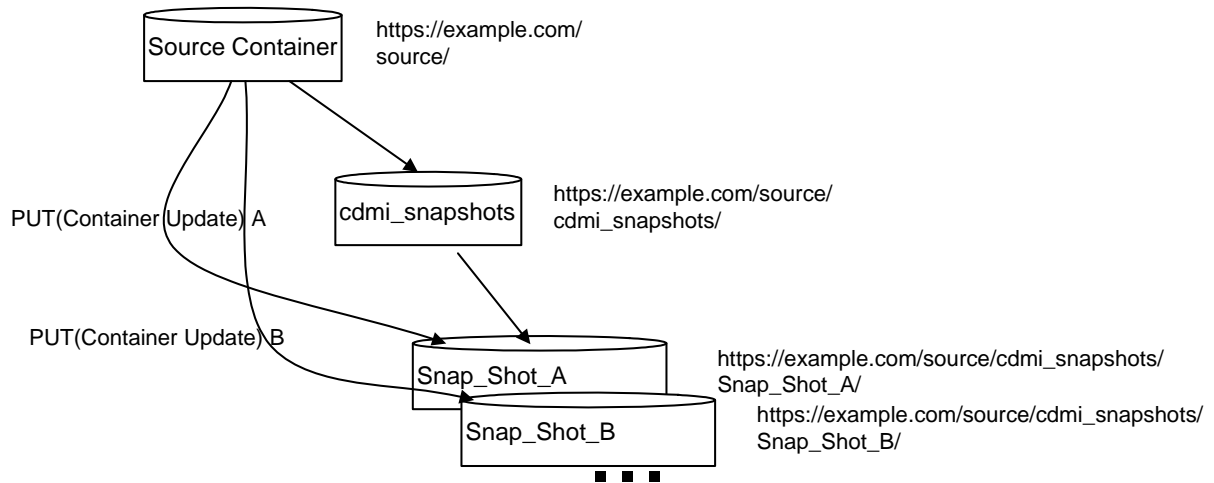


Figure 9 - Snapshot Container Structure

A snapshot operation is requested using the container update operation (see [9.5](#)), in which the snapshot field specifies the requested name of the snapshot.

A snapshot may be accessed in the same way that any other CDMI™ object is accessed. An important use of a snapshot is to allow the contents of the Source Container to be restored to their values at a previous point in time using a CDMI copy operation.

15 Serialization/Deserialization

15.1 Overview

Occasionally, bulk data movement is needed between, into, or out of clouds. Cloud serialization operations provide a means to normalize data to a canonical, self-describing format, which includes:

- data migration between clouds,
- data migration during upgrades (or replacements) of cloud implementations, and
- robust backup.

The canonical format of serialized data describes how the data is to be represented in a byte stream. As long as this byte stream is not altered during the transfer from source to destination, the data may be reconstituted on the destination system.

15.2 Exporting Serialized Data

A canonical encoding of the data is obtained by creating a new data object and specifying that the source for the creation is to serialize a given CDMI™ data object, container, or queue. On a successful serialization, the result shall be a data object that is created with the serialized data as its value. If a container has an exported block protocol, the serialized data may contain the block-by-block contents of that container along with its metadata.

The resulting data object that is produced is the canonical representation of the selected data object, container and children, or queue.

- If the source specified is a data object, the canonical format shall contain all data object fields, including the value, valuetransferencoding, and metadata fields.
- If the source being specified is a queue, the canonical format shall contain all queue fields, including the value and valuetransferencoding fields of enqueued items, along with the metadata of the queue itself.
- If the source being specified is a container, the canonical format shall contain all container fields, recursively, including all children of the container. If a user attempts to serialize a container that includes children that the user, who is performing the serialization operation, does not have permission to read, these objects shall not be included in the resulting serialized object.

When performing a serialization operation, objects shall only be included if the principal initiating the serialization has sufficient permissions to read those objects.

15.3 Importing Serialized Data

Canonical data may be deserialized back into the cloud by creating a new data object, container object, or queue object and by specifying that the source for the creation is to deserialize a given CDMI data object or by specifying the serialized data in base 64 encoding in the deserializevalue field.

The destination may or may not exist previously. If not, a create operation is performed. If a container already exists, an update operation with serialized children shall update the container and all children. If the serialized container object does not contain children, only the container object is updated. Data objects are recreated as specified in the canonical format, including all metadata and the data object ID.

- If the user who is deserializing a serialized data object has the "cross_domain" privilege and has not specified a domainURI as part of the deserialize operation, the original domainURIs from the serialized object shall be used. If any of the specified domainURIs are not valid in the context of the storage system on which the deserialization operation is being performed, the entire deserialize operation shall fail.

- If the user who is deserializing a serialized object specifies a domainURI as part of the deserialize operation, the domainURI of every object being deserialized shall be set to the specified domainURI. To specify a domainURI other than the domainURI of the parent, the user shall have the cross_domain privilege. If the user does not have the cross_domain privilege and specifies a domainURI other than the domainURI of the parent, a 400 Bad Request response shall be returned.
- If the user who is deserializing a serialized object does not specify a domainURI and does not have the "cross_domain" privilege, then the deserialization operation shall only be successful if all objects have the same domainURI as the parent object on which the deserialization operation is being performed.

Deserialization operations shall restore all metadata from the specified source. If the original provider of the serialized data-supported vendor extensions is through custom metadata keys and values, then these customized requirements shall be restored when deserialized. However, the custom metadata keys and values may be treated as user metadata (preserved, but not interpreted) by the destination provider. Preservation allows custom data requirements to move between clouds without losing this information.

15.3.1 Canonical Format

The canonical format shall represent specified data objects and containers, as they exist within the storage system. Each object shall be represented by the metadata for the object, identifiers, and the data stream contents of the data object. Because metadata is inherited from enclosing containers, all parent metadata shall be represented in the canonical format (essentially flattening the hierarchy). To preserve the actual metadata values that apply to the data object that is being serialized, the non-overridden metadata is included from both the immediate parent container of the specified object and from the parent of each higher-level container.

The canonical format shall have the following characteristics:

- recursive JSON for the data object, consistent with the rest of CDMI;
- user and data system metadata for each data object/container;
- data stream contents for each data object and queue;
- binary data represented using escaped JSON strings; and
- typing of data values consistent with CDMI JSON representations.

15.3.2 Example JSON Canonical Serialized Format

EXAMPLE In this example, a data object and a queue in a container have been selected for serialization:

```
{
  "objectType": "application/cdmi-container",
  "objectID": "00007E7F00102E230ED82694DAA975D2",
  "objectName": "MyContainer/",
  "parentURI": "/",
  "parentID": "00007E7F0010128E42D87EE34F5A6560",
  "domainURI": "/cdmi_domains/MyDomain/",
  "capabilitiesURI": "/cdmi_capabilities/container/",
  "completionStatus": "Complete",
  "metadata": {},
  "exports" : {
    "OCCI/iSCSI": {
      "identifier": "00007E7F00104BE66AB53A9572F9F51E",
      "permissions": [
        "http://example.com/compute/0/",
        "http://example.com/compute/1/"
      ]
    },
    "Network/NFSv4" : {
      "identifier" : "/users",
      "permissions" : "domain"
    }
  }
}
```

```

"childrenrange" : "0-1",
  "children" : [
    {
      "objectType" : "application/cdmi-object",
      "objectID" : "0000706D0010B84FAD185C425D8B537E",
      "objectName" : "MyDataObject.txt",
      "parentURI" : "/MyContainer/",
      "parentID" : "00007E7F00102E230ED82694DAA975D2",
      "domainURI" : "/cdmi_domains/MyDomain/",
      "capabilitiesURI" : "/cdmi_capabilities/dataobject/",
      "completionStatus" : "Complete",
      "mimetype" : "text/plain",
      "metadata" : {
        },
      "valuerange" : "0-36",
      "valuetransferencoding": "utf-8",
      "value" : "This is the Value of this Data Object"
    },
    {
      "objectType" : "application/cdmi-queue",
      "objectID" : "00007E7F00104BE66AB53A9572F9F51E",
      "objectName" : "MyQueue",
      "parentURI" : "/MyContainer/",
      "parentID" : "00007E7F00102E230ED82694DAA975D2",
      "domainURI" : "/cdmi_domains/MyDomain/",
      "capabilitiesURI" : "/cdmi_capabilities/queue/",
      "completionStatus" : "Complete",
      "metadata" : {
        },
      "queueValues" : "0-1",
      "mimetype": [
        "text/plain",
        "text/plain"
      ],
      "valuetransferencoding": [
        "utf-8",
        "utf-8"
      ],
      "valuerange" : [
        "0-2",
        "0-3"
      ],
      "value" : [
        "red",
        "blue"
      ]
    }
  ]
}

```

To allow efficient deserialization in stream mode when serializing containers to JSON, the children array should be the last item in the canonical serialized JSON format.

16 Metadata

16.1 Access Control

Access control comprises the mechanisms by which various types of access to objects and containers are authorized and permitted or denied. CDMI™ uses the well-known mechanism of an Access Control List (ACL) as defined in the NFSv4 standard (see [RFC 3530](#)). ACLs are lists of permissions-granting or permissions-denying entries called access control entries (ACEs).

16.1.1 ACL and ACE Structure

An ACL is an ordered list of ACEs. The two types of ACEs in CDMI are ALLOW and DENY. An ALLOW ACE grants some form of access to a principal. Principals are either users or groups and are represented by identifiers. A DENY ACE denies access of some kind to a principal. For instance, a DENY ACE may deny the ability to write the metadata or ACL of an object but may remain silent on other forms of access. In that case, if another ACE ALLOWS write access to the object, the principal is allowed to write the object's data, but nothing else.

ACEs are composed of four fields: type, who, flags, and access_mask, as per [RFC 3530](#). The type, flags, and access_mask shall be specified as either unsigned integers in hex string representation or as a comma-delimited list of bit mask string form values taken from [Table 112](#), [Table 114](#), and [Table 115](#).

16.1.2 ACE Types

[Table 112](#) defines the following ACE types, following NFSv4.

Table 112 - ACE Types

String Form	Description	Constant	Bit Mask
"ALLOW"	Allow access rights for a principal	CDMI_ACE_ACCESS_ALLOW	0x00000000
"DENY"	Deny access rights for a principal	CDMI_ACE_ACCESS_DENY	0x00000001
"AUDIT"	Generate an audit record when the principal attempts to exercise the specified access rights	CDMI_ACE_SYSTEM_AUDIT	0x00000002

Note: The reason that the string forms may be safely abbreviated is that they are local to the ACE structure type, as opposed to constants, which are relatively global in scope.

The client is responsible for ordering the ACEs in an ACL. The server shall not enforce any ordering and shall store and evaluate the ACEs in the order given by the client.

16.1.3 ACE Who

The special "who" identifiers need to be understood universally, rather than in the context of a particular external security domain (see [Table 113](#)). Some of these identifiers may not be understood when a CDMI client accesses the server, but they may have meaning when a local process accesses the file. The ability

to display and modify these permissions is permitted over CDMI, even if none of the access methods on the server understands the identifiers.

Table 113 - Who Identifiers

Who	Description
"OWNER@"	The owner of the file
"GROUP@"	The group associated with the file
"EVERYONE@"	The world
"ANONYMOUS@"	Accessed without any authentication
"AUTHENTICATED@"	Any authenticated user (opposite of ANONYMOUS)
"ADMINISTRATOR@"	A user with administrative status, e.g., root
"ADMINUSERS@"	A group whose members are given administrative status

To avoid name conflicts, these special identifiers are distinguished by an appended "@" (with no domain name).

16.1.4 ACE Flags

CDMI allows for nested containers and mandates that objects and subcontainers be able to inherit access permissions from their parent containers. However, it is not enough to simply inherit all permissions from the parent; it might be desirable, for example, to have different default permissions on child objects and subcontainers of a given container. The flags in [Table 114](#) govern this behavior.

Table 114 - ACE Flags (Sheet 1 of 2)

String Form	Description	Constant	Bit Mask
"NO_FLAGS"	No flags are set	CDMI_ACE_FLAGS_NONE	0x00000000
"OBJECT_INHERIT"	An ACE on which OBJECT_INHERIT is set is inherited by objects as an effective ACE: OBJECT_INHERIT is cleared on the child object. When the ACE is inherited by a container, OBJECT_INHERIT is retained for the purpose of inheritance, and additionally, INHERIT_ONLY is set.	CDMI_ACE_FLAGS_OBJECT_INHERIT_ACE	0x00000001
"CONTAINER_INHERIT"	An ACE on which CONTAINER_INHERIT is set is inherited by a subcontainer as an effective ACE. Both INHERIT_ONLY and CONTAINER_INHERIT are cleared on the child container.	CDMI_ACE_FLAGS_CONTAINER_INHERIT_ACE	0x00000002
"NO_PROPAGATE"	An ACE on which NO_PROPAGATE is set is not inherited by any objects or subcontainers. It applies only to the container on which it is set.	CDMI_ACE_FLAGS_NO_PROPAGATE_ACE	0x00000004

Table 114 - ACE Flags (Sheet 2 of 2)

String Form	Description	Constant	Bit Mask
"INHERIT_ONLY"	An ACE on which INHERIT_ONLY is set is propagated to children during ACL inheritance as specified by OBJECT_INHERIT and CONTAINER_INHERIT. The ACE is ignored when evaluating access to the container on which it is set and is always ignored when set on objects.	CDMI_ACE_FLAGS_INHERIT_ONLY_ACE	0x00000008
"IDENTIFIER_GROUP"	An ACE on which IDENTIFIER_GROUP is set indicates that the "who" refers to a group identifier.	CDMI_ACE_FLAGS_IDENTIFIER_GROUP	0x00000040
"INHERITED"	An ACE on which INHERITED is set indicates that this ACE is inherited from a parent directory. A server that supports automatic inheritance will place this flag on any ACEs inherited from the parent directory when creating a new object.	CDMI_ACE_FLAGS_INHERITED_ACE	0x00000080

16.1.5 ACE Mask Bits

The mask field of an ACE contains 32 bits. Table 115 defines the ACE bit masks in CDMI; their values are taken from the IETF NFSv4 RFC 3530.

Table 115 - ACE Bit Masks (Sheet 1 of 2)

String Form	Description	Constant	Bit Mask
"READ_OBJECT"	Permission to read the value of a data object	CDMI_ACE_READ_OBJECT	0x00000001
"LIST_CONTAINER"	Permission to list the children of a container object	CDMI_ACE_LIST_CONTAINER	0x00000001
"WRITE_OBJECT"	Permission to modify the value of a data object	CDMI_ACE_WRITE_OBJECT	0x00000002
"ADD_OBJECT"	Permission to add a new child data object or queue object to a container object	CDMI_ACE_ADD_OBJECT	0x00000002
"APPEND_DATA"	Permission to append data to the value of a data object	CDMI_ACE_APPEND_DATA	0x00000004
"ADD_SUBCONTAINER"	Permission to create a child container object in a container object	CDMI_ACE_ADD_SUBCONTAINER	0x00000004
"READ_METADATA"	Permission to read non-ACL metadata of an object	CDMI_ACE_READ_METADATA	0x00000008
"WRITE_METADATA"	Permission to write non-ACL metadata of an object	CDMI_ACE_WRITE_METADATA	0x00000010
"EXECUTE"	Permission to execute an object	CDMI_ACE_EXECUTE	0x00000020

Table 115 - ACE Bit Masks (Sheet 2 of 2)

String Form	Description	Constant	Bit Mask
"DELETE_OBJECT"	Permission to delete a child data object or queue object from a container object	CDMI_ACE_DELETE_OBJECT	0x00000040
"DELETE_SUBCONTAINER"	Permission to delete a child container object from a container object	CDMI_ACE_DELETE_SUBCONTAINER	0x00000040
"READ_ATTRIBUTES"	Permission to read non-metadata and non-value/children fields of an object	CDMI_ACE_READ_ATTRIBUTES	0x00000080
"WRITE_ATTRIBUTES"	Permission to change non-metadata and non-value/children fields of an object	CDMI_ACE_WRITE_ATTRIBUTES	0x00000100
"WRITE_RETENTION"	Permission to change retention attributes of an object	CDMI_ACE_WRITE_RETENTION	0x00000200
"WRITE_RETENTION_HOLD"	Permission to change hold attributes of an object	CDMI_ACE_WRITE_RETENTION_HOLD	0x00000400
"DELETE"	Permission to delete an object	CDMI_ACE_DELETE	0x00010000
"READ_ACL"	Permission to Read the ACL of an object	CDMI_ACE_READ_ACL	0x00020000
"WRITE_ACL"	Permission to Write the ACL of an object	CDMI_ACE_WRITE_ACL	0x00040000
"WRITE_OWNER"	Permission to change the owner of an object	CDMI_ACE_WRITE_OWNER	0x00080000
"SYNCHRONIZE"	Permission to access an object locally at the server with synchronous reads and writes	CDMI_ACE_SYNCHRONIZE	0x00100000

Implementations shall use the correct string form to display permissions, if the object type is known. If the object type is unknown, the "object" version of the string shall be used.

16.1.6 ACL Evaluation

When evaluating whether access to a particular object O by a principal P is to be granted, the server shall traverse the object's logical ACL (its ACL after processing inheritance from parent containers) in list order, using a temporary permissions bitmask m, initially empty (all zeroes).

- If the object still does not contain an ACL, the algorithm terminates and access is denied for all users and groups. This condition is not expected, as CDMI implementations should require an inheritable default ACL on all root containers.
- ACEs that do not refer to the principal P requesting the operation are ignored.
- If an ACE is encountered that denies access to P for any of the requested mask bits, access is denied and the algorithm terminates.
- If an ACE is encountered that allows access to P, the permissions mask m for the operation is XORed with the permissions mask from the ACE. If m is sufficient for the operation, access is granted and the algorithm terminates.
- If the end of the ACL list is reached and permission has neither been granted nor explicitly denied, access is denied and the algorithm terminates, unless the object is a container root. In this case, the server shall:
 - allow access to the container owner, ADMINISTRATOR@, and any member of ADMINUSERS@; and
 - log an event indicating what has happened.

When permission for the desired access is not explicitly given, even ADMINISTRATOR@ and equivalents are denied for objects that aren't container roots. When an admin needs to access an object in such an instance, the root container shall be accessed and its inheritable ACEs changed in a way as to allow access to the original object. The resulting log entry then provides an audit trail for the access.

When a root container is created and no ACL is supplied, the server shall place an ACL containing the following ACEs on the container:

```
"cdmi_acl":
[
  {
    "acetype": "ALLOW",
    "identifier": "OWNER@",
    "aceflags": "OBJECT_INHERIT, CONTAINER_INHERIT",
    "acemask": "ALL_PERMS"
  },
  {
    "acetype": "ALLOW",
    "identifier": "AUTHENTICATED@",
    "aceflags": "OBJECT_INHERIT, CONTAINER_INHERIT",
    "acemask": "READ"
  }
]
```

As ACLs are storage system metadata, they are stored and retrieved through the metadata field included in a PUT or GET request. The syntax is as follows, using the constant strings from [Table 112](#), [Table 114](#), and [Table 115](#), above.

```
ACL = { ACE [, ACE ...] }
ACE = { acetype , identifier , aceflags , acemask }
acetype = uint_t | acetypeitem
identifier = utf8string_t
aceflags = uint_t | aceflagsstring
acemask = uint_t | acemaskstring

acetypeitem = aceallowedtype |
              acedeniedtype |
              aceaudittype
aceallowedtype = "CDMI_ACE_ACCESS_ALLOWED_TYPE" | 0x0
acedeniedtype = "CDMI_ACE_ACCESS_DENIED_TYPE" | 0x01
aceaudittype = "CDMI_ACE_SYSTEM_AUDIT_TYPE" | 0x02

aceflagsstring = aceflagsitem [| aceflagsitem ...]
aceflagsitem = aceobinherititem |
               acecontinherititem |
               acenopropagateitem |
               aceinheritonlyitem

aceobinherititem = "CDMI_ACE_OBJECT_INHERIT_ACE" | 0x01
acecontinherititem = "CDMI_ACE_CONTAINER_INHERIT_ACE" | 0x02
acenopropagateitem = "CDMI_ACE_NO_PROPAGATE_INHERIT_ACE" | 0x04
aceinheritonlyitem = "CDMI_ACE_INHERIT_ONLY_ACE" | 0x08

acemaskstring = acemaskitem [| acemaskitem ...]
acemaskitem = acereaditem | acewriteitem |
              aceappenditem | acereadmetaitem |
              acewritemetaitem | acedeleteitem |
              acedelsefitem | acereadaclitem |
              acewriteaclitem | aceexecuteitem |
              acereadattritem | acewriteattritem |
              aceretentionitem
acereaditem = "CDMI_ACE_READ_OBJECT" |
              "CDMI_ACE_LIST_CONTAINER" | 0x01
acewriteitem = "CDMI_ACE_WRITE_OBJECT" |
              "CDMI_ACE_ADD_OBJECT" | 0x02
aceappenditem = "CDMI_ACE_APPEND_DATA" |
               "CDMI_ACE_ADD_SUBCONTAINER" | 0x04
acereadmetaitem = "CDMI_ACE_READ_METADATA" | 0x08
```



```

acewritemetaitem = "CDMI_ACE_WRITE_METADATA" | 0x10
acedeleteitem   = "CDMI_ACE_DELETE_OBJECT" |
                  "CDMI_ACE_DELETE_SUBCONTAINER" | 0x40
acedelsefitem   = "CDMI_ACE_DELETE" | 0x10000
acereadaclitem  = "CDMI_ACE_READ_ACL" | 0x20000
acewriteaclitem = "CDMI_ACE_WRITE_ACL" | 0x40000
aceexecuteitem  = "CDMI_ACE_EXECUTE" | 0x80000
acereadattritem = "CDMI_ACE_READ_ATTRIBUTES" | 0x00080
acewriteattritem = "CDMI_ACE_WRITE_ATTRIBUTES" | 0x00100
aceretentionitem = "CDMI_ACE_SET_RETENTION" | 0x10000000

```

When ACE masks are presented in numeric format, they shall, at all times, be specified in hexadecimal notation with a leading "0x". This format allows both servers and clients to quickly determine which of the two forms of a given constant is being used. When masks are presented in string format, they shall be converted to numeric format and then evaluated using standard bitwise operators.

When an object is created, no ACL is supplied, and an ACL is not inherited from the parent container (or there is no parent container), the server shall place an ACL containing the following ACEs on the object:

```

"cdmi_acl":
[
  {
    "acetype": "ALLOW",
    "identifier": "OWNER@",
    "aceflags": "OBJECT_INHERIT, CONTAINER_INHERIT",
    "acemask": "ALL_PERMS"
  }
]

```

16.1.7 Example ACE Mask Expressions

EXAMPLE 1

```

"READ_ALL" | 0x02
evaluates to 0x09 | 0x02 == 0x0

```

EXAMPLE 2

```

0x001F07FF
evaluates to 0x001F07FF == "ALL_PERMS"

```

EXAMPLE 3

```

"RW_ALL" | DELETE
evaluates to 0x000601DF | 0x00100000 == 0x000701DF

```

16.1.8 Canonical Format for ACE Hexadecimal Quantities

ACE mask expressions shall always be evaluated and converted to a single hexadecimal value before transmission in an HTTP protocol datagram. Applications or utilities that display them to users should convert them into a text expression before display and accept user input in text format as well. The C bitwise operators "|" and "&" should be used for textual representations of bitmask entities.

The following technique should be used to decompose masks into strings. A table of masks and string equivalents should be maintained and ordered from greatest to least:

0x001F07FF	"ALL_PERMS"	"ALL_PERMS"
0x0006006F	"RW_ALL"	"RW_ALL"
0x0000001F	"RW"	"RW"
	...	
0x00000002	"WRITE_OBJECT"	"ADD_OBJECT"
0x00000001	"READ_OBJECT"	"LIST_CONTAINER"

Given an access mask M, the following is repeated until M == 0:

- 1 Select the highest mask m from the table such that M & m == m.
- 2 If the object is a container, select the string from the 3rd column; otherwise, select the string from the 2nd column.
- 3 Bitwise subtract m from M, i.e., set M = M xor m.

The complete textual representation is then all the selected strings concatenated with ", " between them, e.g., "ALL_PERMS, WRITE_OWNER". The strings should appear in the order they are selected.

A similar technique should be used for all other sets of hex/string equivalents.

This algorithm, properly coded, requires only one (often partial) pass through the corresponding string equivalents table.

16.1.9 JSON Format for ACLs

ACE flags and masks are members of a 32-bit quantity that is widely understood in its hexadecimal representations. The JSON data format does not support hexadecimal integers, however. For this reason, all hexadecimal integers in CDMI ACLs shall be represented as quoted strings containing a leading "0x".

ACLs containing one or more ACEs shall be represented in JSON as follows:

```
{
  "cdmi_acl" : [
    {
      "acetype" : "0xnn",
      "identifier" : "<user-or-group-name>",
      "aceflags" : "0xnn",
      "acemask" : "0xnn"
    },
    {
      "acetype" : "0xnn",
      "identifier" : "<user-or-group-name>",
      "aceflags" : "0xnn",
      "acemask" : "0xnn"
    }
  ]
}
```

ACEs in such an ACL shall be evaluated in order as they appear.

EXAMPLE An example of an ACL embedded in a response to a GET request is as follows:

```
HTTP/1.1 200 OK
Content-Type: application/cdmi-object
X-CDMI-Specification-Version: 1.0.2

{
  "objectType" : "/application/cdmi-object",
  "objectID" : "0000706D0010734CE0BAEB29DD542B51",
  "objectName" : "MyDataItem.txt",
  "parentURI" : "/MyContainer/",
  "domainURI" : "/cdmi_domains/MyDomain/",
  "capabilitiesURI" : "/cdmi_capabilities/dataobject/",
```

```

"completionStatus" : "Complete",
"mimetype" : "text/plain",
"metadata" : {
  "cdmi_size" : "17",
  "cdmi_acl" : [
    {
      "acetype" : "0x00",
      "identifier" : "EVERYONE@",
      "aceflags" : "0x00",
      "acemask" : "0x00020089"
    }
  ]
},
"valuerange" : "0-16",
"value" : "Hello CDMI World!"
}

```

16.2 Support for User Metadata

All CDMI objects that support metadata shall permit the inclusion of arbitrary user-defined metadata items, with the restriction that the name of a user-defined metadata item shall not start with the prefix "cdmi_".

- The maximum number of user-defined metadata items is specified by the capability "cdmi_metadata_maxitems".
- The maximum size of each user-defined metadata item is specified by the capability "cdmi_metadata_maxsize".

16.3 Support for Storage System Metadata

After an object has been created, the storage system metadata, as described in [Table 116](#), shall be generated by the cloud storage system and shall immediately be made available to a CDMI client in the metadata that is returned as a result of the create operation and any subsequent retrievals.

Table 116 - Storage System Metadata (Sheet 1 of 2)

Metadata Name	Type	Description	Requirement
cdmi_size	JSON String	The number of bytes consumed by the object. This storage system metadata item is computed by the storage system, and any attempts to set or modify it will be ignored.	Optional
cdmi_ctime	JSON String	The time when the object was created, in ISO-8601 point-in-time format, as described in 5.14 .	Optional
cdmi_atime	JSON String	The time when the object was last accessed in ISO-8601 point-in-time format, as described in 5.14 . The access or modification of a child is not considered an access of a parent container (access/modify times do not propagate up the tree).	Optional
cdmi_mtime	JSON String	The time when the object was last modified, in ISO-8601 point-in-time format, as described in 5.14 . The modification of a child is not considered a modification of a container (modification times do not propagate up the tree).	Optional
cdmi_acount	JSON String	The number of times that the object has been accessed since it was originally created. Accesses include all reads, writes, and lists.	Optional

Table 116 - Storage System Metadata (Sheet 2 of 2)

Metadata Name	Type	Description	Requirement
cdmi_mcount	JSON String	The number of times that the object has been modified since it was originally created. Modifications include all value and metadata changes. Modifications to metadata resulting from reads (such as updates to <i>atime</i>) do not count as a modification.	Optional
cdmi_hash	JSON String	The hash of the value of the object, encoded using base 16 encoding rules described in RFC 4648 . This metadata field shall be present when the <code>cdmi_value_hash</code> data system metadata for the object or a parent object indicates that the value of the object should be hashed.	Optional
cdmi_owner	JSON String	The name of the principal that has owner privileges for the object.	Mandatory
cdmi_acl	JSON Array of JSON Objects	Standard ACL metadata. If not specified when the object is created, this metadata shall be filled in by the system.	Optional

16.4 Support for Data System Metadata

When specified, data system metadata provides guidelines to the cloud storage system on how to provide storage data services for data managed through the CDMI interface.

Data system metadata (see [Table 117](#)) is inherited from parent objects to any children. If a child explicitly contains data system metadata, the metadata value of the child data system shall override the metadata value of the parent data system.

Table 117 - Data System Metadata (Sheet 1 of 6)

Metadata Name	Type	Description	Requirement
cdmi_data_redundancy	JSON String	If this data system metadata item is present and set to a positive numeric string, it indicates that the client is requesting a desired number of complete copies. Additional copies may be made to satisfy demand for the value. When this data system metadata item is absent, or is present and is not set to a positive numeric string, this data system metadata item shall not be used.	Optional
cdmi_immediate_redundancy	JSON String	If this data system metadata item is present and set to "true", it indicates that the client is requesting that at least the number of copies indicated in <code>cdmi_data_redundancy</code> contain the newly written value before the operation completes. This metadata is used to make sure that multiple copies of the data are written to permanent storage to prevent possible data loss. When this data system metadata item is absent, or is present and is not set to "true", this data system metadata item shall not be used. If the requested number of copies cannot be created within the HTTP timeout period, the transaction shall complete, but the <code>cdmi_immediate_redundancy_provided</code> data system metadata shall be set to "false".	Optional

Table 117 - Data System Metadata (Sheet 2 of 6)

Metadata Name	Type	Description	Requirement
cdmi_assignedsize	JSON String	<p>If this data system metadata item is present and set to a positive numeric string, it indicates that the client is specifying the size in bytes that is desired to be reported for a container object exported via other protocols (see 9.1.1). The system is not required to reserve this space and may thin-provision the requested space. Thus, the requested value may be greater than the actual storage space consumed. When this data system metadata item is absent, or is present and is not set to a positive numeric string, this data system metadata item shall not be used.</p> <p>This data system metadata item is only applied against container objects and is not inherited by child objects.</p>	Optional
cdmi_infrastructure_redundancy	JSON String	<p>If this data system metadata item is present and set to a positive numeric string, it indicates that the client is requesting a desired number of independent storage infrastructures supporting the multiple copies of data. This metadata is used to convey that, of the copies specified in cdmi_data_redundancy, these copies shall be stored on this many separate infrastructures. When this data system metadata item is absent, or is present and is not set to a positive numeric string, this data system metadata item shall not be used.</p>	Optional
cdmi_data_dispersion	JSON String	<p>If this data system metadata item is present and set to a positive numeric string, it indicates that the client is requesting a minimum desired distance (in km) between the infrastructures supporting the multiple copies of data. This metadata is used to separate the (cdmi_infrastructure_redundancy number of) infrastructures by a minimum geographic distance to prevent data loss due to site disasters. When this data system metadata item is absent, or is present and is not set to a positive numeric string, this data system metadata item shall not be used.</p>	Optional

Table 117 - Data System Metadata (Sheet 3 of 6)

Metadata Name	Type	Description	Requirement
cdmi_geographic_placement	JSON Array of JSON Strings	<p>If this data system metadata item is present and set to zero or more geopolitical identifiers, it indicates that the client is requesting restrictions on the geographic regions where the object is permitted to be stored. Each geopolitical identifier shall be in the form of either a string containing a valid ISO 3166 country/country-subdivision code, which indicates that storage is permitted within that geopolitical region, or in the form of a string starting with the "!" character in front of a valid ISO 3166 country/country-subdivision code, which excludes that country/country-subdivision from the previous list of geopolitical regions.</p> <p>The list is evaluated, in order, from left to right, with evaluation of each candidate storage location stopping when the candidate location is a permitted or prohibited region or is contained within a permitted or prohibited region. In addition to the ISO 3166 codes, "*" shall indicate all regions. If a candidate location does not match any of the entries in the list, the candidate location shall be considered to be prohibited.</p> <ul style="list-style-type: none"> • When this data system metadata item is absent, this data system metadata item shall not be used. • When this data system metadata item is present and does not contain valid geopolitical identifiers, the create, update, or deserialize operation shall fail with an HTTP status code of 400 Bad Request. • When this data system metadata item is present and valid, but no available storage locations are permitted, the create, update, or deserialize operation shall fail with an HTTP status code of 403 Forbidden. 	Optional
cdmi_retention_id	JSON String	<p>If this data system metadata item is present and not an empty string, it indicates that the client is requesting that the string be used to tag a given object as being managed by a specific retention policy. This data system metadata item is not required to place an object under retention, but is useful when needing to be able to perform a query to find all objects under a specific retention policy. When this data system metadata item is absent, or is present and an empty string, this data system metadata item shall not be used.</p>	Optional
cdmi_retention_period	JSON String	<p>If this data system metadata item is present and contains a valid ISO 8601:2004 time interval (as described in 5.14), it indicates that the client is requesting that an object be placed under retention (see 17.3). When this data system metadata item is absent, this data system metadata item shall not be used. When this data system metadata item is present but does not contain a valid ISO 8601:2004 time interval, the create, update, or deserialize operation shall fail with an HTTP status code of 400 Bad Request.</p> <p>If this data system metadata item is updated and the new end date is before the current end date, the update operation shall fail with an HTTP status code of 403 Forbidden.</p>	Optional
cdmi_retention_auto_delete	JSON String	<p>If this data system metadata item is present and set to "true", it indicates that the client is requesting that an object under retention be automatically deleted when retention expires. When this data system metadata item is absent, or is present and is not set to "true", this data system metadata item shall not be used.</p>	Optional

Table 117 - Data System Metadata (Sheet 4 of 6)

Metadata Name	Type	Description	Requirement
cdmi_hold_id	JSON Array of JSON Strings	<p>If this data system metadata item is present and not an empty array, it indicates that the client is requesting that an object be placed under hold (see 17.4). Each string in the array shall contain a unique user-specified hold identifier.</p> <p>When this data system metadata item is absent, or is present and is an empty JSON array, this data system metadata item shall not be used.</p> <p>If this data system metadata item is updated, and a previously existing hold string has been removed or changed in the update, the update operation shall fail with an HTTP status code of 403 Forbidden. (See 17.4 concerning releasing holds.)</p>	Optional
cdmi_encryption	JSON String	<p>If this data system metadata item is present and not an empty string, it indicates that the client is requesting that the object be encrypted while at rest. If encrypted, all data and metadata related to the object shall be encrypted. Supported algorithm/mode/length values are provided by the cdmi_encryption capability.</p> <p>When this data system metadata item is absent, this data system metadata item shall not be used.</p> <p>If this data system metadata item is present but does not contain a valid encryption algorithm/mode/length string, the system is free to choose to ignore the data system metadata, to fail with an HTTP status code of 400 Bad Request, or to select an encryption algorithm/mode/length of the system's choice.</p> <p>Supported encryption algorithms are expressed as a string in the form of ALGORITHM_MODE_KEYLENGTH, where:</p> <ul style="list-style-type: none"> • "ALGORITHM" is the encryption algorithm (e.g., "AES" or "3DES"). • "MODE" is the mode of operation (e.g., "XTS", "CBC", or "CTR"). • "KEYLENGTH" is the key size in bytes (e.g., "128", "192", "256"). <p>To improve interoperability between CDMI implementations, the following designators should be used for the more common encryption combinations:</p> <ul style="list-style-type: none"> • "3DES_ECB_168" for the three-key TripleDES algorithm, the Electronic Code Book (ECB) mode of operation, and a key size of 168 bits; • "3DES_CBC_168" for the three-key TripleDES algorithm, the Cipher Block Chaining (CBC) mode of operation, and a key size of 168 bits; • "AES_CBC_128" for the AES algorithm, the CBC mode of operation, and a key size of 128 bits; • "AES_CBC_256" for the AES algorithm, the CBC mode of operation, and a key size of 256 bits; • "AES_XTS_128" for the AES algorithm, the XTS mode of operation, and a key size of 128 bits; and • "AES_XTS_256" for the AES algorithm, the XTS mode of operation, and a key size of 256 bits. 	Optional

Table 117 - Data System Metadata (Sheet 5 of 6)

Metadata Name	Type	Description	Requirement
cdmi_value_hash	JSON String	<p>If this data system metadata item is present and not an empty string, it indicates that the client is requesting that the system hash the object value using the hashing algorithm and length requested. The result of the hash shall be provided in the cdmi_hash storage system metadata item. Supported algorithm/length values are provided by the cdmi_value_hash capability.</p> <p>When this data system metadata item is absent, this data system metadata item shall not be used.</p> <p>If this data system metadata item is present but does not contain a valid hash algorithm/length string, the system is free to choose to ignore the data system metadata, to fail with an HTTP status code of 400 Bad Request, or to select a hash algorithm/length of the system's choice.</p> <p>Supported hash algorithms are expressed as a string in the form of ALGORITHM LENGTH, where:</p> <ul style="list-style-type: none"> • "ALGORITHM" is the hash algorithm (e.g., "SHA"). • "LENGTH" is the hash size in bytes (e.g., "160", "256"). <p>To improve interoperability between CDMI implementations, the following designators should be used for the more common encryption combinations:</p> <ul style="list-style-type: none"> • "SHA160" for SHA-1, and • "SHA256" for SHA-2. 	Optional
cdmi_latency	JSON String	<p>If this data system metadata item is present and set to a positive numeric string, it indicates that the client is requesting a desired maximum time to first byte, in milliseconds. This metadata is the desired latency (in milliseconds) to the first byte of data, as measured from the edge of the cloud and factoring out any propagation latency between the client and the cloud. For example, this metadata may be used to determine, in an interoperable way, from what type of storage medium the data may be served. When this data system metadata item is absent, or is present and is not set to a positive numeric string, this data system metadata item shall not be used.</p>	Optional
cdmi_throughput	JSON String	<p>If this data system metadata item is present and set to a positive numeric string, it indicates that the client is requesting a desired maximum data rate on retrieve, in bytes per second. This metadata is the desired bandwidth to the data, as measured from the edge of the cloud and factoring out any bandwidth capability between the client and the cloud. This metadata is used to stage the data in locations where there is sufficient bandwidth to accommodate a maximum usage. When this data system metadata item is absent, or is present and is not set to a positive numeric string, this data system metadata item shall not be used.</p>	Optional

Table 117 - Data System Metadata (Sheet 6 of 6)

Metadata Name	Type	Description	Requirement
cdmi_sanitization_method	JSON String	<p>If this data system metadata item is present and not an empty string, it indicates that the client is requesting that the system use a specific sanitization method to delete data such that the data is unrecoverable after an update or delete operation. Supported sanitization method values are provided by the cdmi_sanitization_method capability.</p> <p>When this data system metadata item is absent, this data system metadata item shall not be used.</p> <p>If this data system metadata item is present but does not contain a valid sanitization method string, the system is free to choose to ignore the data system metadata, to fail with an HTTP status code of 400 Bad Request, or to select a sanitization method of the system's choice.</p> <p>Supported sanitization methods are defined as system-specific strings.</p>	Optional
cdmi_RPO	JSON String	<p>If this data system metadata item is present and set to a positive numeric string, it indicates that the client is requesting a largest acceptable duration in time between an update or create and when the object may be recovered, specified in seconds. This metadata is used to indicate the desired backup frequency from the primary copy or copies of the data to the secondary copy or copies. It is the maximum acceptable time period before a failure or disaster during which changes to data may be lost as a consequence of recovery. When this data system metadata item is absent, or is present and is not set to a positive numeric string, this data system metadata item shall not be used.</p>	Optional
cdmi_RTO	JSON String	<p>If this data system metadata item is present and set to a positive numeric string, it indicates that the client is requesting the largest acceptable duration in time to restore data, specified in seconds. This metadata is used to indicate the desired maximum acceptable duration to restore the primary copy or copies of the data from a secondary backup copy or copies. When this data system metadata item is absent, or is present and is not set to a positive numeric string, this data system metadata item shall not be used.</p>	Optional

16.5 Support for Provided Data System Metadata

For each metadata item in a data system, there is an actual value that the offering is able to achieve at this time, as shown in [Table 118](#).

Table 118 - Provided Values of Data Systems Metadata Items (Sheet 1 of 2)

Metadata Name	Type	Description	Requirement
cdmi_data_redundancy_provided	JSON String	Contains the current number of complete copies of the data object at this time	Optional
cdmi_immediate_redundancy_provided	JSON String	If present and set to "true", indicates if immediate redundancy is provided for the object	Optional

Table 118 - Provided Values of Data Systems Metadata Items (Sheet 2 of 2)

Metadata Name	Type	Description	Requirement
cdmi_infrastructure_redundancy_provided	JSON String	Contains the current number of independent storage infrastructures supporting the data currently operating.	Optional
cdmi_data_dispersion_provided	JSON String	Contains the current lowest distance (km) between any two infrastructures hosting the data	Optional
cdmi_geographic_placement_provided	JSON Array of JSON Strings	Contains an ISO-3166 identifier that corresponds to a geopolitical region where the object is stored	Optional
cdmi_retention_period_provided	JSON String	Contains an ISO 8601:2004 time interval (as described in 5.14) specifying the period the object is protected by retention	Optional
cdmi_retention_autodelete_provided	JSON String	Contains "true" if the object will automatically be deleted when retention expires	Optional
cdmi_hold_id_provided	JSON Array of JSON Strings	Contains the user-specified hold identifiers for active holds	Optional
cdmi_encryption_provided	JSON String	Contains the algorithm used for encryption, the mode of operation, and the key size. (See cdmi_encryption in Table 117 for the format.)	Optional
cdmi_value_hash_provided	JSON String	Contains the algorithm and length being used to hash the object value	Optional
cdmi_latency_provided	JSON String	Contains the provided maximum time to first byte	Optional
cdmi_throughput_provided	JSON String	Contains the provided maximum data rate on retrieve	Optional
cdmi_sanitization_method_provided	JSON String	Contains the sanitization method used	Optional
cdmi_RPO_provided	JSON String	Contains the provided duration, in seconds, between an update and when the update may be recovered	Optional
cdmi_RTO_provided	JSON String	Contains the provided duration, in seconds, to restore data	Optional

17 Retention and Hold Management

17.1 Introduction

A cloud storage system may optionally implement retention management disciplines into the system management functionality of the cloud-based storage system. The implementation of retention and hold capabilities is indicated by the presence of the cloud storage system-wide capabilities for retention and hold capabilities.

Retention management includes implementing a retention policy, defining a hold policy to enable objects to be held for specific purposes (e.g., litigation), and defining how the rules for deleting objects are affected by placing either a retention policy and/or a hold on an object. CDMI™ object deletion is not a capability of retention management, per se, but rather is a general system capability. However, this clause describes what happens when placing either a retention policy and/or a hold on an object.

Retention management may be applied to the following object types:

- data objects,
- queue objects, and
- container objects.

17.2 Retention Management Disciplines

CDMI retention, deletion, and hold management affect any CDMI client that creates or deletes CDMI objects, as these disciplines mandate how a cloud storage system manages CDMI objects when they are created and until they are deleted.

CDMI retention management is comprised of three management disciplines: retention, hold, and deletion:

- CDMI retention uses retention time criteria to determine the time period during which object deletion from the CDMI-based system is prohibited. No changes to the object are allowed, even after the retention period has expired, except as specified below.
- CDMI hold prohibits object deletion and modification until all holds on the object have been released.
- A CDMI-based system shall not allow the deletion of a CDMI object before the CDMI retention time criteria are met or while holds exist. Any deletion attempts (e.g., by a CDMI application) shall return an error.
- After the CDMI retention time criteria have been met and all holds have been released, CDMI retention and holds shall no longer be a reason to prohibit object deletion.
- Once the retention period has started or if holds exist, changes to the object data and metadata shall not be allowed, with the exception of extensions to the retention and hold data system metadata. The retention data system metadata may be added or the retention period extended, and the hold data system metadata may be added or extended with additional holds. Any other attempt to modify the object shall return an error.

17.3 CDMI Retention

CDMI retention only allows one concurrent retention policy to be applied to an object at a time.

Retention management uses time criteria to determine the time period during which CDMI object deletion from the CDMI-based system shall be prohibited. CDMI retention criteria shall be specified by the following data system metadata:

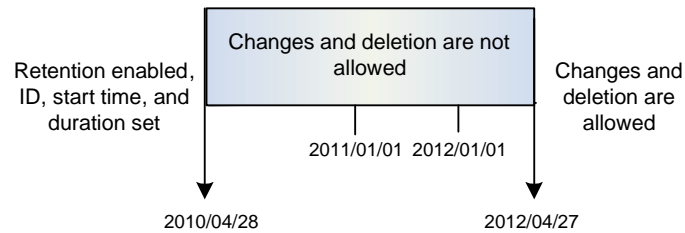
- a retention criteria identifier—a CDMI client-specified string that shall identify the retention records class (`cdmi_retention_id`); and

- a retention start time and retention period time—the start time, when used together with period, indicating when retention shall no longer be enforced (`cdmi_retention_period`).

When a CDMI client attempts to delete an object, the cloud storage system shall evaluate all such retention criteria and return an error, if any retention criteria have not been met.

When copying objects with a retention policy, retention properties shall not be transferred from the source CDMI object to the destination object, and the destination object shall not have a retention policy.

Figure 10 shows how to establish time-based retention with a retention identifier. The value of the object data system metadata for the retention period shall not be reduced.



Example: Retention start date of 2010/04/28 with a duration of 730 days. No holds.

Figure 10 - Object Retention

A specific HTTP error code (403) shall be returned on operations to objects that are under retention period when the cloud storage system attempts to change or delete the object before the retention period criteria are met.

A cloud storage system shall not prevent metadata changes that increase the retention period, as there are valid business reasons to change a retention period for an object.

17.4 CDMI Hold

CDMI hold enforces read-only data object access and prohibition of object deletion. A cloud storage system shall allow multiple holds to be applied to a single object to satisfy multiple hold orders.

While an object is on hold, a cloud storage system shall strictly enforce read-only access to the object and prohibit object deletion.

When copying objects that are on hold, hold properties shall not be transferred from the source CDMI object to the destination object, and the destination object shall not be on hold.

Hold management uses a hold indicator to determine the time period(s) during which CDMI object revision (data and metadata) and deletion from the CDMI-based system shall be prohibited. CDMI hold criteria shall be specified by data system metadata, specifically, a hold criteria identifier that is a client-specified string that shall identify the holds and their order.

A CDMI client may place an object on hold by adding a hold identifier to the `cdmi_hold_id` data system metadata item. When an object is on hold, CDMI clients shall be subject to failures or unexpected state changes on operations, which would otherwise be successful if the object was not on hold.

Figure 11 shows how placing a hold on an object affects its read-only and deletion capability.

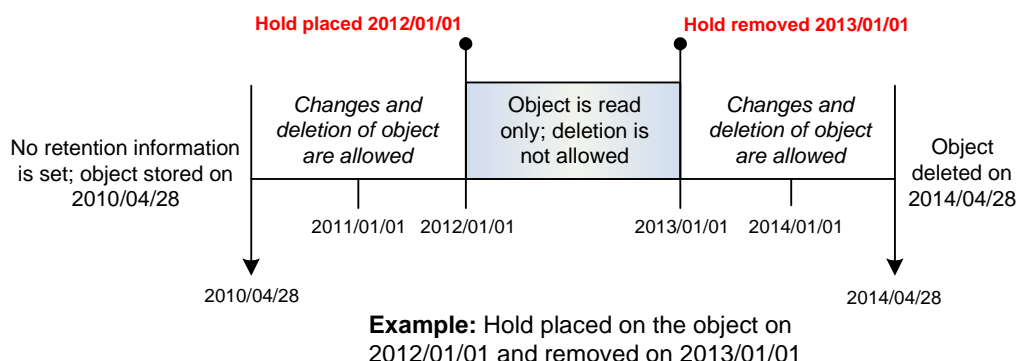


Figure 11 - Object Hold

Figure 12 shows how to establish time-based retention with a retention identifier that has a hold placed on the object. The value of the object data system metadata for the retention period shall not be reduced, and the value of the object data system metadata for hold identifiers shall not permit holds to be removed. Removing holds is outside the scope of this international standard.

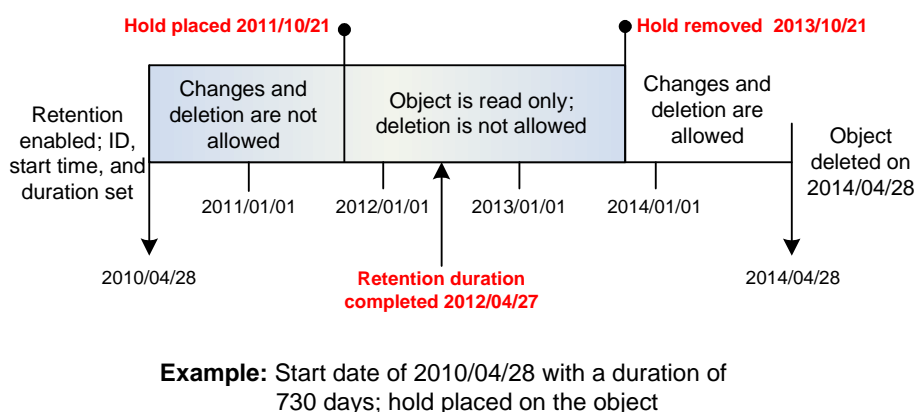


Figure 12 - Object Hold on Object with Retention

Figure 13 shows how placing multiple holds on an object affects its read-only and deletion capability.

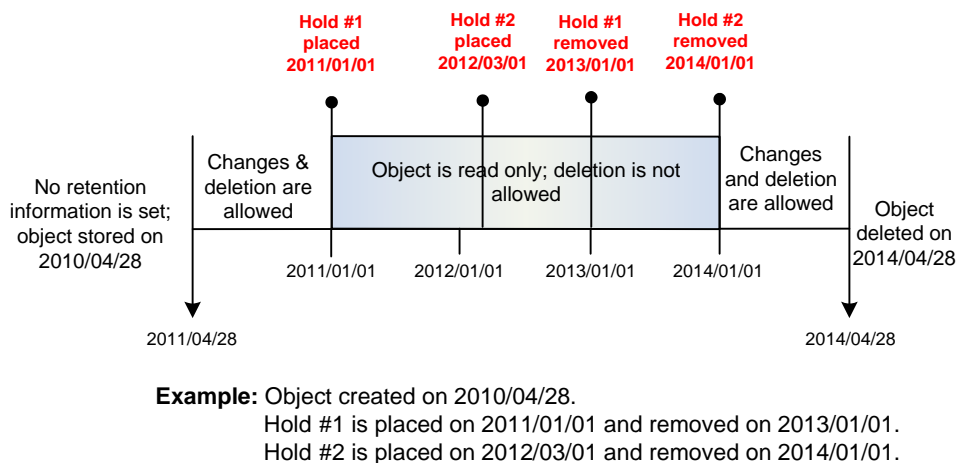


Figure 13 - Object with Multiple Holds

A cloud storage system shall maintain an on-hold object in read-only mode with respect to the application access to data and metadata and shall prohibit deletion, either automated or explicit.

- CDMI clients shall tolerate these object on-hold failures or state changes.
- Releases from hold are not part of this international standard and are typically performed out of band using an additionally secured non-CDMI mechanism provided by the implementation.

A specific HTTP error code (403) shall be returned on operations to objects that are under a hold when the system attempts to change the object or attempts to delete the object before the hold is removed. This failure should be an error to the application.

17.5 CDMI Auto-deletion

CDMI deletion controls cloud storage system actions with respect to object deletion. A cloud storage system may automatically delete a CDMI object after the retention time and hold criteria have been met. (See `cdmi_retention_autodelete` in [Table 117](#).)

CDMI objects shall be automatically deleted by the system at the retention period expiration by setting the data system metadata flag `cdmi_retention_autodelete`. The `cdmi_retention_autodelete` flag indicates to the system that the object shall be made unavailable for access after the retention criteria have been satisfied. The system shall ensure that the object is no longer available through the CDMI interface. If the system has satisfied the retention requirement and a hold is established for the object, the object shall not be made unavailable or deleted. When a hold and retention have been applied to an object, both need to be satisfied (retention period expired and no holds existing) for objects to be automatically deleted from the system.

17.6 Retention Security Considerations

The accuracy and integrity of the retention start and elapsed times depend on the accuracy and integrity of the clock that is used to set their values. Equally important is the relative accuracy and security of the clock that determines if retention period has elapsed when compared to the clock that sets the start time property. Relative time differences between these two clocks may lead to undesirable retention and deletion management behavior.

It is important to have a reliable source from which the system clock is set. A stratum 1 time is directly connected to a reference clock and is at the top of the time server hierarchy. Relative time differences between the system clock and the reference clock may lead to undesirable retention timestamps and difficulties with time action events.

EXAMPLE An object is created in an cloud storage system at time 0 with period of 8 years and `autodelete` of `TRUE`. At time 1 year, the system clock is adjusted forward to 9 years. Now, because the system time is 9 years, the retention time criterion is satisfied, even though only 1 year has actually elapsed. And, since `autodelete` is `TRUE`, the system automatically deletes the object.

The specification for accuracy and integrity of timekeeping is not within the scope of this international standard. However, to prevent undesirable retention and deletion management consequences, systems should maintain accurate clock time, with zero or minimal deviation to clock integrity.

18 Scope Specification

18.1 Introduction

CDMI™ provides a standardized mechanism to define sets of objects that match certain characteristics. This mechanism is known as a CDMI scope specification. Scope specifications are typically used to provide a CDMI client with a way to indicate in what set of CDMI objects it is interested.

Each JSON object within the scope specification represents a set of conditions that shall all be true in order for an object to be considered to match against the scope (a logical AND relationship). For queries, a matching object would be returned in the query results. An empty scope specification is considered to evaluate to true. Multiple JSON objects are used to express logical OR relationships, where if any JSON object in the scope evaluates to true, then the object shall be considered to have matched against the scope.

Each JSON object is constructed using the same structure that CDMI objects use. To show this structure, assume the following result from a CDMI GET for a data object:

```
HTTP/1.1 200 OK
Content-Type: application/cdm-object
X-CDMI-Specification-Version: 1.0.2

{
  "objectType" : "application/cdm-object",
  "objectID" : "00007E7F0010EB9092B29F6CD6AD6824",
  "objectName" : "MyDataObject.txt",
  "parentURI" : "/MyContainer/",
    "parentID" : "00007E7F00102E230ED82694DAA975D2",
  "domainURI" : "/cdmi_domains/MyDomain/",
  "capabilitiesURI" : "/cdmi_capabilities/dataobject/",
  "completionStatus" : "Complete",
  "mimetype" : "text/plain",
  "metadata" : {
    "cdmi_size" : "108263"
  },
  "valuerange" : "0-108262",
  "value" : "..."
}
```

18.2 Examples

Each field inside a scope specification JSON object represents a condition that shall be met for a field.

EXAMPLE 1 A query to find all objects belonging to the domain `/cdmi_domains/MyDomain/` is structured as follows:

```
[
  {
    "domainURI" : "== /cdmi_domains/MyDomain/"
  }
]
```

EXAMPLE 2 To query for all objects belonging to the domain `/cdmi_domains/MyDomain/` AND are also located within the container `MyContainer`, the scope specification is structured as follows:

```
[
  {
    "parentURI" : "== /MyContainer/",
    "domainURI" : "== /cdmi_domains/MyDomain/"
  }
]
```

EXAMPLE 3 To query for all objects that belong to the domain MyDomain OR are located within the container MyContainer, the query is structured as follows:

```
[
  {
    "parentURI" : "== /MyContainer/",
  },
  {
    "domainURI" : "== /cdmi_domains/MyDomain/"
  }
]
```

Queries may match on any field within an object that a cloud storage system is capable of returning as a result of an object GET.

EXAMPLE 4 To query metadata items, the metadata object is included as an object within the query request. This query is shown as follows:

```
[
  {
    "metadata" : {
      "colour" : "== blue"
    }
  }
]
```

This approach allows matching against arbitrarily nested metadata structures.

To query the value of objects, the value field is included within the query request. Values are always represented using base 64 encoding in queries.

EXAMPLE 5 This query is shown as follows:

```
{
  [
    {
      "value" : "== Ymx1ZQ=="
    }
  ]
}
```

Query against the value of objects is optional and is indicated by the presence of the cdmi_query_value capability.

18.3 Query Matching Expressions

Table 119 defines the query matching expressions.

Table 119 - Query Matching Expressions (Sheet 1 of 5)

Matching Expression	Description
"field" : "*"	The exists matching expression tests for the existence of the field. If the field is present, even if empty, the condition shall be considered to be met.
"field" : "!*"	The not exists matching expression tests for the non-existence of the field. If the field is absent, the condition shall be considered to be met.

Table 119 - Query Matching Expressions (Sheet 2 of 5)

Matching Expression	Description
"field" : "== constant"	<p>The equals matching expression tests for the equality of the value of the field and a specified constant value. The equality test is case sensitive.</p> <p>The leading space after the "==" and before the constant value is not included in the comparison. If the constant value matches the value of the field, the condition shall be considered to be met.</p> <p>If the matching expression starts with a "#" character (e.g., "#=="), the value of the field is considered to be numeric for the purposes of comparison. Numeric constant strings shall be processed according to the JSON number representation described in RFC 4627. A numeric matching expression shall be considered to be non-matching against a non-numeric field value.</p>
"field" : "!= constant"	<p>The not equals matching expression tests for the non-equality of the value of the field and a specified constant value. The not-equals test is case sensitive.</p> <p>The leading space character after the "!=" and before the constant value is not included in the comparison. If the constant value does not match the value of the field, the condition shall be considered to be met.</p> <p>If the matching expression starts with a "#" character (e.g., "#!="), the value of the field is considered to be numeric for the purposes of comparison. Numeric constant strings shall be processed according to the JSON number representation described in RFC 4627. A numeric matching expression shall be considered to be non-matching against a non-numeric field value.</p>
"field" : "> constant"	<p>The greater than matching expression tests if the value of the field is lexicographically greater than a specified constant value. The greater than test is case sensitive.</p> <p>The leading space character after the ">" and before the constant value is not included in the comparison.</p> <p>If the constant value is greater than the value of the field, the condition shall be considered to be met. If the matching expression starts with a "#" character (e.g., "#>"), the value of the field is considered to be numeric for the purposes of comparison. Numeric constant strings shall be processed according to the JSON number representation described in RFC 4627. A numeric matching expression shall be considered to be non-matching against a non-numeric field value.</p>
"field" : ">= constant"	<p>The greater than or equals to matching expression tests if the value of the field is lexicographically greater than or equal to a specified constant value. The greater than or equals to test is case sensitive.</p> <p>The leading space character after the ">=" and before the constant value is not included in the comparison.</p> <p>If the constant value is greater than or equal to the value of the field, the condition shall be considered to be met. If the matching expression starts with a "#" character (e.g., "#>="), the value of the field is considered to be numeric for the purposes of comparison. Numeric constant strings shall be processed according to the JSON number representation described in RFC 4627. A numeric matching expression shall be considered to be non-matching against a non-numeric field value.</p>

Table 119 - Query Matching Expressions (Sheet 3 of 5)

Matching Expression	Description
"field" : "< constant"	<p>The less than operator tests if the value of the field is lexicographically less than a specified constant value. The less than test is case sensitive.</p> <p>The leading space character after the "<" and before the constant value is not included in the comparison.</p> <p>If the constant value is less than the value of the field, the condition shall be considered to be met. If the matching expression starts with a "#" character (e.g., "#<"), the value of the field is considered to be numeric for the purposes of comparison. Numeric constant strings shall be processed according to the JSON number representation described in RFC 4627. A numeric matching expression shall be considered to be non-matching against a non-numeric field value.</p>
"field" : "<= constant"	<p>The less than or equals to matching expression tests if the value of the field is lexicographically less than or equal to a specified constant value. The less than or equal test is case sensitive.</p> <p>The leading space character after the "<=" and before the constant value is not included in the comparison.</p> <p>If the constant value is less than or equal to the value of the field, the condition shall be considered to be met. If the matching expression starts with a "#" character (e.g., "#<="), the value of the field is considered to be numeric for the purposes of comparison. Numeric constant strings shall be processed according to the JSON number representation described in RFC 4627. A numeric matching expression shall be considered to be non-matching against a non-numeric field value.</p>
"field" : "starts constant"	<p>The starts with matching expression tests if the field value starts with a specified constant value. The leading space character after the "starts" and before the constant value is not included in the comparison. The starts with test is case sensitive.</p> <p>If the constant value is equal to the start of the value of the field, the condition shall be considered to be met.</p>
"field" : "!starts constant"	<p>The not starts with matching expression tests if the field value does not start with a specified constant value. The leading space character after the "!starts" and before the constant value is not included in the comparison. The not starts with test is case sensitive.</p> <p>If the constant value is not equal to the start of the value of the field, the condition shall be considered to be met.</p>
"field" : "ends constant"	<p>The ends with matching expression tests if the field value ends with a specified constant value. The leading space character after the "ends" and before the constant value is not included in the comparison. The ends with test is case sensitive.</p> <p>If the constant value is equal to the end of the value of the field, the condition shall be considered to be met.</p>
"field" : "!ends constant"	<p>The not ends with matching expression tests if the field value does not end with a specified constant value. The leading space character after the "!ends" and before the constant value is not included in the comparison. The not ends with test is case sensitive.</p> <p>If the constant value is not equal to the end of the value of the field, the condition shall be considered to be met.</p>

Table 119 - Query Matching Expressions (Sheet 4 of 5)

Matching Expression	Description
"field" : "contains constant"	<p>The contains matching expression tests if the field value contains a specified constant value. The leading space character after the "contains" and before the constant value is not included in the comparison. The contains test is case sensitive.</p> <p>If the constant value is found as a substring within the value of the field, the condition shall be considered to be met. The contains operator is only supported if the <code>cdmi_query_contains</code> capability is present.</p>
"field" : "!contains constant"	<p>The not contains matching expression tests if the field value does not contain a specified constant value. The leading space character after the "!contains" and before the constant value is not included in the comparison. The not contains test is case sensitive.</p> <p>If the constant value is not found as a substring within the value of the field, the condition shall be considered to be met. The not contains operator is only supported if the <code>cdmi_query_contains</code> capability is present.</p>
"field" : "tag constant"	<p>The tag matching expression tests if the field value contains a specified constant tag value. The leading space character after the "tag" and before the constant value is not included in the comparison. The tag test is not case sensitive.</p> <p>If the constant value is found as a tag substring within the value of the field, the condition shall be considered to be met. Tag substrings start at the beginning of the value or a ",", and end at the next ",", or the end of the string. Whitespace before and after "," characters shall be stripped for the purpose of comparisons.</p> <p>Tag matching expressions are only supported if the <code>cdmi_query_tags</code> capability is present.</p>
"field" : "!tag constant"	<p>The not tag matching expression tests if the field value does not contain a specified constant tag value. The leading space character after the "!tag" and before the constant value is not included in the comparison. The not tag test is not case sensitive.</p> <p>If the constant value is not found as a tag substring within the value of the field, the condition shall be considered to be met. Tag substrings start at the beginning of the value or a ",", and end at the next ",", or the end of the string. Whitespace before and after "," characters shall be stripped for the purpose of comparisons.</p> <p>Tag matching expressions are only supported if the <code>cdmi_query_tags</code> capability is present.</p>
"field" : "=~ constant"	<p>The regular expression matching expression tests if the field value matches a specified constant regular expression value.</p> <p>The leading space character after the "=~" and before the constant value is not included in the comparison. If the regular expression evaluates to true against the value, the condition shall be considered to be met.</p> <p>Regular expression strings shall be processed according to the POSIX Extended Regular Expression (ERE) standard, as specified in IEEE Std 1003.1.</p> <p>Regex matching expressions are only supported if the <code>cdmi_query_regex</code> capability is present.</p>

Table 119 - Query Matching Expressions (Sheet 5 of 5)

Matching Expression	Description
"field" : "!~ constant"	<p>The not regular expression matching expression tests if the field value does not match a specified constant regular expression value.</p> <p>The leading space character after the "!~" and before the constant value is not included in the comparison. If the regular expression evaluates to false against the value, the condition shall be considered to be met.</p> <p>Regular expression strings shall be processed according to the POSIX Extended Regular Expression (ERE) standard, as specified in The Open Group Base Specifications Issue 6, IEEE Std 1003.1, 2004 Edition.</p> <p>Regex matching expressions are only supported if the <code>cdmi_query_regex</code> capability is present.</p>

All fields in objects that are not included in the scope specification shall be ignored for the purpose of matching objects.

When a URI is used as the constant for the equals and not equals operators against the `parentURI`, `domainURI`, and `capabilitiesURI`, either a URI by path or URI by object ID can be specified and are considered interchangeable.

EXAMPLE 1 In a query to find all objects belonging to a specific domain, the following two query scopes are considered identical:

```
[
  {
    "domainURI" : "== /cdmi_domains/MyDomain/"
  }
]
and
[
  {
    "domainURI" : "== /cdmi_objectid/00007E7F001074C86AD256DA5C67180D/"
  }
]
```

EXAMPLE 2 Likewise, a query to find all objects with a given parent container would have two equivalent forms:

```
[
  {
    "parentURI" : "== /MyContainer/"
  }
]
and
[
  {
    "parentURI" : "== /cdmi_objectid/0000706D0010B84FAD185C425D8B537E/"
  }
]
```

If an object ID is used in a query scope in the `objectID` field or the `parentID` field, all object IDs shall be processed such that they are case insensitive.

19 Results Specification

19.1 Introduction

CDMI™ provides a standardized mechanism to define subsets of object contents. This mechanism is known as a CDMI results specification. Results specifications are typically used to provide a CDMI client with a way to indicate on what subset of the contents of CDMI objects it intends to retrieve or operate.

Each JSON object within the results specification represents a set of fields that are returned for each matching object.

The results JSON object shall be constructed using the same structure as is used for CDMI objects. To show this, assume the following result from a CDMI GET for a data object:

```
HTTP/1.1 200 OK
Content-Type: application/cdmi-object
X-CDMI-Specification-Version: 1.0.2

{
  "objectType" : "application/cdmi-object",
  "objectID" : "00007E7F0010EB9092B29F6CD6AD6824",
  "objectName" : "MyDataObject.txt",
  "parentURI" : "/MyContainer/",
    "parentID" : "00007E7F00102E230ED82694DAA975D2",
  "domainURI" : "/cdmi_domains/MyDomain/",
  "capabilitiesURI" : "/cdmi_capabilities/dataobject/",
  "completionStatus" : "Complete",
  "mimetype" : "text/plain",
  "metadata" : {
    "cdmi_size" : "108263"
  },
  "valuerange" : "0-108262",
  "value" : "...
}
```

19.2 Examples

Each field inside a results specification JSON object indicates that the field shall be included in the results.

EXAMPLE 1 The following results specification requests that the objectID and cdmi_size metadata fields be returned in the results:

```
{
  "cdmi_results_specification" : {
    "objectID" : "",
    "metadata" : {
      "cdmi_size" : ""
    }
  }
}
```

EXAMPLE 2 If an object is matched, the result JSON is enqueued as follows:

```
{
  "objectID" : "00007E7F0010EB9092B29F6CD6AD6824",
  "metadata" : {
    "cdmi_size" : "108263"
  }
}
```

For most common use cases, clients request either the objectID, the objectName and parentURI, or all three fields in the cdmi_results_specification. If the parentURI or objectName is requested, the field shall only be returned for objects existing in a container object.

EXAMPLE 3 To request all metadata items be returned for each matching object, the following `cdmi_results_specification` shall be used:

```
{
  "cdmi_results_specification" : {
    "metadata" : ""
  }
}
```

EXAMPLE 4 To request all fields and all metadata items be returned for each matching object, the following `cdmi_results_specification` shall be used:

```
{
  "cdmi_results_specification" : ""
}
```

The value field is always returned in base 64 encoding when included in a query result, where the `valuetransferencoding` field indicates the encoding that should be expected if a GET to read the object is performed.

20 Logging

20.1 Overview

CDMI™ logging is divided into three functional areas, each with differing levels of detail. These areas are

- object logging,
- security logging, and
- data management logging.

CDMI does not define the format of log messages. It is anticipated that future logging standards will address this area.

CDMI clients may access log data by creating a logging queue that indicates the scope of log messages that they wish to receive, as described in 20.5. If the user has sufficient permissions to create a logging queue, all log messages to which he or she has subscribed shall be enqueued into the queue, which may be accessed for processing and archival storage.

If multiple logging queues are defined, each queue shall get the log entry for a subscribed event. If no logging queues are defined that subscribe to a given log message or class of log messages, these messages do not have to be retained by the cloud storage system.

20.2 Object Logging

If logging is supported by the cloud storage system, all operations performed on CDMI objects (data objects, container objects, domain objects, queue objects, and capability objects) shall be persistently stored into all defined logging queues.

Log messages shall contain a minimum of the following information, in a format specified by the implementor:

- a timestamp in ISO-8601 format (see 5.14);
- the domain in which the operation was performed;
- the operation being performed;
- the URI of the object against which the operation was performed;
- the principal of the entity by which the operation was performed; and
- the result of the operation.

Operations logged should include operations performed to a CDMI-exported file system.

20.3 Security Logging

All security-sensitive events, including session establishment, authentication and authorization, and domain modifications and delegation shall be logged as security events. Security logging includes user and domain management, credential-related actions (i.e., revocation list validation) and should include out-of-band operations that affect the security of a cloud storage system (e.g., modifications of security properties of a CDMI domain via an administrative GUI).

If the cloud storage system supports a queue type of `cdmi_logging_queue` and a `cdmi_logging_class` of `cdmi_security_logging` as shown in 20.5, this indicates that the system supports audit logging. Consequently, the system-wide capability of `cdmi_security_audit` specified in Table 101 of 12.1.3 shall be set to "true". Otherwise, `cdmi_security_audit` shall not be present.

20.4 Data Management Logging

In addition to log messages associated with the alteration of metadata when changing data system metadata, logging should also include all conditions where the specified or actual data system metadata for objects change. For example, if the number of requested replicas was changed by a client, this change shall generate a log message indicating this change. A corresponding change in the actual number of replicas by the system shall also generate a log message.

This class of logging shall also contain object holds and retention policy log messages.

20.5 Logging Queues

Logging queues allow CDMI clients to get detailed logging information about the actions related to the operation of a cloud storage system. As queue data is persistent, no session state needs to be retained by the client. If different logging queues are used for different clients, then each client operates independently from the others (e.g., an analysis application may retrieve information about actions performed in a specific domain or set of objects using a logging queue that is uniquely configured to its specific needs).

Logging queues differ from notification queues (see [Clause 21](#)) in that the information provided is at a much more detailed level than notifications and is typically restricted to a smaller, privileged subset of clients.

When a client wishes to receive logging information, it may first check if the system is capable of providing logging by checking for the presence of the `cdmi_logging` capability in the root container capabilities. If this capability is not present, creating a logging queue shall be successful, but no logging entries shall be enqueued into the logging queue.

When creating a logging queue, the metadata described in [Table 120](#) shall be provided. Attempts to change metadata in this table shall result in an HTTP status code of 403 Forbidden. Once a logging queue has been created, with the exception of `cdmi_queue_type`, the metadata items in this table cannot be changed. `cdmi_queue_type` can only be removed, indicating to the system that the logging queue shall no longer receive log messages and shall be treated as a regular CDMI queue object.

Table 120 - Required Metadata for a Logging Queue (Sheet 1 of 2)

Metadata Name	Type	Description	Requirement
<code>cdmi_queue_type</code>	JSON String	The queue type indicates how the cloud storage system shall manage the queue object. The type of <code>cdmi_logging_queue</code> is defined for logging queues.	Mandatory
<code>cdmi_logging_class</code>	JSON Array of JSON Strings	Contains a JSON array that indicates which log messages are to be enqueued. Defined values are: <ul style="list-style-type: none"> <code>cdmi_object_logging</code> - Receive logging messages related to object operations; <code>cdmi_datasystem_logging</code> - Receive logging messages related to data system metadata state changes; and <code>cdmi_security_logging</code> - Receive logging messages related to security events. Clients may include the desired classes of log messages in the <code>cdmi_logging_class</code> JSON array. If all log messages are desired, an empty JSON array shall be used.	Mandatory

Table 120 - Required Metadata for a Logging Queue (Sheet 2 of 2)

Metadata Name	Type	Description	Requirement
cdmi_scope_specification	JSON Array of JSON Objects	The scope specification determines the set of objects for which associated log messages shall be enqueued. If logging is desired for all objects, include an empty JSON array. For security logging, the scope specification is ignored. See Clause 18 for how to construct a scope specification.	Mandatory

EXAMPLE 1 An example of the metadata associated with a logging queue is as follows:

```
{
  "metadata" : {
    "cdmi_queue_type" : "cdmi_logging_queue",
    "cdmi_logging_class" : [
      "cdmi_object_logging",
      "cdmi_security_logging"
    ],
    "cdmi_scope_specification" : [
      {
        "domainURI" : "=/cdmi_domains/MyDomain/"
      }
    ]
  }
}
```

When logging messages are dequeued from a logging queue, the contents of each queue value shall contain a JSON object and have a value MIME type of "application/json". This JSON object contains one or more JSON strings or objects, each representing a single log message.

Log messages are only included in a logging queue if the user who created the logging queue is able to access the object associated with the log message, (i.e., user has any ACE from [16.1.5](#)).

EXAMPLE 2 If the logging queue was created by the administrator, then all matching objects, without restriction, are included in the results. If the logging queue was created by user "jdoe", then only logging messages for objects that "jdoe" is allowed to access are included in the results.

[Table 121](#) describes the system-created metadata that provides details on the status of the logging queue.

Table 121 - Logging Status Metadata

Metadata Name	Type	Description	Requirement
cdmi_logging_status	JSON String	A string indicating the state of the logging queue. Defined values are: <ul style="list-style-type: none"> Processing - Indicates that the logging queue is scanning for results; Halted - Indicates that new log messages will no longer be enqueued; Current - Indicates that the logging queue contained all log messages that can be found at this time; and Error - Indicates that the logging queue metadata is not valid, or other errors were encountered that prevented logging messages from being enqueued. Arbitrary vendor-defined text may follow the string "Error". 	Mandatory

20.6 Logging Security Considerations

The timestamp accuracy and integrity of the log entries depend on the accuracy and integrity of the clock that is used to set their timestamp values. Accurate timestamps are essential to troubleshooting, forensic analysis of distributed attacks, dispute resolution, and proof of time-sensitive transactions. In essence, debugging, security, audit, and authentication are founded on the basis of event correlation (i.e., knowing exactly what happened in what order and on which side), and these security considerations depend on good time synchronization.

While specifying the accuracy and integrity of timekeeping is not within the scope of this international standard, to demonstrate that log timestamps are trustworthy, timestamps should be traceable to a standard time, and it should be demonstrated that system time may not be arbitrarily changed.

21 Notification Queues

A cloud storage system may optionally implement notification functionality. The implementation of notification is indicated by the presence of the cloud storage system-wide capabilities for notification and requires support for CDMI™ queues.

Notification queues allow CDMI clients to efficiently discover what changes have occurred to the system. As queue data is persistent, no session state needs to be retained by the client. If different notification queues are used for different clients, then each client operates independently from the others (e.g., a storage management application may use a notification queue to keep its database current without having to do full scans of a container to discover what data objects have been added, modified, or removed).

When a client wishes to receive notifications, it may first check if the system is capable of providing notifications by checking for the presence of the `cdmi_notification` capability in the root container capabilities. If this capability is not present, creating a notification queue shall be successful, but no notifications shall be enqueued into the notification queue.

To create a notification queue, the client creates a regular CDMI queue and adds metadata instructing the storage system to treat the queue as a notification queue. This added metadata also instructs the system about what types of notifications shall be generated and what information shall be included with each notification.

After the notification queue is created, all subsequent matching events after the queue creation time shall result in notification results being enqueued into the queue. CDMI does not mandate any specific ordering of events, and clients must be able to handle events that arrive out of order.

When creating a notification queue, the metadata described in [Table 122](#) shall be provided. Attempts to alter metadata in this table shall result in an HTTP status code of 403 Forbidden. After a notification queue has been created, with the exception of `cdmi_queue_type`, the metadata items in this table cannot be altered. `cdmi_queue_type` can only be removed, indicating to the system that the notification queue shall no longer receive notifications and shall be treated as a regular CDMI queue object.

Table 122 - Required Metadata for a Notification Queue (Sheet 1 of 3)

Metadata Name	Type	Description	Requirement
<code>cdmi_queue_type</code>	JSON String	The queue type indicates how the cloud storage system shall manage the queue object. The type of <code>cdmi_notification_queue</code> is defined for notification queues.	Mandatory
<code>cdmi_notification_events</code>	JSON Array of JSON Strings	Contains a JSON array that indicates which events generate notifications. Defined values are: <ul style="list-style-type: none"> <code>cdmi_create_processing</code> - Notifications are generated when a new object is created, but is still in the processing completion status. <code>cdmi_create_complete</code> - Notifications are generated when a new object is created immediately or when a new object in the process of being created transitions from the "processing" completion status. <code>cdmi_read</code> - Notifications are generated when an object is read. <code>cdmi_modify_processing</code> - Notifications are generated when an existing object is modified, but is still in the processing completion status. 	Mandatory

Table 122 - Required Metadata for a Notification Queue (Sheet 2 of 3)

Metadata Name	Type	Description	Requirement
		<ul style="list-style-type: none"> • <code>cdmi_modify_complete</code> - Notifications are generated when an existing object is modified and is in the complete completion status. This notification is also generated when an existing object being modified transitions from "Processing" to "Complete". • <code>cdmi_rename</code> - Notifications are generated when an object is renamed as part of a move request message operation. • <code>cdmi_copy</code> - Notifications are generated for the newly created copied object when the copy is completed. • <code>cdmi_reference</code> - Notifications are generated when a reference is created. • <code>cdmi_delete</code> - Notifications are generated when an object is deleted. • <code>cdmi_export</code> - Notifications are generated when a container is exported. • <code>cdmi_snapshot</code> - Notifications are generated when a container is snapshotted. • <implementor-specific events> <p>Clients may include the desired notification event types in the <code>cdmi_notification_events</code> JSON array. If all notifications events are desired, an empty JSON array shall be used.</p>	
<code>cdmi_scope_specification</code>	JSON Array of JSON Objects	<p>The scope specification determines the set of objects on which operations trigger the generation of notifications. If notifications are desired for all objects, include an empty JSON array.</p> <p>See Clause 18 for how to construct a scope specification.</p>	Mandatory

Table 122 - Required Metadata for a Notification Queue (Sheet 3 of 3)

Metadata Name	Type	Description	Requirement
cdmi_results_specification	JSON Object	<p>Contains the JSON fields to be returned for each object that matches the notification scope specification. See Clause 19 for how to construct a results specification.</p> <p>In addition to the fields defined in Clause 19, for notifications, four additional fields are defined:</p> <ul style="list-style-type: none"> • <code>cdmi_event</code> - Indicates the event as specified in the <code>cdmi_notification_events</code> field that triggered the notification; • <code>cdmi_event_result</code> - Indicates the status result of the event that triggered the notification. The status is the same as the status that was returned over the HTTP request, i.e., 200 OK, 404 Not Found, etc.; • <code>cdmi_event_time</code> - Indicates the time of the event that triggered the notification. The time will be formatted in ISO-8601 time (see 5.14 and ISO 8601:2004); and • <code>cdmi_event_user</code> - Indicates the principal (ACL name) of the user that caused the event that triggered the notification. If the system triggered the event, the name will be left as an empty string. 	Mandatory

EXAMPLE 1 The metadata associated with a notification queue is as follows:

```
{
  "metadata" : {
    "cdmi_queue_type" : "cdmi_notification_queue",
    "cdmi_notification_events" : [
      "cdmi_create_complete",
      "cdmi_read",
      "cdmi_modify_complete",
      "cdmi_delete"
    ],
    "cdmi_scope_specification" : [
      {
        "domainURI" : "=/cdmi_domains/MyDomain/",
        "parentURI" : "starts /sandbox",
        "metadata" : {
          "cdmi_size" : ">+100000"
        }
      }
    ],
    "cdmi_results_specification" : {
      "cdmi_event" : "",
      "cdmi_event_result" : "",
      "cdmi_event_time" : "",
      "objectID" : "",
      "metadata" : {
        "cdmi_size" : ""
      }
    }
  }
}
```

When notification results are stored in a notification queue, each enqueued value shall consist of a JSON object of MIME type "application/json". This JSON object contains the specified values requested in the `cdmi_results_specification` of the notification queue metadata.

EXAMPLE 2 A notification result JSON object is as follows:

```
{
  "cdmi_event" : "cdmi_read",
  "cdmi_event_result" : "200 OK",
  "cdmi_event_time" : "2010-11-15T13:12:52.342324Z",
  "objectID" : "00007E7F0010EB9092B29F6CD6AD6824",
  "metadata" : {
    "cdmi_size" : "108263"
  }
}
```

Objects shall only be included in the notification results if the user who created the notification queue is able to read the matching object.

If the notification queue was created by the administrator, then all matching objects that the administrator is allowed to read are included in the results. If the notification queue was created by user "jdoe", then only matching objects that "jdoe" is allowed to read are included in the results.

Table 123 describes the system-created metadata that provides details on the status of the notification queue.

Table 123 - Notification Status Metadata

Metadata Name	Type	Description	Requirement
cdmi_notification_status	JSON String	<p>A string indicating the state of the notification queue. Defined values are:</p> <ul style="list-style-type: none"> Processing - Indicates that the notification queue is scanning for results; Halted - Indicates that new notifications will no longer be enqueued; Current - Indicates that the notification queue contained all notifications that can be found at this time; and Error - Indicates that the notification queue metadata is not valid, or other errors were encountered that prevented notification messages from being enqueued. Arbitrary vendor-defined text may follow the string "Error". <p>If this metadata item does not exist, then notifications have not yet started being enqueued.</p>	Mandatory

22 Query Queues

22.1 Overview

A cloud storage system may optionally implement metadata and/or full-text query functionality. The implementation of query is indicated by the presence of the cloud storage system-wide capabilities for query and requires support for CDMI™ queues.

Query queues allow CDMI clients to efficiently discover what content matches a given set of metadata query criteria or full-content search criteria. Clients create or update a query queue by specifying metadata that defines the matching criteria (known as the query scope), along with what results should be returned for matching objects (known as the query results). The CDMI offering shall then perform the query using the content existing at the time the query is being processed, storing the query results in the query queue. As query results are found, they are added to the queue, and when the query is complete, the `cdmi_query_status` metadata of the queue is changed to indicate that the query has completed. Any matching objects created or modified while the query is being performed may or may not be included in the query results (e.g., as a consequence of eventual consistency).

When a client wishes to perform queries, it may first check if the system is capable of providing query functionality by checking for the presence of the `cdmi_query` capability in the root container capabilities. If this capability is not present, creating a query queue shall be successful, but no query results shall be enqueued into the query queue.

When creating a query queue, the metadata described in [Table 124](#) shall be provided. Attempts to alter metadata in this table shall result in an HTTP status code of 403 Forbidden. After a query queue has been created, with the exception of `cdmi_queue_type`, the metadata items in this table cannot be changed. If the value of `cdmi_queue_type` is changed from "cdmi_query_queue", this change indicates to the system that an in-process query shall be stopped, the query queue shall no longer receive query results, and the query queue shall be treated as a regular CDMI queue object. To start a new query with an existing queue, the value of the `cdmi_queue_type` shall be changed back to "cdmi_query_queue". This international standard does not define a mechanism to pause a running query or resume a stopped query.

Table 124 - Required Metadata for a Query Queue

Metadata Name	Type	Description	Requirement
<code>cdmi_queue_type</code>	JSON String	The queue type indicates how the cloud storage system shall manage the queue object. The type of <code>cdmi_query_queue</code> is defined for query queues.	Mandatory
<code>cdmi_scope_specification</code>	JSON Array of JSON Objects	The scope specification determines which objects are included in the query results. This is equivalent to a "WHERE" clause in SQL-like languages. To query all objects, specify an empty JSON array. See Clause 18 for how to construct a scope specification.	Mandatory
<code>cdmi_results_specification</code>	JSON Object	Contains the JSON fields to be returned for each object that matches the query. This is equivalent to a "SELECT" clause in SQL-like languages. See Clause 19 for how to construct a results specification.	Mandatory

EXAMPLE 1 An example of the metadata associated with a query queue is as follows:

```
{
  "metadata" : {
    "cdmi_queue_type" : "cdmi_query_queue",
    "cdmi_scope_specification" : [
      {
        "domainURI" : "=/cdmi_domains/MyDomain/",
        "parentURI" : "starts /sandbox",
        "metadata" : {
          "cdmi_size" : "#> 100000"
        }
      }
    ],
    "cdmi_results_specification" : {
      "objectID" : "",
      "metadata" : {
        "cdmi_size" : ""
      }
    }
  }
}
```

When results are stored in a query queue, each enqueued value shall consist of a JSON object of MIME type "application/json". This JSON object contains the specified values requested in the `cdmi_results_specification` of the query queue metadata.

EXAMPLE 2 An example of a query result JSON object is as follows:

```
{
  "objectID" : "00007E7F0010EB9092B29F6CD6AD6824",
  "metadata" : {
    "cdmi_size" : "108263"
  }
}
```

Table 125 describes the system-created metadata that provides details on the status of the query queue.

Table 125 - Query Status Metadata

Metadata Name	Type	Description	Requirement
cdmi_query_status	JSON String	When present, this metadata item indicates the state of the query queue. Defined values are: <ul style="list-style-type: none"> Processing - Indicates that the query queue is scanning for results; Halted - Indicates that new query results will no longer be enqueued; Current - Indicates that the query queue contained all query results that can be found at this time; and Error - Indicates that the query queue metadata was not valid, or other errors were encountered that prevented all query results from being enqueued. Arbitrary vendor-defined text may follow the string "Error". 	Mandatory

Objects shall only be included in the query results if the user who created the query queue is able to read the matching objects or metadata. For example, if the administrator created the query queue, then all matching objects that the administrator is allowed to read are included in the results. If user "jdoe" created the query queue, then only matching objects that "jdoe" is allowed to read are included in the results.

22.2 Extending CDMI Query

An implementor of a CDMI server may extend CDMI query by adding vendor-specific matching expressions. When an implementor adds vendor-specific metadata fields, these fields shall be queried using the standard query queue functionality.

An implementor of a CDMI server may extend CDMI query by allowing the creation of vendor-specific query queues with a type other than `cdmi_query_queue`.

Annex A (normative) Transport Security

A.1 Introduction

For most CDMI™ implementations, the Hypertext Transfer Protocol (HTTP) is the underlying communications protocol used to transfer CDMI messages. This appendix identifies the details associated with securing this underlying transport.

A.2 General Requirements for HTTP Implementations

The security requirements for HTTP implementations apply to both CDMI servers and clients. A CDMI client shall comply with all security requirements for HTTP that apply to clients. The following general requirements support security when using HTTP.

- Either HTTP basic authentication or HTTP digest authentication should be implemented.
- To minimize compromising user identities and credentials, such as passwords, implementations should use HTTP basic authentication ONLY in conjunction with Transport Layer Security (TLS).
- A user identity and credential used with one type of HTTP authentication (i.e., basic or digest) should never be subsequently used with the other type of HTTP authentication. To avoid compromising the integrity of a stronger scheme, established good security practices avoid the reuse of identity and credential information across schemes of different strengths.
- TLS 1.0 shall be implemented by CDMI entities and a more current version of TLS (e.g., v1.1 and v1.2) is strongly encouraged. The use of TLS by CDMI entities is optional, but should be used to protect sensitive data.
- Although HTTP shall be implemented by all CDMI entities, its use is optional.

The following requirements for implementations and optional use of HTTP over TLS (HTTPS) apply:

- The following cipher suites shall be supported to ensure a minimum level of security and interoperability between implementations:
 - TLS_DHE_DSS_WITH_3DES_EDE_CBC_SHA (mandatory for TLS 1.0),
 - TLS_RSA_WITH_AES_128_CBC_SHA (mandatory for TLS 1.1/1.2), and
 - TLS_RSA_WITH_NULL_SHA (for TLS without encryption).
- Note:** Implementors are free to include additional cipher suites, but there is no guarantee of interoperability when they are used.
- For clients and servers to communicate, they need to be using a consistent approach to security. Properly configured clients and servers may fail to communicate, if one is relying on port 80 and the other on port 443. Clients that fail to connect to a CDMI server via HTTP over TLS on TCP port 443 should retry with HTTP on TCP port 80 if their security policy allows it.
 - Servers may accelerate discovery that a secure channel is needed by responding to HTTP contacts on TCP port 80 with a HTTP REDIRECT to the appropriate HTTPS: URI (HTTP over TLS on TCP port 443) to avoid the need for clients to timeout the HTTP contact attempt. Clients should honor such redirects in this situation.
 - All certificates, including CA Root Certificates used by clients for certificate validation, shall be replaceable.
 - The DER-encoded X.509, base 64-encoded X.509, and PKCS#12 certificate formats shall be supported.
 - Certificate Revocation Lists shall be supported in the DER-encoded X.509 and base 64-encoded X.509 formats.

Note: Since there are no absolutes when it comes to security, when specified versions are found to be vulnerable and/or inadequate, CDMI implementations should move to a newer version of TLS and stronger cipher suites as soon as possible.

A.3 Basic HTTP Security

HTTP is the mandatory transport mechanism for this version of CDMI. It is important to note that HTTP, by itself, offers no confidentiality or integrity protections.

CDMI clients may be responsible for initiating user authentication for each CDMI server that a user accesses. The CDMI server functions as the authenticator, and it receives the user credentials from the HTTP authentication operations.

IETF [RFC 2616](#) and IETF [RFC 2617](#) define requirements for HTTP authentication, which generally starts with an HTTP client request, such as <GET Request-URI> (where Request-URI is the resource requested). If the client request does not include an "Authorization" header line and authentication is required, the server responds with a 401 Unauthorized status code, and a WWW-Authenticate header line. The HTTP client shall then respond with the appropriate Authorization header line in a subsequent request. The format of the WWW-Authenticate and Authorization header lines varies depending on the type of authentication required, basic authentication, or digest authentication. If the authentication is successful, the HTTP server shall respond with a status code of 200 OK.

Basic authentication involves sending the user name and password in the clear, and it should only be used on a secure network or in conjunction with a mechanism that ensures confidentiality, such as Transport Layer Security (TLS). (See [A.4](#)). Digest authentication sends a secure digest of the user name and password (and other information including a nonce value), so that the password is not revealed. 401 Unauthorized responses should not include a choice of authentication.

Client authentication to the CDMI server is based on an authentication service (local and/or external). Differing authentication schemes may be supported, including host-based authentication, Kerberos, PKI, or other; the authentication service is out of scope of this international standard.

A.4 HTTP over TLS (HTTPS)

CDMI may also include a mechanism to secure HTTP communications, such that data sent between the clients and servers are encrypted before being sent over the network. This security is achieved by transmitting HTTP over TLS (also known as HTTPS); the URI of a secure connection shall begin with https:// instead of http://. It is also important to note that a CDMI client communicates with a CDMI server via HTTPS on TCP port 443 (TCP port 80 is used for HTTP). [A.5](#) provides important details on TLS.

When TLS is used to secure HTTP, the client and server typically perform some form of entity authentication. However, the specific nature of this entity authentication depends on the cipher suite negotiated; a cipher suite specifies the encryption algorithm and digest algorithm to use on a TLS connection. A very common scenario involves the use of server-side certificates, which the client trusts, as the basis for unidirectional entity authentication. It is possible that no authentication will occur (e.g., anonymous authentication) or on the other extreme, mutual authentication involving both client-side and server-side certificates may be required.

A.5 Transport Layer Security (TLS)

CDMI servers shall implement the TLS protocol; however, its use by clients is optional. TLS 1.0, which shall be implemented, is specified in [RFC 2246](#), and the TLS 1.1 and TLS 1.2 should be implemented as specified in [RFC 4346](#) and [RFC 5246](#), respectively.

The primary goal of the TLS protocol is to provide privacy and data integrity between two communicating applications. TLS allows client/server applications to communicate in a way that is designed to prevent eavesdropping, tampering, or message forgery. TLS is layered on top of some reliable transport protocol (e.g., TCP) and is used for encapsulating various higher-level protocols (e.g., HTTP).

TLS provides endpoint authentication and communications privacy over the network using cryptography. Typically, only the server is authenticated (i.e., its identity is ensured), while the client remains unauthenticated; this means that the end user (whether an individual or an application) has a measure of assurance with whom they are communicating. Mutual authentication (the identities of both endpoints are verified) requires, with few exceptions, the deployment of digital certificates on the client.

TLS involves three basic phases:

- peer negotiation for algorithm support;
- key exchange and authentication; and
- symmetric cipher encryption and message authentication.

During the first phase, the client and server negotiate cipher suites (see [A.5.1](#)), which determine the ciphers to be used, the key exchange, authentication algorithms, and the message authentication codes (MACs). The key exchange and authentication algorithms are typically public key algorithms. The MACs are made up from a key-Hash Message Authentication Code, or HMAC.

A.5.1 Cipher Suites

TLS packages one key establishment, confidentiality, signature and hash algorithm into a cipher suite. A registered 16-bit (4 hexadecimal digit) number, called the cipher suite index, is assigned for each defined cipher suite.

EXAMPLE RSA key agreement, RSA signature, Advanced Encryption Standard (AES) using Cipher Block Chaining (CBC) confidentiality, and the Secure Hash Algorithm (SHA-1) hash are assigned the hexadecimal value {0x000F} for TLS.

The client always initiates the TLS session and starts cipher suite negotiation by transmitting a handshake message that lists the cipher suites (by index value) that it will accept. The server responds with a handshake message indicating which cipher suite it selected from the list or an "abort" as described below. Although the client is required to order its list by increasing "strength" of cipher suite, the server may choose ANY of the cipher suites proposed by the client. Therefore, there is NO guarantee that the negotiation will select the strongest suite. If no cipher suites are mutually supported, the connection is aborted. When the negotiated options, including optional public key certificates and random data for developing keying material to be used by the cryptographic algorithms, are complete, messages are exchanged to place the communications channel in a secure mode.

To ensure a minimum level of security and interoperability between implementations, all CDMI clients and servers shall support:

- TLS_DHE_DSS_WITH_3DES_EDE_CBC_SHA cipher suite (hexadecimal value {0x0013}), which is also the mandatory cipher suite for TLS 1.0 (see [RFC 2246](#) Section 9, Mandatory Cipher Suites).
- TLS_RSA_WITH_AES_128_CBC_SHA cipher suite (hexadecimal value {0x002F}) shall be implemented, which is the mandatory cipher suite for TLS 1.2.
- TLS_RSA_WITH_NULL_SHA cipher suite (hexadecimal value {0x0002}) shall be supported by both CDMI clients and servers to implement authenticated, non-encrypted communications. When this cipher suite is used, HTTP basic authentication shall not be used.
- TLS_RSA_WITH_AES_128_CBC_SHA256 cipher suite (hexadecimal value {0x003C}) should be included with all recommended TLS 1.2 implementations to meet the transition to a security strength of 112 bits.

Implementors are free to include additional cipher suites.

A.5.2 Digital Certificates

CDMI clients and servers may be attacked by setting up a false CDMI server to capture userids and passwords or to insert itself as an undetected proxy between a CDMI client and server. The most effective countermeasure for this attack is the controlled use of server certificates with TLS, matched by client

controls on certificate acceptance on the assumption that the false server will be unable to obtain an acceptable certificate. Specifically, this may be accomplished by configuring clients to always use TLS underneath HTTP authentication, and only accept certificates from a specific local certificate authority.

When used by CDMI, TLS shall use X.509 version 3 public key certificates that conform to the Certificate and Certificate Extension Profile defined in Section 4 of [RFC 3280](#) (X.509v3 Certificate and CRL). This certificate and certificate revocation list (CRL) profile specifies the mandatory fields that shall be included in the certificate, as well as optional fields and extensions that may be included in the certificate.

Server certificates shall be supported by all CDMI servers, and client certificates may be supported by CDMI clients. The server presents a server certificate to authenticate the server to the client; likewise, the client presents a client certificate to authenticate itself to the server. For public web sites offering secure communications via TLS, server certificate usage is quite common, but client certificates are rarely used, because the client is typically authenticated by other means.

EXAMPLE An e-commerce site will authenticate a client by a credit card number, user name/password, etc., when a purchase is made. It is much more of a trust issue that the client (purchaser) be assured of the identity of the e-commerce site, and for this reason, server certificates are much more commonly encountered in practice.

These X.509 certificates use a digital signature to bind together a public key with an identity. These signatures will often be issued by a certification authority (CA) that is associated with an internal or external public key infrastructure (PKI); however, an alternate approach uses self-signed certificates (the certificate is digitally signed by the very same key-pair whose public part appears in the certificate data). The trust models associated with these two approaches are very different. In the case of PKI certificates, a hierarchy of trust and a trusted third party may be consulted in the certificate validation process, which enhances security at the expense of increased complexity. The self-signed certificates may be used to form a web of trust (trust decisions are in the hands of individual users/administrators), but is considered less secure, as there is no central authority for trust (e.g., no identity assurance or revocation). This reduction in overall security, which may still offer adequate protections for some environments, is accompanied by an easing of the overall complexity of implementation.

With PKI certificates, it is often necessary to traverse the hierarchy or chain of trust in search of a root of trust or trust anchor (a trusted CA). This trust anchor may be an internal CA, which has a certificate signed by a higher ranking CA, or it may be the end of a certificate chain as the highest ranking CA. This highest ranking CA is the ultimate attestation authority in a particular PKI scheme, and its certificate, known as a root certificate, may only be self-signed. Establishing a trust anchor at the root certificate level, especially for commercial CAs, may have undesirable side effects resulting from the implicit trust afforded all certificates issued by that commercial CA. Ideally the trust anchor should be established with the lowest ranking CA that is practical.

A.5.2.1 Certificate Validation

CDMI clients and servers shall perform basic path validation, extension path validation, and Certificate Revocation List (CRL) validation as specified in Section 6 of [RFC 3280](#) for all presented certificates. These validations include, but are not limited to, the following:

- The certificate is a validly constructed certificate.
- The signature is correct for the certificate.
- The date of its use is within the validity period (i.e., it has not expired).
- The certificate has not been revoked (applies only to PKI certificates).
- The certificate chain is validly constructed (considering the peer certificate plus valid issuer certificates up to the maximum allowed chain depth (applies only to PKI certificates).

When CDMI clients and servers use CRLs, they shall use X.509 version 2 CRLs that conform to the CRL and CRL Extension Profile defined in Section 5 of [RFC 3280](#). (This requirement also only applies to PKI certificates.)

When PKI certificates and self-signed certificates are used together in a single management domain, it is important to recognize that the level of security is lowered to that afforded by self-signed certificates. Self-signed certificates by themselves only offer the keying materials to allow confidentiality and integrity in communications. The only identity assurances for self-signed certificates lie in the processes governing their acceptance as described below.

A.5.2.2 Certificate Formats

All interfaces for certificate configuration (import in particular) shall support the following certificate formats:

- DER-encoded X.509. See [ISO/IEC 9594-8:2008](#) for specification and technical corrigenda.
- Base 64-encoded X.509 (often called PEM). See Section 6.8 of [RFC2045](#).
- PKCS#12. See [PKS12](#) for specification and technical corrigenda.

All certificate validation software shall support local certificate revocation lists and at least one list per CA root certificate. Support is required for both DER-encoded X.509 and base 64-encoded X.509 formats, but this support may be provided by using one format in the software and providing a tool to convert lists from the other format. OCSP and other means of immediate online verification of certificate validity are optional, as connectivity to the issuing Certificate Authority may not be assured.

A.5.2.3 Certificate Management

All certificates and their associated private keys shall be replaceable. CDMI clients and servers shall either have the ability to

- import an externally generated certificate and corresponding private key, or
- generate and install a new self-signed certificate along with its corresponding private key.

When CDMI clients and servers use PKI certificates, the implementations shall include the ability to import, install/store, and remove the CA root certificates; support for multiple trusted issuing CAs shall be included. CA certificates are used to verify that a certificate has been signed by a key from an acceptable certification authority.

All certificate interfaces required above shall support access restrictions that permit access only by suitably privileged administrators. A suitably privileged security administrator shall be able to disable functionality for acceptance of unrecognized certificates described in [A.5.2.1](#) and [A.5.2.2](#).

Support for PKCS#7 certificate format was deliberately omitted from the requirements. This format is primarily used for online interaction with certificate authorities; such functionality is not appropriate to require of all CDMI software, and tools are readily available to convert PKCS#7 certificates to or from other certificate formats.

A.5.2.4 Digital Certificate Guidance for TLS

To facilitate the use of certificates, CDMI implementations should include configurable mechanisms that allow for one of the following mutually exclusive operating modes to be in force at any time for end-entity certificates (i.e., not CA certificates):

- Unverifiable end-entity (self-signed) certificates are automatically installed as trust anchors when they are presented; such certificates shall be determined to not be CA root certificates before being installed as trust anchors and shall not serve as trust anchors to verify any other certificates. If a CA certificate is presented as an end-entity certificate in this mode, it shall be rejected. For CDMI clients, a variant of this option, which consults the user before taking action, should be implemented and used when possible.

Note: The use of this operating mode should be limited to a learning or enrollment period during which communication is established with all other cloud storage systems with which security communication is desired. Use of a timeout to force automatic exit from this mode is recommended.

- Unverifiable end-entity (self-signed) certificates may be manually imported and installed as trust anchors (in a fashion similar to manually importing and installing a CA root certificate), but they are not automatically added when initially encountered. Administrative privilege may be required to import and install an end-entity certificate as a trust anchor.
- This operating mode is considered normal. All certificate acceptance policies for CDMI clients and servers shall be configurable. The configurable mechanisms determine how the CDMI implementation handles presented certificates. Under normal operating mode, CDMI servers should not accept certificates from unknown trust authorities (i.e., the CA root certificate has not been installed).

Interactive clients should provide a means to query the user about acceptance of a certificate from an unrecognized certificate authority (no corresponding CA root certificate installed in client), and accept responses allowing use of the certificate presented, or all certificates from the issuing CA. Servers should not support acceptance of unrecognized certificates; it is expected that a limited number of CAs will be acceptable for client certificates in any site that uses them.

Pre-configuring root certificates from widely used CAs is optional, but simplifies initial configuration of certificate-based security, as certificates from those CAs will be accepted. These CA root certificates may be exported from widely available web browsers.

Annex B (informative) Bibliography

- CRC, *Williams, Ross, "A Painless Guide to CRC Error Detection Algorithms", Chapter 16, August 1993,*
http://www.repairfaq.org/filipg/LINK/F_crc_v3.html
- OCCI, "Open Cloud Computing Interface", Version 1.1, June 2011. Specification - <http://occi-wg.org/about/specification/>
- PKS12, *RSA Laboratories, PKCS #12: Personal Information Exchange Syntax, Version 1.0, June 1999.*
Specification and Technical Corrigendum - <http://www.rsa.com/rsalabs/node.asp?id=2138>
- REST, "*Representational State Transfer*" - http://www.ics.uci.edu/~fielding/pubs/dissertation/rest_arch_style.htm
- RESTful Web, *Richardson, Leonard and Sam Ruby, RESTful Web Services, O'Reilly, 2007.*
- INCITS 464-2010, *Information Technology - Information Management - Extensible Access Method (XAM™)*