


THE



Mississippi Republican Party

March 18, 2008

Honorable Delbert Hosemann
Mississippi Secretary of State
401 Mississippi Street
Jackson, Mississippi 39201




Secretary Hosemann:

Please see attached election returns as certified by the Mississippi Republican Party State Executive Committee on this day, March 18, 2008.

Sincerely,

Cory Adair
Political Director
Mississippi Republican Party



**PRESIDENTIAL PREFERENCE PRIMARY
OFFICIAL RESULTS**

	PRE. RPTNG	PRE. TOTAL	HUCKABEE	MCCAIN	PAUL	GUILIANI	HUNTER	KEYES	ROMNEY	TANCREDO	THOMPSON	TOTAL
Adams	20	20	137	1,028	111	4	3	5	30	2	9	1,329
Alcorn	16	16	176	910	50	2	5	13	15	1	9	1,181
Amite	21	21	136	810	12	5	0	6	22	1	9	1,001
Attala	21	21	76	575	10	6	1	7	4	9	0	688
Benton	5	5	31	116	2	0	0	2	0	0	3	154
Bolivar	28	28	34	276	10	2	0	0	4	0	6	332
Calhoun	10	10	132	653	22	1	1	7	4	0	5	825
Carroll	14	14	29	230	7	2	0	2	1	1	2	274
Chickasaw	15	15	89	541	14	3	1	4	6	0	11	669
Choctaw	13	13	92	455	11	3	1	4	3	0	7	576
Clalborne	9	9	7	34	1	0	0	0	0	2	0	44
Clarke	23	23	132	869	28	9	1	5	6	1	5	1,056
Clay	14	14	110	766	22	2	3	6	9	2	12	932
Coahoma	19	19	14	76	4	1	0	0	1	0	2	98
Copiah	19	19	95	823	27	4	5	3	11	0	9	977
Covington	17	17	93	636	41	7	3	2	9	1	9	801
Desoto	38	38	2,107	8,489	562	97	38	55	175	4	232	11,759
Forrest	33	33	195	1,020	117	12	3	4	36	3	33	1,423
Franklin	14	14	86	535	9	2	0	4	2	2	2	642
George	22	22	140	509	27	7	0	4	6	0	3	696
Greene	14	14	76	376	10	1	2	2	12	0	0	479
Grenada	16	16	114	847	20	7	1	8	7	1	6	1,011
Hancock	26	26	127	702	81	14	2	9	20	0	13	968
Harrison	66	66	509	3,035	399	42	24	33	150	3	63	4,258
Hinds	118	118	806	7,286	375	63	22	54	197	10	174	8,987
Holmes	17	17	17	128	4	0	1	3	1	0	2	156
Humphreys	13	13	8	58	0	1	0	0	0	0	3	70
Issaquena	5	5	2	25	1	0	0	0	0	0	1	29
Iwawamba	26	26	214	947	19	10	0	7	7	1	19	1,225
Jackson	43	43	642	3,750	418	53	21	34	143	4	70	5,135
Jasper	19	19	48	381	14	2	0	5	6	2	4	462
Jefferson	15	15	4	45	0	0	0	4	7	1	7	68
Jeff. Davis	21	21	73	511	13	7	0	0	0	0	0	604
Jones	46	46	199	1,148	147	14	17	16	33	17	47	1,638
Kemper	15	15	68	548	13	3	1	5	4	0	5	647

RECEIVED


MAR 18 2008

ELECTIONS DIVISION

PRESIDENTIAL PREFERENCE PRIMARY
OFFICIAL RESULTS

	PRE. RPTNG	PRE. TOTAL	HUCKABEE	MCCAIN	PAUL	GUILIANI	HUNTER	KEYES	ROMNEY	TANCREDO	THOMPSON	TOTAL
Lafayette	18	18	301	1,953	97	14	0	11	31	3	31	2,441
Lamar	22	22	195	1,023	75	14	2	8	39	23	2	1,381
Lauderdale	54	54	815	6,242	171	42	20	38	84	5	85	7,502
Lawrence	26	26	113	738	14	1	3	3	7	0	10	889
Leake	21	21	116	742	16	5	4	5	7	0	9	904
Lee	42	42	664	4,464	142	22	9	37	74	8	77	5,497
Leflore	18	18	20	252	12	0	0	0	3	1	5	293
Lincoln	32	32	297	1,945	47	7	7	9	31	1	25	2,369
Lowndes	22	22	502	3,184	101	26	9	32	39	7	46	3,946
Madison	43	43	938	8,208	372	76	24	64	205	11	187	10,085
Marion	24	24	112	650	18	3	2	2	9	2	20	818
Marshall	24	24	201	882	48	5	2	14	13	1	37	1,203
Monroe	25	25	261	1,382	37	9	7	13	18	1	17	1,745
Montgomery	24	24	42	240	4	3	0	2	1	0	1	293
Neshoba	27	27	250	1,896	33	18	5	9	14	3	36	2,264
Newton	19	19	247	1,753	39	10	8	13	14	0	23	2,107
Noxubee	10	10	24	181	34	9	16	23	37	40	47	411
Okibbeha	21	21	365	1,844	86	9	9	16	40	1	32	2,402
Panola	24	24	164	1,010	33	8	2	5	7	2	13	1,244
Pearl River	34	34	249	1,252	152	13	6	12	16	2	19	1,721
Perry	15	15	28	164	4	2	1	2	1	0	5	207
Pike	32	32	285	1,844	65	14	7	7	5	2	25	2,254
Pontotoc	29	29	355	1,404	55	8	5	12	22	0	28	1,889
Prentiss	15	15	145	627	28	3	5	4	21	1	5	839
Quitman	11	11	13	34	0	0	0	0	0	0	0	47
Rankin	52	52	2,096	15,377	630	128	56	95	347	17	383	19,129
Scott	24	24	159	1,376	20	7	7	8	10	0	20	1,607
Sharkey	10	10	7	62	3	1	0	0	0	0	0	73
Simpson	30	30	226	1,871	74	8	3	7	19	2	33	2,243
Smith	19	19	153	1,018	39	6	5	3	7	1	15	1,247
Stone	17	17	61	332	39	14	2	4	9	2	1	464
Sunflower	18	18	14	229	3	1	0	2	0	0	3	252
Tallahatchie	22	22	31	164	8	1	0	0	2	0	0	206
Tate	19	19	256	1,188	54	8	4	17	17	1	22	1,567
Tippan	24	24	172	777	45	8	3	9	2	1	13	1,030


**PRESIDENTIAL PREFERENCE PRIMARY
OFFICIAL RESULTS**



	PRE. RPTNG	PRE. TOTAL	HUCKABEE	MCCAIN	PAUL	GUILIANI	HUNTER	KEYES	ROMNEY	TANCREDO	THOMPSON	TOTAL
Tishomingo	19	19	144	638	28	2	2	4	17	2	8	845
Tunica	12	12	4	28	3	1	0	0	1	0	0	37
Union	20	20	262	1,185	45	5	5	9	8	0	17	1,536
Walthall	21	21	76	587	22	4	4	8	15	8	15	739
Warren	22	22	151	1,249	73	8	5	9	15	0	21	1,531
Washington	20	20	40	312	19	4	0	2	6	0	3	386
Wayne	24	24	70	364	22	4	0	0	3	1	5	469
Webster	17	17	130	757	19	12	1	5	5	1	8	938
Wilkinson	9	9	27	172	16	2	0	1	0	0	0	218
Winston	13	13	183	1,112	21	6	4	1	6	1	10	1,344
Yalobusha	11	11	99	566	15	6	0	2	10	0	4	702
Yazoo	26	26	62	658	28	2	3	2	9	2	12	778
TOTAL	1,912	1,912	17,943	113,074	5,510	945	414	842	2,177	221	2,160	143,286

FIRST U.S. CONGRESSIONAL DISTRICT
OFFICIAL RESULTS

	PRE. RPTNG	PRE. TOTAL	DAVIS	McCULLOUGH	RUSSELL
Alcorn	16	16	294	613	282
Benton	5	5	58	40	57
Calhoun	10	10	163	378	277
Chickasaw	15	15	78	385	198
Choctaw	13	13	105	359	93
Clay	14	14	113	670	147
DeSoto	38	38	8,592	1,856	1,656
Grenada	16	16	291	374	310
Itawamba	26	26	222	662	333
Lafayette	18	18	398	482	1,554
Lee	42	42	868	3,696	973
Lowndes	22	22	1,006	2,138	819
Marshall	24	24	504	288	391
Monroe	25	25	336	922	485
Panola	24	24	615	278	341
Pontotoc	29	29	311	950	636
Prentiss	15	15	148	427	244
Tate	19	19	966	256	336
Tippah	24	24	287	434	310
Tishomingo	19	19	158	460	203
Union	20	20	258	705	560
Webster	16	16	184	469	225
Winston	1	1	1	1	1
Yalobusha	11	11	205	239	257
TOTAL	462	462	16,161	17,082	10,688



THIRD U.S. CONGRESSIONAL DISTRICT
OFFICIAL RESULTS



	PRE. RPTNG	PRE. TOTAL	BROADWATER	HARPER	HATCHER	LANDRUM	MARCY	ROSS	ROUNSAVILLE
Adams	20	20	7	105	15	477	5	581	130
Amie	21	21	16	334	19	291	10	229	89
Covington	17	17	13	122	24	283	7	250	81
Franklin	14	14	5	131	6	320	2	133	47
Hinds	15	15	11	1,017	20	1,000	6	2,211	503
Jasper	6	6	5	48	7	63	8	93	22
Jeff Davis	21	21	9	96	6	292	1	153	49
Jones	3	3	4	10	1	52	1	53	13
Kemper	15	15	7	176	13	149	8	199	99
Lauderdale	54	54	23	2,377	196	1,691	79	2,267	1,009
Lawrence	26	26	10	332	16	255	9	226	42
Leake	10	10	5	157	9	166	4	213	41
Lincoln	32	32	13	462	25	898	11	771	200
Madison	23	23	37	1,745	26	2,710	18	3,220	1,011
Marion	11	11	6	49	9	151	3	173	19
Neshoba	27	27	11	799	29	457	16	635	336
Newton	19	19	16	565	13	516	12	544	456
Noxubee	10	10	10	27	19	42	28	84	114
Okibbeha	21	21	33	234	41	232	21	805	932
Pike	32	32	18	776	28	719	10	544	158
Rankin	52	52	98	7,317	124	4,188	32	6,479	897
Scott	24	24	9	526	25	439	12	460	145
Simpson	30	30	21	511	10	766	15	819	116
Smith	19	19	11	233	12	538	5	375	89
Walthall	21	21	6	137	12	227	14	209	118
Webster	1	1	0	0	4	3	0	34	2
Wilkinson	9	9	3	23	2	39	1	123	31
Winston	12	12	17	583	37	118	6	371	200
Total	565	565	424	18,892	748	17,082	344	22,254	6,949