


100 TASK CARDS FOR EARLY FINISHERS

Years 1-2


- Learning Area
Knowledge:
- English
 - Maths
 - Science
 - History
 - Geography



Contents

Teachers' Notes		Page 4
Section 1: English	Task Cards 1-20	Pages 6-15
Section 2: Maths	Task Cards 21-40	Pages 16-26
Section 3: Science	Task Cards 41-60	Pages 27-37
Section 4: History	Task Cards 61-80	Pages 38-48
Section 5: Geography	Task Cards 81-100	Pages 49-59
Answers		Pages 60-62

Sample



Teachers' Notes

This resource includes 100 separate activity cards aimed at students in Years 1 and 2. These activity cards can be photocopied and laminated for reuse. It is suggested that you store these cards in the classroom so that your students have easy access to them. Students will possibly use the cards for extension activities when they have completed their set classroom tasks.

Cards are linked to the core subject areas of: English, Maths, Science, History and Geography. It is expected that students will complete their responses to the activities in their workbooks or on blank sheets of paper. To make life easy for the teacher and student, minimum equipment is needed to complete the cards. Occasionally, the internet is needed and when this is the case, a picture of a computer indicates this.

Both classroom and relief teachers will find these cards ideal because they keep students busy and engaged. Also available are task cards for other year groups.

Sample

English

TASK
CARD
9

Five Words That Describe You



You will need

- pencil
- sheet of paper/work-book

1. Trace around your hand on a blank piece of paper.
2. Write five words that describe you.
3. In the palm of the hand, draw a picture to match one of the words.

TASK
CARD
10

Book Review

English



You will need

- pencil
- sheet of paper/work-book

- Choose a book from the classroom that you have read and write a book review.
1. Write down the title of the book.
 2. Write down the name of the author.
 3. Write a sentence to describe the story.
 4. What is your favourite part of the story?
 5. How many stars do you give this book?

Example:

The Very Hungry Caterpillar
Eric Carle
The Caterpillar eats lots of food and turns into a butterfly.
When the caterpillar eats the apple.
★ ★ ★ ★ ★

Maths

TASK
CARD
25

Number Patterns

- Look at these numbers. What comes next? Write the answers in your notebook.

A. 1, 2, 3, 4, 5, 6, 7, 8, 9, _____

B. 10, 9, 8, 7, 6, 5, 4, 3, 2, _____

C. 1, 2, _____, 4, 5, 6, _____, 8, 9

D. 2, 4, 6, 8, _____

E. 10, 8, 6, 4, _____



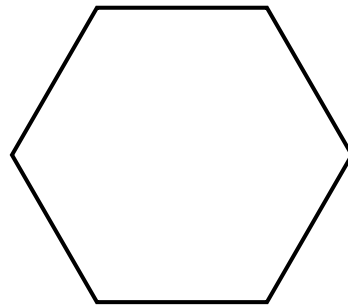
You will need

- pencil
- sheet of paper/workbook

TASK
CARD
26

A Hexagon Pattern

Sam is helping his Dad re-tile the bathroom floor. Sam's Dad wants to use a tile shaped like a hexagon.



You will need

- pencil
- sheet of paper/workbook

1. Draw the tiled floor using eight hexagons in your workbook.
2. Colour in your pattern using three colours.

Maths

TASK
CARD
39

Number Satellites

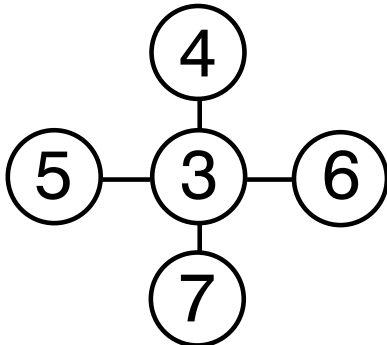


You will need

- pencil
- sheet of paper/workbook

- Copy these number satellites into your workbook and then solve them. The first one has been done for you.

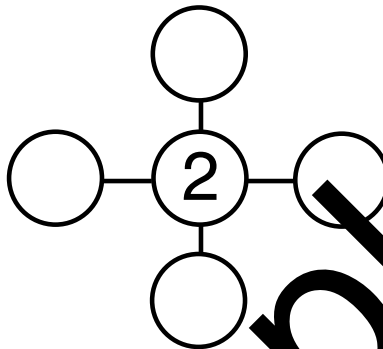
Arrange the numbers 4,5,6 and 7 so that each line adds up to **14**.




$$5 + 3 + 6 = 14 \quad \checkmark$$

$$4 + 3 + 7 = 14 \quad \checkmark$$

- a.** Arrange the numbers 3,4,5 and 6 so that each line adds up to **11**.



- b.** Arrange the numbers 5,6,7 and 8 so that each line adds up to **17**.

TASK
CARD
40

Measurement

Maths



You will need

- pencil
- sheet of paper/workbook

Traditional Aboriginal Peoples did not measure objects using rulers and tape measures. Instead they used everyday objects to calculate lengths.


- Choose a small everyday object from your desk, e.g. eraser, paperclip or a pencil sharpener, then measure the items (right) using the small object that you have chosen. Write the measurements in your workbook, e.g.
- a.** pencil = 5 paperclips
- a.** pencil
b. your foot
c. work book
d. desk

Science

TASK
CARD
43

Rainbow Colours

1. Write out the seven colours of the rainbow in your workbook.



r_d

orange

y _ _ _ _ _

gr _ _ _ _ _

bl _ _

indigo

v _ _ _ _ _



You will need :

- Pencil
- Sheet of paper/workbook
- internet

When you see a rainbow the sun is always behind you and there is rain in the direction of the rainbow.

2. Draw yourself, the sun, a rainbow and the rain.

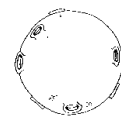
TASK
CARD
44

Sun, Moon, Earth

Read the facts then complete the tasks.

The Sun is so big that you could fit more than 1 million Earths inside of it. The Sun measures more than a million kilometres across. It takes four moons to cover the diameter of the Earth.

- ✓ Draw the sun, moon and earth in your workbooks.
- ✓ Which is the biggest?
- ✓ Which is the smallest?



You will need


- pencil
- sheet of paper/workbook

History

TASK
CARD
71

The Dreaming

Indigenous Australians do not write things down to remember the past, instead they pass on stories by telling them. These stories are known as The Dreaming.



Look at the two scenes above from a Dreaming Story which explains how a lake was formed. What do you think happened? Write it in your workbook.




You will need

- pencil
- sheet of paper/workbook

TASK
CARD
72

Tiddalik The Frog

Tiddalik the frog has drunk all the water and the animals have nothing to drink. The animals have planned to make Tiddalik laugh so he will spill the water back out.



- In your workbook, write down five ways that you can make Tiddalik laugh.
- Write down why water is precious and should be shared.



You will need

- pencil
- sheet of paper/workbook

Geography

**TASK
CARD
85**

Animals Around The World




You will need

- pencil
- sheet of paper/work-book

Different animals live in different places all around the world.



The Squirrel monkey lives in South America.



Elephants are found in India.

- Can you think of another animal from a different part of the world? Draw it in your workbook and write down the place that it lives. Write three facts about this animal.

**TASK
CARD
86**

An Aussie Place

Geography



You will need

- pencil
- sheet of paper/work-book

- Choose a place in Australia that you have visited and answer the questions below.

1. Write down the name of this place.
2. Where in Australia is it located (north, south, etc)?
3. What is the climate like there?
4. What is it famous for?
5. How many stars do you give this place?

Sydney.

Sydney is on the east coast of Australia.

Sydney has warm summers and cold winters.

Bondi Beach.

★ ★ ★ ★ ★