

TERRAMAI



ACOUSTIC, MODULAR, *AND* OPEN PANELS



ACOUSTIC PERFORMANCE

Sound Absorption Average with 2" Acoustic Insulation


	Ceilings	Walls
Grille	1.02	0.92
Grooved	0.87	0.84
Linear	0.88	0.87
Square	0.92	0.91
Baffle	1.02	0.92



Scan to visit the
TerraMai Acoustic
Panels page

SQUARE SLAT

Square Slat Acoustic Panels offer tremendous depth and texture.
Up to 0.85 SAA and 0.85 NRC with acoustic insulation



Acacia


Angelique

Doug Fir

Amish Oak White

GRILLE SLAT

Grille Slat Acoustic Panels stand tall with the highest SAA & NRC values in the lineup.
Up to 1.02 SAA and 1.0 NRC with acoustic insulation



Acacia

Angelique

Doug Fir

Mission Oak White

GROOVED

Grooved Acoustic Panels offer stunning texture up close that melts away to fine wood paneling at a distance.
Up to 0.87 SAA and 0.85 NRC with acoustic insulation




Acacia

Lost Coast Redwood

Mission Oak White

LINEAR SLAT

Linear Slat Acoustic Panels offer a sophisticated, streamlined profile.
Up to 0.88 SAA and 0.85 NRC with acoustic insulation



Acacia

Angelique


Doug Fir Faux Sugi Ban

Lost Coast Redwood

Mission Oak White

BAFFLE

Baffle Open Panels offer tremendous depth & texture.
Up to 1.02 SAA and 1.00 NRC with acoustic insulation



Acacia


Angelique

Doug Fir Faux Sugi Ban

Doug Fir Oil

3D CUBE


Elevate your game with the 3D Cube Modular Panel. Panels are made up of 100 4-1/2" cubes of varying thicknesses. Ends are Square for allowing continuation of the pattern.



Acacia

Angelique


Doug Fir Faux Sugi Ban



Lost Coast Redwood


Mission Oak White

Teak




Doug Fir Polar

Doug Fir Oil



3D STICK


3D Stick Modular Panels have exceptional texture and visual impact. Panels are made up of 49 sticks of varying widths and thicknesses. Ends are staggered so seams disappear.



Acacia

Angelique


Doug Fir Faux Sugi Ban




Lost Coast Redwood

Mission Oak White

Teak




Doug Fir Polar



CHEVRON


Chevron Modular Panels offer a classic yet timeless pattern. Ends are angled at 45-degree arrow point to continue the Chevron pattern uninterrupted from panel to panel.




Doug Fir Faux Sugi Ban

Lost Coast Redwood

Oak




Doug Fir Polar




BOARD & BATTEN

Board & Batten Modular Panels offer visually stimulating tonal variation and a simple 3-dimensional pattern.



Acacia



HONEYCOMB

A rippling cascade of hexagons create a multi-tiered honeycomb. With four varying levels of thickness to each shape, this panel interlocks in a seamless combination of order and organic.



Acacia

Doug Fir Faux Sugi Ban

Doug Fir Polar



Amish White Oak



SQUARE SLAT

Square Slat Modular Panels are a modern, sophisticated design element. Ends are Square.



Acacia

Angelique

Doug Fir Faux Sugi Ban



Amish Oak White

Teak

Doug Fir Polar



TILED


Angled, diagonal panel lines come close but do not touch. Instead, the space between these angles allows for customizable patterning and endless creativity, drawing the eye along clean edges and corners. These minimalist points add dynamism to a space with clear sequence.



Acacia

Doug Fir Faux Sugi Ban

Doug Fir Polar



Lost Coast Redwood

Mission Oak Red Slate

Teak

MINI SLAT

An ordered but delicate nod to TerraMai's popular slatted paneling, the mini slat Modular Panel design keeps a quiet peace between each slat. This airy subtlety brings a sense of breath to the panel - and the space in which it rests.



Acacia

Doug Fir Faux Sugi Ban

Doug Fir Polar



Lost Coast Redwood

Mission Oak Red Slate

Teak



Scan to visit the
TerraMai Modular
Panels page

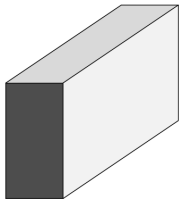


COMPLEMENTARY SELECTION OF WOOD TRIM

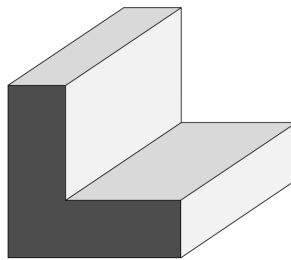
A TRIM PROFILE FOR ANY PROJECT

No matter what your latest design calls for - TerraMai's trim options complete the project. With multiple profiles for edge and corner trim, floor transition, baseboard, quarter round, and trim for doors and windows, creative opportunities are endless.

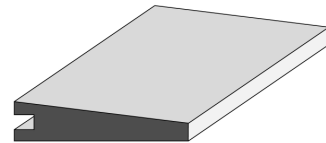
PROFILES



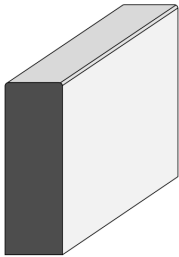
Edge Trim



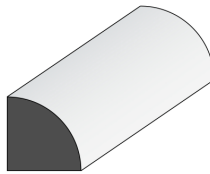
Corner Trim



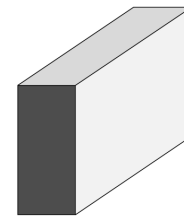
Floor Transition



Baseboard



Quarter Round



Door & Window

TYPICAL INSTALLATION

WALLS

SLAT PANELS



Screw to studs, plywood or furring strips

OR



Z Clips

CEILING



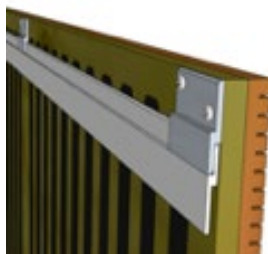
Screw to 15/16" Heavy Duty T-Bar System, plywood, or furring strips

GROOVED PANELS



Glue & pin nail

OR




Z Clips



Drop-in Tiles

OR



Screw from above for hidden grid

MODULAR PANELS

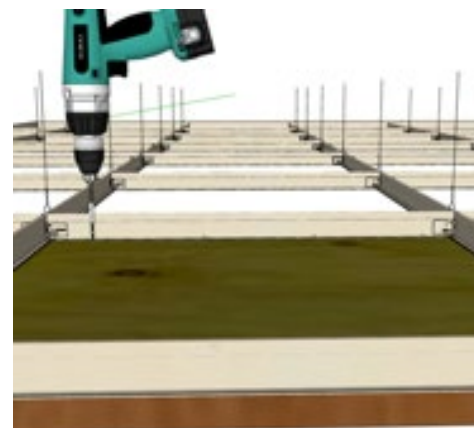


Glue & brad nail

OR



Z Clips



Screw from above through heavy duty 15/16" T-Bar for hidden grid

Scan to visit the
TerraMai Installation
Guidelines page



