



Steel Belt Conveyors



Your Expert Source for
Steel Belt Conveyors &
Conveyor Systems

Certified to ISO 9001:2015



TRANSCON
CONVEYOR

www.transconconveyor.com



Understanding the **True Value** of Reliability

The use of reliable conveyor belts to move materials from one place to the next, efficiently and without downtime has a direct impact on the productivity of your operation and is a critical component of your success. Trouble-free operation is imperative and this can only be ensured when the right conveyor belt is matched up with your specific application needs. What is the right conveyor belt? ...A Steel Belt Conveyor from Transcon.

Whether you are replacing worn or damaged belts from another manufacturer, installing new belting due to a change in your process or designing a new conveyor system, Transcon has decades of hands-on experience to develop and manufacture exactly what your application requires – for today and tomorrow.

2-1/2" & 4" Pitch FRAME SPECIFICATIONS

- Heavy 3/16" Thick Side Panels
- 3/16" Thick Formed Frame Spreaders
- Heavy Angle Tracks
- Wing Guide Angles
- Safety Bottom Pans Standard

Frame Options:

- Abrasion Resistant Track Liners
- 1/8" Thick or Heavier Side Skirting
 - Different Styles Available: Applied by Application
- Loading Baffles and Hoppers
- Discharge Chutes
 - Manual
 - Motorized
 - Automatic
 - Bin Level Sensing
- Automatic Take-Up Arrangement
 - Spring
 - Air
- Automatic Chain Lubricator
- High Temperature Application
- Controls
- Special Construction





Manufactured to Last

Transcon conveyors are manufactured tough for heavy or light loads, heavy or light impact and unusual pressures, and fit seamlessly into virtually any system. With an exclusive welded hinge design, longer conveyor lines and heavier working loads can be achieved. Available pitches include 2 1/2", 4", 6" and 9". Pans are available in one piece up to 8 feet in length, or longer if required, and in thicknesses from 3/16" to 5/8", or heavier for special applications.

Whether your application needs a large or small, light or heavy duty conveyor, rely on Transcon to provide the rugged construction, high performance, and versatility you need.


2-1/2" & 4" Pitch BELTING SPECIFICATIONS

Precision Die Formed Steel Belting:

- 1/8" Thick Plain Surface

Belting Options:

- Dimpled Surface
- Perforated Surface
- 3/16" Thick Side Wings
- Top Plate Reinforcing
- Bottom Side Reinforcing
- Impact Pads
- Welded Hinge Loop
- Hardened or Stainless Steel Belt Pins
- Belt Cleats
- Wire Mesh Belts Available
- High Temperature Options
- Drag Belt Styles Available
- Special Construction





Engineering **Versatility** for Custom Solutions

Available in a wide variety of standard configurations, and designed to fit seamlessly into most major conveyor systems. Have a unique application? We are quick to customize a solution for your specific requirements and develop the ideal configuration for your unique needs.

6" & 9" Pitch FRAME SPECIFICATIONS

Standard Closed Frame:

- Heavy 3/16" Thick Side Panels
- 1/4" Thick Formed Frame Spreaders
- Heavy Angle Tracks
- Wing Guide Angles
- Safety Bottom Pans Standard


Open Frame Construction Option:

- Stronger Truss Design
 - Light – Medium – Heavy Duty – Extreme Duty
 - Easier Maintenance Access
 - See Thru Frame Ability



Options:


- Abrasion Resistant Track Liners
- ASCE Rail Tracks
- 3/16" Thick or Heavier Side Skirting
 - Different Styles Available: Applied by Application
- Loading Baffles and Hoppers
- Discharge Chutes
 - Manual
 - Motorized
 - Automatic
 - Bin Level Sensing
- Automatic Take-Up Arrangement
 - Spring
 - Air
- Automatic Chain Lubricator
- High Temperature Application
- Controls
 - Stand Alone and Complete System
 - Manual and Automatic
- Special Construction





A Positive Impact on Your Bottom Line

Because Transcon conveyors are built for your application's exact specifications, you can count on efficient production and reliable performance – all of which translates into reduced operation and maintenance costs.



6" & 9" Pitch BELTING SPECIFICATIONS

Precision Manufactured Steel Belting:

- 3/16" Thick Plain Surface
- 1/4" Thick Plain Surface
- Heavy Duty 3/8" Thick Plain Surface

Options:

- Dimpled Surface
- Perforated Surface
- Side Wings
 - 3/16", 1/4", 3/8" Thick and Specials
- Top Plate Reinforcing
- Bottom Side Reinforcing
- Impact Pads
- Hardened or Stainless Steel Belt Pins
- Belt Cleats
- Wire Mesh Belts Available
- High Temperature Options
- Drag Belt Styles Available
- "Mill-Duty" Construction
- Special Construction

Chain Roller Options:

- Flat Face Hardened Sintered Steel
- Flanged Hardened Sintered Steel
- Flanged Cast Iron
- Flanged Hardened Solid Steel
- Variety of Bearing Types

Other Products

Decades of experience allow Transcon to provide a vast variety of custom solutions for virtually any conveyor application. Some of the additional products we offer include:



Flush Top Belt Conveyors

- Heavy-Duty Carrying of Large and Bulky Items During Process or Assembly Operations
- Inspection Lines
- Side Loading and Unloading
- Easily Designed for Fixtures and Product Indexing
- Incline Style Available

Chain Driven Live Roller Conveyors

- Heavy-Duty Design Allows the Conveyor to Accumulate Product While the Special Chain Driven Roller Belt Continues to Move.


Chain Driven Rubber Belt Conveyors

- Baler Feed
- Shredder Feed
- Elevating Style Conveyor (Horizontal-Inclined-Horizontal)
- Typical Loads:
 - Waste Paper
 - OCC (Card)
 - Domestic Recyclables
 - Municipal Solid Waste

Chain Driven Wire Mesh Conveyors


- Washer Conveyor
- Heat-Treat Quench Application
- Hot Parts
- Elevating Style Conveyor (Horizontal-Inclined-Horizontal)
- Belts Available:
 - Carbon Steel Mesh Openings Sized by the Application
 - Stainless Steel Mesh Available





Troughing Idler Rubber Belt Conveyors

- Fast Moving Transfer Conveyor
- Flat and Elevating Styles
- Typical Loads:
 - Waste Paper
 - Plastics/Cans Domestic Recyclables
 - Glass
 - Municipal Solid Waste




Flat Idler Rubber Belt Conveyors

- Handles Heavier Loads than with Plain Slider Belt Conveyors
- Designed for Rugged Industrial Use
- Heavy-Duty Use in Production, Assembly, Inspection and Packaging Operations

Powered Roller Conveyors

- Handles Heavy Loads
- Roll Size and Frame Design per Application
- Powered Curves Available



TRANSCON
CONVEYOR

To find out more about Transcon's steel belt conveyor systems, talk to your Material Handling representative or visit our web site at www.transconconveyor.com

Call us today at 440-255-7600

Transcon - a source you can trust for a wide variety of severe duty material handling solutions

- Scrap Handling Systems
- Chips and Turnings Systems
- Parts Handling Systems and Conveyors
- Drag Systems for Sludge and Waste Processing
- Manufacturing Support Conveyors
- Stamping Plant Automated Processing Systems
- MSW (Municipal Solid Waste) Conveyors
- Baler, Shredder, Crusher In-feed Conveyors
- Magnetic Conveyors
- Automotive Recycling Conveyors and Systems

Transcon Conveyor

8824 Twinbrook Rd. Mentor, OH 44060 USA

PH 440-255-7600 FX 440-255-3446

EMAIL sales@transconconveyor.com

www.transconconveyor.com

