



2022-2023 FACTS & FIGURES

UAB THE UNIVERSITY OF
ALABAMA AT BIRMINGHAM.

FACTS & FIGURES 2022-2023

43rd Edition | June 2023

Office of Institutional Effectiveness and Analysis

UNIVERSITY OF ALABAMA AT BIRMINGHAM

BIRMINGHAM, ALABAMA 35294-0104

(205) 934-2384

www.uab.edu/institutionaleffectiveness



The Office of Institutional Effectiveness and Analysis is pleased to present *Facts & Figures 2022-2023*. This is the 43rd edition of the UAB factbook, with the 23rd edition forward available electronically on the web. *Facts & Figures* is compiled by the Office of Institutional Effectiveness and Analysis but reflects contributions from offices all over campus. We remain grateful for our contributors' continued assistance.

Facts & Figures can be easily accessed electronically via the Office of Institutional Effectiveness and Analysis website, uab.edu/institutionaleffectiveness.

Our objective with this factbook is to produce a useful and usable resource for a variety of information needs. Therefore, we welcome and appreciate your comments and suggestions to iea@uab.edu about the content of *Facts & Figures*.

GENERAL INFORMATION

- 6** UAB Strategic Plan
- 8** Board of Trustees
- 9** Administration
- 11** UAB Organizational Structure
- 12** Academic Departments and Chairs
- 14** Significant Dates for UAB
- 15** UAB Presidents
- 16** Honorary UAB Degrees Conferred
- 17** President's Medal and Distinguished Alumni Awards
- 18** Program Accreditation
- 22** Hospital Statistical Highlights, 2021–2022
- 23** Libraries Statistical Highlights, Fall 2022
- 24** Research, Commercialization and Economic Development
- 25** Athletics

STUDENT INFORMATION

- 27** Student Data, Fall 2022
- 28** Headcount Enrollment Report, Fall 2022
- 29** » Headcount Enrollment, Fall 1969–Fall 2022
- 30** » Previous Year Comparison by School, Fall 2022
- 31** » Enrollment by School and Level, Fall 2022
- 32** Enrollment Full-time and Part-time by Race and Gender, Fall 2022
- 33** Enrollment by Race and Level, Fall 2017–Fall 2022
- 34** Student Demographics, Fall 2022
- 35** » Undergraduate
- 36** » First-Time Freshman
- 38** » Entering Undergraduate Transfer Students
- 40** » Graduate
- 41** » D.M.D., M.D., O.D.
- 42** Five-Year Enrollment by Student Source, Fall 2018–Fall 2022
- 43** Enrollment by Student Source, Fall 2022
- 44** » Enrollment by Student Source–Alabama Counties, Fall 2022
- 45** » Enrollment by Student Source–U.S. States, Fall 2022
- 46** Enrollment by School and Class, Fall 2018–Fall 2022
- 47** Enrollment by Student Level, Fall 1969–Fall 2022
- 48** Full-time and Part-time Enrollment by Gender, Fall 1987–Fall 2022
- 49** Credit Hour by School, Previous Year Comparison, Fall 2022
- 50** Credit Hour Production, Fall 2022
- 51** Credit Hour by School, 2015–2016 through 2010–2022
- 53** Degrees Offered at UAB
- 55** Total Degrees Available
- 56** Academic Certificates Offered at UAB
- 58** Degrees Awarded
- 59** Degrees Awarded by School, 1969–1970 through 2021–2022
- 61** Degrees Conferred, July 1, 1969–June 30, 2022
- 62** Doctoral Degrees Conferred by Category, July 1, 2012–June 30, 2022
- 63** Retention and Graduation Rates, 2012–2022
- 64** Required Student Tuition and Fees, Fall 2022
- 65** Student Aid Funds Available, 2015–2016 through 2021–2022
- 66** Full-time Baccalaureate-Seeking Freshman Cohorts, 2009–2018

FACULTY AND STAFF

- 68** Work Force, FY 2022–2023
- 69** Work Force by Full-time and Part-time, 2022–2023
- 70** Work Force by Job Category, FY 2022–2023
- 71** Work Force by Area, 2013–2014 through 2022–2023
- 72** Work Force by Status, 2013–2014 through 2022–2023
- 73** Work Force by EEO Category, 2013–2014 through 2022–2023
- 74** Work Force by Area, Status, Gender and Job Category, 2015–2016 through 2022–2023
- 75** Full-time Work Force and Payroll, 2012–2022
- 76** Full-time Faculty by Rank, Gender and Tenure Status, Fall 2022
- 77** Highest Degrees of Full-time Faculty by School by Rank, Fall 2022
- 78** Endowed Positions at UAB
- 83** Faculty Awards and Honors

FINANCIAL AND PHYSICAL RESOURCES

- 89** Selected Financial Highlights, FY 2019–2020 through FY 2021–2022
- 90** Financial Profile, FY 2021–2022 Actual
- 92** State Funding from the Education Trust Fund, FY 1967–1968 to FY 2021–2022
- 94** Sponsored Project Expenditures, FY 2016 through FY 2022
- 95** Summary of Grants and Contracts Awarded, FY 2022
- 96** Building Summary, Fall 2022
- 99** Space by Funding Unit
- 99** Funding Sources for New Construction and Major Renovations, 1969–2022
- 99** Capitalized Expenditures for New Construction and Major Renovations, 1969–2022
- 100** Space Distribution, as of September 30, 2022



2022-2023 FACTS & FIGURES

GENERAL INFORMATION



UAB STRATEGIC PLAN OVERVIEW



At UAB, we have never settled on merely finding what's next—we have helped build the future through new ideas and initiatives in the classroom, the laboratory, the studio and the clinic. The coming decade presents us with opportunities and challenges. How should we build on our strong foundation in order to meet them? The following plan, Forging the Future, offers a blueprint.

VISION

One university inspiring and empowering the creation of knowledge that changes the world.

MISSION

UAB serves students, patients, the community and the global need for discovery, knowledge dissemination, education, creativity and the application of groundbreaking solutions. We are a leader among comprehensive public urban research universities with academic medical centers.

SHARED VALUES

Integrity

We act ethically and do what is right.

Respect

We treat others with courtesy and civility.

Diversity and Inclusiveness

Everybody counts every day. We actively seek varied perspectives in our decision-making.

Collaboration

We trust each other and work cooperatively across disciplinary boundaries in the spirit of shared governance.

Excellence and Achievement

We constantly innovate, solve problems and improve ourselves and others through learning.

Stewardship

Fiscal and environmental sustainability guide our decisions.

Accountability

We are answerable to each other and act with the best interests of the university in mind.

UAB STRATEGIC PLAN MISSION PILLARS

EDUCATION



Provide 21st century, world-class, socially responsible education that prepares diverse students to lead, teach, provide professional services, and become prominent scholars and societal leaders of the future. We are student-centered and consider the impact on students in what we do as a university.

STRATEGIC OBJECTIVES:

1. Strengthen and expand innovative academic programs to enhance UAB's national and global reputation.
2. Ensure student success through holistic development that addresses diverse needs.
3. Create a signature core curriculum focused on modeling and developing socially conscious global citizens and leaders.
4. Engage students, faculty, staff and community members in experiential learning.
5. Foster access, inclusive excellence and equity in teaching, learning and mentorship development programs.

RESEARCH, INNOVATION & ECONOMIC DEVELOPMENT



Pursue research, scholarship and creative activities that spur innovation, make UAB a vibrant cultural center, and expand our capability to continually discover and share new knowledge.

STRATEGIC OBJECTIVES:

1. Enhance UAB's institutional culture of collaboration and innovation.
2. Drive research and innovation across the enterprise.
3. Implement a campus wide effort to select and meet "grand challenges."
4. Improve society through processes and products.

COMMUNITY ENGAGEMENT



Encourage partnerships that advance education, the arts and humanities, health, economic prosperity, and a fulfilling quality of life through service at home and around the globe.

STRATEGIC OBJECTIVES:

1. Expand access to community engagement resources.
2. Develop mutually beneficial partnerships.
3. Broaden scholarship in the field of community engagement.
4. Integrate engagement throughout the university.

PATIENT CARE



Deliver the highest-quality patient care that reflects our ability to translate discoveries into revolutionary therapies in one of the nation's largest academic medical centers.

STRATEGIC OBJECTIVES:

1. Improve patient access and satisfaction through integration of clinical services across UAB's healthcare delivery entities.
2. Invest in signature treatments that will be delivered through recognized flagship programs.
3. Develop infrastructure to ensure statewide access to telehealth services.

THE BOARD OF TRUSTEES OF THE UNIVERSITY OF ALABAMA

The Honorable Kay E. Ivey
Governor of Alabama
(*Ex officio*)

TRUSTEES (by Congressional district)

FIRST

Harris V. Morrisette, Mobile
Marietta M. Urquhart, Mobile

SECOND

Mike Brock, Montgomery
W. Davis Malone III, Dothan

THIRD

Kenneth L. Vandervoort, M.D., Anniston

FOURTH

Evelyn VanSant Mauldin M.D., Florence
Scott M. Phelps, Tuscaloosa

FIFTH

Ronald W. Gray, Huntsville
Jeff Gronberg, Huntsville

SIXTH

W. Stancil Starnes, Birmingham
(*President pro tempore*)
Vanessa Leonard, Rockford

SEVENTH

Karen Phifer Brooks, Tuscaloosa
Barbara Humphrey, Birmingham
Kenneth O'Neal Simon, Birmingham

TRUSTEES EMERITI

Paul W. Bryant Jr., Tuscaloosa
Angus R. Cooper II, Mobile
Joseph L. Fine, Montgomery
John England, Jr., Tuscaloosa
Joseph C. Espy III, Montgomery
Sandra Hullett, M.D., Eutaw
Andria S. Hurst, Birmingham
John D. Johns, Birmingham
Peter L. Lowe, Huntsville
John J. McMahon Jr., Birmingham
John T. Oliver Jr., Jasper
Joe H. Ritch, Huntsville
William "Britt" Sexton, Decatur
Finis E. St. John IV, Cullman
Cleophus Thomas Jr., Anniston
John Russell Thomas, Alexander City

CHANCELLOR

Finis E. St. John IV

GENERAL COUNSEL

Sid J. Trant

UAB ADMINISTRATION



DR. RAY L. WATTS
President



DR. PAM BENOIT
Senior Vice President for
Academic Affairs and Provost



DR. ANUPAM AGARWAL
Senior Vice President
for Medicine and Dean,
Heersink School of Medicine



JIM BAKKEN
Assoc. VP for Strategic
Communications & Chief
Communications Officer



TOM BRANNAN
Vice President for Advancement
and Strategic Initiatives



DR. CHRIS S. BROWN
Vice President for Research



DAWN BULGARELLA
Chief Executive Officer,
UAB Health System,
UAB/Ascension
St. Vincent's Alliance



BRIAN BURNETT
Senior Vice President for
Finance and Administration



DR. CURTIS A. CARVER
Vice President for
Information Technology/
Chief Information Officer



DR. PAULETTE DILWORTH
Vice President for Diversity,
Equity and Inclusion



DR. JOHN JONES
Vice President for
Student Affairs



ROSIE O'BEIRNE
Assoc. VP and Chief Digital
Strategy and Marketing Officer


UAB ADMINISTRATION

ACADEMIC UNIT (ESTABLISHMENT DATE)	DEAN/ADMINISTRATOR
COLLAT SCHOOL OF BUSINESS (1971)*	Eric P. Jack, Ph.D., Dean
COLLEGE OF ARTS AND SCIENCES (2010)	Kecia M. Thomas, Ph.D., Dean
SCHOOL OF DENTISTRY (1945)	Russell Taichman, D.M.D., DMSc Dean
SCHOOL OF EDUCATION (1971)	Teresa T. Doughty, Ph.D. Dean
SCHOOL OF ENGINEERING (1971)	Jeffrey Holmes, M.D., Ph.D., Dean
SCHOOL OF HEALTH PROFESSIONS (1969)	Andrew J. Butler, MPT, MBA, Ph.D., Dean
SCHOOL OF MEDICINE (1945)**	Anupam Agarwal, M.D., Senior Vice President/Dean
SCHOOL OF NURSING (1967)**	Maria Rodriguez Shirey, MBA, RN, NEA-BC, ANEF, FACHE, FAAN, Dean
SCHOOL OF OPTOMETRY (1969)	Kelly K. Nichols, O.D., MPH, Ph.D., FAAO, Dean
SCHOOL OF PUBLIC HEALTH (1981)	Paul C. Erwin, M.D., DrPH, Dean
GRADUATE SCHOOL (1970)	Shadi S. Martin, Ph.D., MSW, MPA/HAS, MA, Vice Provost for International Education, Dean, Chief International Officer
HONORS COLLEGE (2011)	Shannon Blanton, Ph.D., Dean
UAB LIBRARIES (1945 & 1973)***	Kasia Gonnerman, M.A., M.L.S., Dean
UAB UNIVERSITY HOSPITAL (1945)	Kierstin Kennedy, M.D., M.S.H.A., Chief of Staff

* The School of Business was renamed to the Collat School of Business in 2013.

** The School of Medicine and School of Nursing moved to Birmingham from Tuscaloosa.

*** Lister Hill Library of Health Sciences was established in 1945. Mervyn H. Sterne Library was established in 1973. In 2014, an inaugural dean was appointed to provide leadership and combine resources of both libraries.



* UAB Presidents serves as Chair
 ** UAB Presidents serves as President
 *** Does not include UAB SVHS Alliance

Revised: May 30, 2023
 Current UAB Org Chart

UAB ACADEMIC DEPARTMENTS AND CHAIRS

COLLEGE OF ARTS AND SCIENCES

African American Studies	Kay Morgan, Ph.D.
Anthropology	Lisa Gezon, Ph.D.
Art and Art History	Richard C. Gere, M.F.A.
Biology	Karolina Mukhtar, Ph.D., Interim
Chemistry	Richard A. Dluhy, Ph.D.
Communication Studies	Timothy R. Levine, Ph.D.
Computer & Information Science	Yuliang Zheng, Ph.D.
Criminal Justice	Kent Kerley, Ph.D.
English	Alison Chapman, Ph.D.
Foreign Languages & Literatures	Julian Arribas, Ph.D.
History	Jonthan Wiesen, Ph.D.
Mathematics	Milena Stanislavova, Ph.D.
Music	Patrick Evans, DM, MM
Philosophy	David K. Chan, Ph.D.
Physics	Ilias E. Perakis, Ph.D.
Political Science & Public Administration	Robert Blanton, Ph.D.
Psychology	Chris Henrich, Ph.D.
Social Work	Ronald Pitner, Ph.D., ACSW
Sociology	Verna M. Keith, Ph.D.
Theatre	Kelly Dean Allison, M.F.A.

COLLAT SCHOOL OF BUSINESS

Accounting and Finance	Stephanie Yates, Ph.D.
Management, Information Systems and Quantitative Methods	C. Allen Gorman, Ph.D.
Marketing, Industrial Distribution and Economics	Charles Michael Wittmann, Ph.D.

SCHOOL OF DENTISTRY

Clinical and Community Services	Gregg H. Gilbert, D.D.S.
Endodontics	Ashraf Fouad, D.D.S., M.S.
Oral and Maxillofacial Surgery	Patrick Louis, D.D.S., M.D.
Orthodontics	Chung H. Kau, B.D.S., M.Sc.D.
Pediatric Dentistry	Janice Jackson, D.M.D.
Periodontology	Nicolaas Geurs, D.D.S.
Restorative Services	Chin-Chuan Fu, D.D.S.

SCHOOL OF EDUCATION

Curriculum and Instruction	Donna Slovensky, Ph.D., Interim
Human Studies	Retta Evans, Ph.D., Interim

SCHOOL OF ENGINEERING

Biomedical Engineering*	Jay Zhang, M.D., Ph.D.
Civil, Construction and Environmental Engineering	Wesley Zech, Ph.D., Interim
Electrical and Computer Engineering	Leon Jololian, Ph.D.
Materials Science and Engineering	Gregg Janowski, Ph.D., Interim
Mechanical Engineering	Gregg Janowski, Ph.D., Interim

SCHOOL OF HEALTH PROFESSIONS

Clinical & Diagnostic Sciences	Kathy Nugent, Ph.D.
Health Services Administration	Jane Banaszak-Holl, Ph.D.
Nutrition Sciences**	Barbara Gower, Ph.D., Interim
Occupational Therapy	Gavin R. Jenkins, Ph.D.
Physical Therapy	David M. Morris, Ph.D.

JOINT HEALTH SCIENCES

Biochemistry and Molecular Genetics	David Bedwell, Ph.D.
Cell, Developmental and Integrative Biology	Bradley K. Yoder, Ph.D., Interim
Genetics	Anindya Dutta, Ph.D.
Microbiology	Carlos Orihuela, Ph.D., Interim
Neurobiology	Craig Powell, Ph.D.
Pathology	George Netto, M.D., Ph.D.
Pharmacology and Toxicology	Mary-Ann Bjornsti, Ph.D.

* Joint with the School of Medicine.

** Joint with the Schools of Dentistry, Health Professions, and Medicine.

Valid as of May 1, 2023.

UAB ACADEMIC DEPARTMENTS AND CHAIRS

HEERSINK SCHOOL OF MEDICINE		SCHOOL OF NURSING	
Anesthesiology	Daniel Berkowitz, MD,	Acute, Chronic and Continuing Care	Allison Shorten, Ph.D.
Dermatology	Boni Elewski, M.D.	Family Community and Health Systems	Sigrid Ladores, Ph.D.
Emergency Medicine	Maire-Carmelle Elie, M.D.		
Family and Community Medicine	Irfan Asif, M.D.		
Medical Education	Craig J. Hoesley, M.D.		
Medicine	C. Seth Landefeld, M.D.		
Neurology	David G. Standaert, M.D., Ph.D.		
Neurosurgery	James M. Markert, M.D., MPH		
Obstetrics and Gynecology	Warner Huh, M.D.		
Ophthalmology	Brian C. Samuels, M.D., Ph.D., Interim		
Otolaryngology	Bradford A. Woodworth, M.D., Interim		
Orthopaedics	Steven M. Theiss, M.D.		
Pediatrics	Mitchell B. Cohen, M.D.		
Physical Medicine and Rehabilitation	Vu Nguyen, M.D., MBA		
Psychiatry and Behavioral Neurobiology	Adrienne C. Lahti, M.D.		
Radiation Oncology	James A. Bonner, M.D.		
Radiology	Cheri L. Canon, M.D.		
Surgery	Herbert Chen, M.D.		
Urology	Soroush Rais-Bahrani, M.D., Interim		
		SCHOOL OF OPTOMETRY	
		Optometry and Vision Sciences*	Adam Gordon, OD., M.P.H. F.A.A.O
		SCHOOL OF PUBLIC HEALTH	
		Biostatistics	Jeffery M. Szychowski, Ph.D.
		Environmental Health Sciences	Jeffrey Wickliffe, M.D.
		Epidemiology	Cora E. Lewis, M.D.
		Health Behavior	Kevin R. Fontaine, Ph.D.
		Health Care Organization and Policy	Martha Wingate, Ph.D.

* Joint with the School of Medicine.

** Joint with the Schools of Dentistry, Health Professions, and Medicine.

*** The UAB School of Optometry does not have formal chairs for its departments, as is common in most schools of optometry. Rather, several associate deans serve the various needs of the faculty and academic programs (both professional and graduate).

SIGNIFICANT DATES FOR UAB

1821	Board of Trustees of the University of Alabama created by the General Assembly	1984	University of Alabama in Birmingham became University of Alabama at Birmingham
1936	Extension Center of the University of Alabama opened in Birmingham	1987	Dr. Charles A. McCallum named third president
1945	School of Medicine moved from Tuscaloosa to Birmingham and became a four-year school	1987	School of Community and Allied Health became School of Health Related Professions
1945	Jefferson and Hillman Hospitals combined to serve as the teaching hospital for the School of Medicine	1988	School of Humanities became School of Arts and Humanities
1949	School of Dentistry, with Dr. Joseph F. Volker as dean, enrolled its first class	1989	UAB exceeded \$100 million in active grants and contracts
1955	First Ph.D. earned on the Birmingham campus	1989	Use of the designation "University College" discontinued
1958	Campus expansion began with acquisition of approximately 8.5 blocks (60 acres) from the Birmingham Housing Authority	1990	50,000th degree awarded by UAB
1966	Extension Center in Birmingham became the University of Alabama in Birmingham, one of three campuses of the University of Alabama	1992	UAB's outpatient services moved to the newly constructed Kirklin Clinic
1966	College of General Studies established	1993	Dr. J. Claude Bennett named fourth president
1966	School of Health Services Administration established	1994	UAB acquired Walker College, which became known as UAB Walker College
1967	School of Nursing moved from Tuscaloosa to Birmingham	1995	Certificate-level, junior college linkage programs (Regional Technical Institute) in the School of Health Related Professions phased out
1969	UAB became an autonomous campus with Dr. Joseph F. Volker as its first president	1995	Academic units reorganized under provost
1969	School of Community and Allied Health Resources established by the Alabama Legislature and Regional Technical Institute established for health occupations training	1995	UAB Health System established
1969	School of Optometry established	1995	UAB exceeded \$200 million in active grants and contracts
1970	Graduate School established	1997	Mr. Paul Hardin named interim president
1970	First degrees awarded by UAB	1997	Dr. W. Ann Reynolds named fifth president
1971	College of General Studies reorganized as University College with Schools of Business, Education, Engineering, and Arts and Sciences	1998	Relationship terminated between UAB and UAB Walker College
1973	School of Arts and Sciences restructured into Schools of Humanities, Natural Sciences and Mathematics, and Social and Behavioral Sciences	1999	UAB launched the public phase of a \$250 million capital campaign, the largest capital campaign in the history of the state, goal was later raised to \$350 million
1975	Funds appropriated by Legislature for the purchase of approximately 30 blocks (140 acres) of Urban Renewal lands for UAB expansion		Southern Research Institute affiliated with UAB
1976	Dr. Joseph F. Volker appointed first chancellor of the University of Alabama System	2000	UAB exceeded \$300 million in active grants and contracts
1977	Dr. S. Richardson Hill Jr. named second president	2001	UAB moved to a semester academic calendar
1981	School of Public Health established	2002	University of Alabama Board of Trustees approved an affiliation agreement between the UAB Health System and Bessemer Carraway Medical Center
			Dr. Malcolm Portera, Chancellor of the University of Alabama System, named interim president
			Dr. Carol Z. Garrison named sixth president
		2003	Capital campaign officially ends on December 31, having raised \$388.7 million for UAB

SIGNIFICANT DATES FOR UAB

<p>2006 School of Health Related Professions became School of Health Professions</p> <p>2007 Degrees awarded by UAB surpassed 100,000</p> <p>2010 Schools of Arts and Humanities, Education, Natural Sciences and Mathematics, and Social and Behavioral Sciences merged and realigned as the College of Arts and Sciences</p> <p>UAB Women and Infants Center opened to patients</p> <p>UAB Highlands became part of UAB Hospital</p> <p>2012 Dr. Richard B. Marchase named interim president</p> <p>School of Education established as separate school from the College of Arts and Sciences</p> <p>2013 Dr. Ray L. Watts named seventh president</p> <p>2013 UAB School of Business named Collat School of Business</p> <p>UAB launched the public phase of a \$1 billion capital campaign</p> <p>2014 Inaugural deans appointed for Honors College and UAB Libraries</p> <p>2015 UAB welcomed its highest performing freshman class ever, with an average ACT of 25 (top 21% nationally)</p> <p>2016 On Jan. 15, UAB opened the state-of-the-art Hill Student Center</p> <p>2017 Fall 2016 enrollment was highest in UAB history at 19,535, including the largest freshman class ever (2,021)</p> <p>For the second straight year, fall enrollment broke new records, rising 7 percent for Fall 2017 to 20,902</p> <p>UAB's annual economic impact reaches \$7.15 billion in a new report from TrippUmbach</p> <p>2018 Fall 2018 enrollment set a record for the third straight year, reaching 21,923 in Fall 2018; research funding also set a new record, surpassing \$500 million for the first time</p> <p>UAB is named the Top Young University in the nation and 10th globally in the Times Higher Education World University Rankings</p> <p>The Campaign for UAB surpasses its \$1 billion goal, successfully completing the largest fundraising campaign in school history; a record-setting \$30 million gift named the O'Neal Comprehensive Cancer Center at UAB</p> <p>2019 UAB celebrates its 50th anniversary since becoming an independent university in the University of Alabama System in 1969</p> <p>Research funding surpassed \$600 million for the first time, with Fall 2019 enrollment also setting a record for the fourth straight year</p> <p>2020 Research funding sets new record at \$638 million despite global pandemic; Fall 2020 enrollment sets record for fifth straight year</p> <p>UAB named America's No. 1 Best Large Employer by Forbes</p> <p>2021 UAB enrolls largest first-time freshman cohort in history and research funding reaches another record: \$648 million, up 43% over the past five years.</p> <p>A transformative \$95 million lead gift, the largest in university history, establishes the UAB Marnix E. Heersink School of Medicine</p> <p>2022 UAB hosts several competitions and the Athletes Village for The World Games 2022 from July 7 to 17, 2022</p> <p>UAB's annual economic impact reaches \$12.1 billion in a new report from TrippUmbach, which states that "UAB is the most significant single contributor to the Alabama economy and the leading generator of jobs." The university's economic impact rose dramatically compared with past reports, growing from \$4.6 billion in 2008 and \$7.15 billion in 2016.</p>	<div style="background-color: #e0e0e0; padding: 10px;"> <p style="text-align: center; margin: 0;">UAB PRESIDENTS</p> <p>1969-1976 Dr. Joseph F. Volker</p> <p>1977-1987 Dr. S. Richardson Hill Jr.</p> <p>1987-1993 Dr. Charles A. McCallum</p> <p>1993-1996 Dr. J. Claude Bennett</p> <p>1997 Mr. Paul Hardin (Interim)</p> <p>1997-2002 Dr. W. Ann Reynolds</p> <p>2002 Dr. Malcolm Portera (Interim)</p> <p>2002-2012 Dr. Carol Z. Garrison</p> <p>2012-2013 Dr. Richard B. Marchase (Interim)</p> <p>2013-PRESENT Dr. Ray L. Watts</p> </div>
--	--

HONORARY UAB DEGREES CONFERRED

NAME	DATE CONFERRED	DEGREE	NAME	DATE CONFERRED	DEGREE
Champ Lyons	October 1, 1965	Doctor of Science	Joseph S. Bruno	June 5, 1988	Doctor of Laws
Tinsley Randolph Harrison	October 1, 1965	Doctor of Science	Eugene C. Gwaltney	June 5, 1988	Doctor of Laws
Walter Bouldin	August 29, 1966	Doctor of Laws	Charles B. Webb Jr.	June 5, 1988	Doctor of Laws
Matthew Francis McNulty Jr.	August 22, 1969	Doctor of Science	Glenn Ireland II	June 4, 1989	Doctor of Laws
Ruth Lawson Hanson	August 22, 1969	Doctor of Humanities	William M. Spencer III	June 4, 1989	Doctor of Laws
Joseph F. Volker	June 6, 1970	Doctor of Science	Clifton R. Wharton Jr.	June 4, 1989	Doctor of Humane Letters
Bengt E. Gustafson	June 5, 1971	Doctor of Science	Katharine Reynolds Ireland	June 3, 1990	Doctor of Humanities
John A. Hand	June 5, 1971	Doctor of Laws	Charles Caldwell Marks	June 3, 1990	Doctor of Laws
John Edward Meyer	June 4, 1972	Doctor of Humanities	Louis J. Willie	June 3, 1990	Doctor of Laws
Virginia Baxley	June 4, 1972	Master of Arts	Wallace R. Bunn	June 2, 1991	Doctor of Laws
Clyde Guss Cox	August 27, 1972	Master of Arts	William R. Ireland	June 2, 1991	Doctor of Laws
Joseph Smolian	August 27, 1972	Doctor of Humanities	Thomas E. Rast	June 2, 1991	Doctor of Laws
Clarence A. Hanson	June 9, 1974	Doctor of Literature	J. Claude Bennett	June 7, 1992	Doctor of Science
Samuel Richardson Hill Jr.	June 9, 1975	Doctor of Science	Virginia Van der Veer Hamilton	June 7, 1992	Doctor of Letters
Charles Alexander McCallum	June 9, 1975	Doctor of Science	Carolyn Reid-Wallace	June 7, 1992	Doctor of Humane Letters
Arthur Davis Shores	June 9, 1975	Doctor of Humanities	Richard Arrington Jr.	June 6, 1993	Doctor of Science
Robert Hugh Daniel	June 5, 1977	Doctor of Laws	Arnold G. Diethelm	June 6, 1993	Doctor of Science
William Paul Brann	June 5, 1977	Doctor of Laws	John R. Durant	June 6, 1993	Doctor of Science
William Micajah Spencer Jr.	June 5, 1977	Doctor of Humanities	H. Brandt Ayers	June 5, 1994	Doctor of Humane Letters
George W. Campbell	June 5, 1977	Doctor of Laws	George D. Lundberg	June 5, 1994	Doctor of Science
Julia Walker Russell	June 5, 1977	Doctor of Humane Letters	Wallace D. Malone Jr.	June 4, 1995	Doctor of Laws
Henry Poellnitz Johnston	June 4, 1978	Doctor of Humanities	James Rachels	June 4, 1995	Doctor of Humane Letters
George Moorar Rust	June 4, 1978	Doctor of Science	Alys Robinson Stephens	June 4, 1995	Doctor of Humanities
Hall Williams Thompson	June 4, 1978	Doctor of Laws	Elmer B. Harris	June 2, 1996	Doctor of Laws
John W. Kirklin	June 4, 1978	Doctor of Science	Stevie Wonder	June 2, 1996	Doctor of Music
Margaret Spain McDonald	June 4, 1978	Doctor of Humanities	John W. Woods	June 2, 1996	Doctor of Laws
Samuel Booth Barker	June 3, 1979	Doctor of Science	Don Logan	June 8, 1997	Doctor of Humane Letters
Emil Carl Hess	June 3, 1979	Doctor of Humanities	Sam C. Pointer Jr.	June 8, 1997	Doctor of Laws
William Hansell Hulsey	June 3, 1979	Doctor of Humanities	Robert Luckie Jr.	December 7, 1997	Doctor of Humanities
Kenneth Rule Daniel	June 8, 1980	Doctor of Science	John J. McMahon Jr.	June 7, 1998	Doctor of Laws
William James Rushton	June 8, 1980	Doctor of Laws	Eric F. Wieschaus	June 7, 1998	Doctor of Science
Frank Park Samford	June 8, 1980	Doctor of Laws	Lord Trevor Smith	December 6, 1998	Doctor of Humane Letters
Emmett Bryan Carmichael	June 7, 1981	Doctor of Science	Willie L. Brown Jr.	June 6, 1999	Doctor of Humane Letters
Frederick W. Conner	June 7, 1981	Doctor of Humanities	H. Corbin Day	June 6, 1999	Doctor of Humane Letters
Robert M. Frank	June 7, 1981	Doctor of Science	David Baltimore	December 5, 1999	Doctor of Science
John S. Jemison Jr.	June 7, 1981	Doctor of Laws	William J. McDonough	December 5, 1999	Doctor of Humane Letters
Howard Lamar Holley	June 6, 1982	Doctor of Science	David Satcher	June 4, 2000	Doctor of Science
A. Edward Maumenee	June 6, 1982	Doctor of Science	Peter A. Georgescu	December 3, 2000	Doctor of Humane Letters
John S. Shaw Jr.	June 6, 1982	Doctor of Laws	W. Richard West	June 10, 2001	Doctor of Laws
Joseph McConnell Farley	June 5, 1983	Doctor of Laws	Regina M. Benjamin	December 15, 2001	Doctor of Science
J. Garber Galbraith	June 5, 1983	Doctor of Science	Marie S. Ingalls	May 4, 2002	Doctor of Humanities
Charles W. Ireland	June 5, 1983	Doctor of Laws	Michael E. Stephens	May 4, 2002	Doctor of Humanities
Fuller Earle Callaway Jr.	June 3, 1984	Doctor of Science	Annette Nevin Shelby	May 10, 2003	Doctor of Humanities
Thomas Kermit Hearn Jr.	June 3, 1984	Doctor of Humanities	Alice E. Pigman	December 13, 2003	Doctor of Humanities
James Coleman Lee Jr.	June 3, 1984	Doctor of Laws	Freeman A. Hrabowski III	December 17, 2005	Doctor of Humanities
James Allen Pittman Jr.	June 3, 1984	Doctor of Science	Jarman F. Lowder	December 16, 2006	Doctor of Humanities
Leonard Robinson	June 3, 1984	Doctor of Science	Thomas H. Lowder	December 16, 2006	Doctor of Humanities
Jack J. Dreyfus	June 2, 1985	Doctor of Laws	Herman D. Bolden	May 3, 2008	Doctor of Humanities
Frederick Chapman Robbins	June 2, 1985	Doctor of Laws	Caroline Patterson Ireland	December 13, 2008	Doctor of Humanities
Henry C. Goodrich	June 8, 1986	Doctor of Laws	Charles A. Collat Sr.	May 9, 2009	Doctor of Humanities
Jack Dobbs McSpadden	June 8, 1986	Doctor of Laws	Marvin Randolph Engel	May 8, 2010	Doctor of Humanities
William F. Edmonds	June 8, 1986	Doctor of Science	Harold L. Abroms	May 8, 2010	Doctor of Humanities
W. Houston Blount	June 7, 1987	Doctor of Laws	Malcolm Portera	May 12, 2012	Doctor of Humanities
Crawford T. Johnson III	June 7, 1987	Doctor of Laws			

* Honorary degrees conferred prior to 1970 were conferred at the University of Alabama, Tuscaloosa.

HONORARY UAB AWARDS CONFERRED

PRESIDENT'S MEDAL

1985	J. Durwood Bradley, M.D.
1986	B. Gene Bartow, Janet Redman Hill
1987	Peter Garthwaite Smith
1988	Max D. Cooper, M.D.
1989	James Hatcher
1990	Fred W. Sington
1991	Samuel Booth Barker, Ph.D.
1992	Juan M. Navia, Ph.D.
1993	Albert F. LoBuglio, M.D.
1994	Aaron L. Lamar Jr., Ed.D.
1995	George N. Mickwee
1996	William A. Sibley, Ph.D.
1997	Linda Flaherty-Goldsmith
1998	Odessa Woolfolk
1999	James A. Garland
2000	Albert D. Pacifico, M.D.
2001	John N. Whitaker, M.D. (posthumously)
2002	Ada W. Long, Ph.D.
2003	Julian W. Banton, Michael Goodrich, Margaret M. Porter
2004	William J. Koopman, M.D.
2005	Rachel Z. Booth, Ph.D., John M. Lyons, Ph.D.
2006	Virginia D. Gauld, Ph.D., Ina Branham Leonard, J.D.
2007	Richard J. Whitley, M.D.
2008	Basil I. Hirschowitz, M.D.
2009	Malcolm Portera, Ph.D.
2010	Michael S. Saag, M.D.
2011	George Howard, Dr.P.H.
2012	Louise T. Chow, Ph.D., John J. McMahon, Jr.
2013	Sergio Stagno, M.D.
2015	Charles A. Collat, Sr., Wayne H. Finley, Ph.D., M.D.
2016	Kirby I. Bland, M.D.
2017	Hatton C.V. Smith
2019	Richard C. Shelby, U.S. Senator
2021	James T. "Jabo" Waggoner, Alabama State Senator
2022	M. Miller Gorrie, Charles D. Perry, Jr.

DISTINGUISHED ALUMNUS AWARD

1991	Lawrence J. DeLucas, O.D., Ph.D.
1992	Richard M. Scruschy
1993	Helene Griffin Robertson
1994	William L. Roper, M.D., M.P.H.
1995	James H. Woodward, Ph.D.
1996	Kenneth L. Jackson
1997	Charles A. McCallum, D.M.D., M.D.
1998	Martha Warren Bidez, Ph.D.
1999	Jean A. Jacobs Kelley, Ed.D.
2000	Robert C. Chapman
2001	Tommie G. Cummings
2002	Michael E. Stephens
2003	Gail H. Cassell, Ph.D.
2004	Marie L. O'Koren, Ed.D.
2005	Mary Lynne Capilouto, D.M.D.
2006	Albert J. Tully Jr., M.D.
2007	Ray L. Watts, M.D.
2008	Julie H. Hanna
2009	Linda C. Lucas, Ph.D.
2010	Marquita Davis, Ph.D.
2011	Ann Harper Arrasmith
2012	Phyllis Norton DePiano
2013	Kathryn B. Freeland
2014	Lee Price, Major General (U.S. Army Retired)
2015	Gillian H. Goodrich
2016	William Ferniany, Ph.D.
2017	Edward E. Partridge, M.D.
2018	Charles D. Stockes
2019	Anthony C. Hood, Ph.D.
2020	Benjamin Cumbus, D.M.D.
2021	Sarah Nafziger, Ph.D.
2022	Kierstin Cates Kennedy, M.D.

UAB PROGRAM ACCREDITATION

PROGRAMS ELIGIBLE FOR ACCREDITATION	YEAR PROGRAM STARTED	MOST RECENT / NEXT EXPECTED ACCREDITATION	ACCREDITATION AGENCY
UAB			
UAB	1969	2015 / 2025	Southern Association of Colleges and Schools Commission on Colleges
Graduate School (as UAB)	1970		Member of Council of Graduate Schools in the United States Member of Conference of Southern Graduate Schools
COLLEGE OF ARTS AND SCIENCES			
Art	1972	2016 / 2025-2026	National Association of Schools of Art and Design
Chemistry	1969	2017 / 2022	American Chemical Society
Computer Science (B.S.)	1980	2019 / 2025	Computing Accreditation Commission of ABET
Forensic Sciences (M.S.)	1981	2019 / 2024	Forensic Science Education Programs Accreditation Commission (FEPAC)
Medical/Clinical Psychology	1980	2016 / 2023-2024	American Psychological Association
Music	1982	2014 / 2022-2023	National Association of Schools of Music
Public Administration (M.P.A.)	1978	2016 / 2023	Network of Schools of Public Policy, Affairs, and Administration Commission on Peer Review and Accreditation (NASPAA)
Social Work (BSW)	1976	2015 / 2022-2023	Council on Social Work Education
Social Work (MSW)	2017	2019 / 2023	Council on Social Work Education
Theatre	1973	2009 / 2025-2026	National Association of Schools of Theatre
COLLAT SCHOOL OF BUSINESS			
Collat School of Business	1971	2022 / 2027	Association to Advance Collegiate Schools of Business-International
SCHOOL OF DENTISTRY			
School of Dentistry	1948	2022 / 2029	American Dental Association, Commission on Dental Accreditation
ALL SPECIALTY PROGRAMS			
Endodontics	1956	2022 / 2029	American Dental Association, Commission on Dental Accreditation
Maxillofacial Prosthodontics	1973	2022 / 2029	American Dental Association, Commission on Dental Accreditation
Oral and Maxillofacial Surgery	1949	2019 / 2025	American Dental Association, Commission on Dental Accreditation
Orthodontics	1952	2022 / 2029	American Dental Association, Commission on Dental Accreditation
Pediatric Dentistry	1951	2022 / 2029	American Dental Association, Commission on Dental Accreditation
Periodontics	1956	2022 / 2029	American Dental Association, Commission on Dental Accreditation
Prosthodontics	1955	2022 / 2029	American Dental Association, Commission on Dental Accreditation
General Practice Residency	1977	2022 / 2029	American Dental Association, Commission on Dental Accreditation
Advanced Education in General Dentistry	1990	2022 / 2029	American Dental Association, Commission on Dental Accreditation
SCHOOL OF EDUCATION			
School of Education (Teacher Certification Programs)	1969	2014 / 2028	Council for the Accreditation of Educator Preparation
	1969	2014 / 2028	Alabama State Board of Education Approval
Art Education	1992	2016 / 2025-2026	National Association of Schools of Art and Design
Music Education	1991	2013 / 2022-2023	National Association of Schools of Music
Counseling (School and Clinical Mental Health)	1970	2018 / 2026	Council for Accreditation of Counseling and Related Educational Programs (CACREP)
SCHOOL OF ENGINEERING			
Biomedical Engineering	2001	2019 / 2025	Engineering Accreditation Commission of ABET
Civil Engineering	1969	2019 / 2025	Engineering Accreditation Commission of ABET
Electrical Engineering	1969	2019 / 2025	Engineering Accreditation Commission of ABET
Materials Engineering	1969	2019 / 2025	Engineering Accreditation Commission of ABET
Mechanical Engineering	1969	2019 / 2025	Engineering Accreditation Commission of ABET
SCHOOL OF HEALTH PROFESSIONS			
CLINICAL AND DIAGNOSTIC SCIENCES DEPARTMENT			
Genetic Counseling	2009	2019 / 2025	American Board of Genetic Counseling
Clinical Laboratory Science	1945	2021 / 2031	National Accrediting Agency for Clinical Laboratory Sciences
Nuclear Medicine Technology	1969	2017 / 2024	Joint Review Committee on Educational Programs in NMT, Department of Education
M.S. Physician Assistant Studies	1967	2013 / 2024	Accreditation Review Commission on Education for the Physician Assistant

UAB PROGRAM ACCREDITATION

PROGRAMS ELIGIBLE FOR ACCREDITATION	YEAR PROGRAM STARTED	MOST RECENT / NEXT EXPECTED ACCREDITATION	ACCREDITATION AGENCY
SCHOOL OF HEALTH PROFESSIONS			
HEALTH SERVICES ADMINISTRATION DEPARTMENT			
Health Administration	1965	2016 / 2023	Commission on Accreditation of Healthcare Management Education (CAHME)
Health Informatics	1991	2020 / 2027	Commission on Accreditation of Health Informatics & Info. Management Education
NUTRITION SCIENCES DEPARTMENT			
Dietetic Internship	1963	2018 / 2026	Accrediting Council for Education in Nutrition and Dietetics (ACEND)
Dietetic Education Program	2016	2022 / 2029	Accrediting Council for Education in Nutrition and Dietetics (ACEND)
OCCUPATIONAL THERAPY DEPARTMENT			
Occupational Therapy (MS & OTD)	1968 / 2021	2020 / 2022-2023	Accreditation Council for Occupational Therapy Education (CAAHEP)
PHYSICAL THERAPY DEPARTMENT			
Physical Therapy	1975	2020 / 2031	Commission on Accreditation in Physical Therapy Education
UAB Neurologic Residency Program (PT)	2018	2019 / 2024	American Board of Physical Therapy Residency and Fellowship Education
UAB & Therapy South Ortho Res. Prog. (PT)	2020	2022 / 2027	American Board of Physical Therapy Residency and Fellowship Education
UNIVERSITY OF ALABAMA SCHOOL OF MEDICINE			
School of Medicine – Birmingham, Regional Medical Campuses in Huntsville, Montgomery and Tuscaloosa	1859	2014 / 2022	Liaison Committee on Medical Education
Division of Continuing Medical Education	1974	2021 / 2025	Accreditation Council for Continuing Medical Education
UAB University Hospital	1945	2022 / 2023, 2024, 2025	Joint Commission
	1945	2023 / 2024	Accreditation Council on Graduate Medical Education (ACGME)
SCHOOL OF NURSING			
SCHOOL OF NURSING			
Bachelor of Science in Nursing	1950	2010 / 2022	Commission on Collegiate Nursing Education
Master of Science in Nursing	1950	2010 / 2022	Commission on Collegiate Nursing Education
Doctor of Nursing Practice	2008	2010 / 2022	Commission on Collegiate Nursing Education
Nurse Anesthesia	1945	2022 / 2022	Council on Accreditation of Nurse Anesthesia Educational Programs
SCHOOL OF OPTOMETRY			
Professional Program (O.D.)	1969	2017 / 2025	American Optometric Association Accreditation Council on Optometric Education
RESIDENCY PROGRAMS			
Cornea and Contact Lenses	1980	2016 / 2025	American Optometric Association Accreditation Council on Optometric Education
Primary Care Optometry	1978	2019 / 2027	American Optometric Association Accreditation Council on Optometric Education
Vision Rehab w/emphasis in Low Vision Rehab. and Ocular Disease at B'ham VAMC	1982	2019 / 2028	American Optometric Association Accreditation Council on Optometric Education
Ocular Disease with emphasis in Primary Care Optometry & Retina at Tuscaloosa VAMC	1979	2019 / 2028	American Optometric Association Accreditation Council on Optometric Education
Ocular Disease w/emphasis in Refractive & Ocular Surgery at Eye Center of Texas (Houston)	2022 (affiliation with UABSO)	2018 / 2026	American Optometric Association Accreditation Council on Optometric Education
Ocular Disease at Omni Eye Services (Atlanta)	1983	2014 / 2023	American Optometric Association Accreditation Council on Optometric Education
Pediatric Optometry at UABSO	1986	2014 / 2023	American Optometric Association Accreditation Council on Optometric Education
Pediatric at Vanderbilt Eye Institute	2020	2021 / 2029	American Optometric Association Accreditation Council on Optometric Education
SCHOOL OF PUBLIC HEALTH			
School of Public Health	1968	2016 / 2023	Council on Education for Public Health
M.P.H. Program	1968	2016 / 2023	Council on Education for Public Health
M.S.P.H. Program	1968	2016 / 2023	Council on Education for Public Health
Dr.P.H. Program	1979	2016 / 2023	Council on Education for Public Health
Ph.D. Program-Biostatistics	1993	2016 / 2023	Council on Education for Public Health
Ph.D. Program-Environmental Health Services	1985	2016 / 2023	Council on Education for Public Health
Ph.D. Program-Epidemiology	1987	2016 / 2023	Council on Education for Public Health
Ph.D. Prog.-Health Education/Promotion (JT/W/UA)	1990	2016 / 2023	Council on Education for Public Health
Ph.D. Program-Health Behavior	2021	N/A / 2023	Council on Education for Public Health
B.S. Program	2013	2016 / 2023	Council on Education for Public Health
M.S. Program	1968	2016 / 2023	Council on Education for Public Health

RESIDENCY AND SUBSPECIALTY TRAINING PROGRAMS AT UAB HOSPITAL

Accredited by Accreditation Council on Graduate Medical Education (as of February 2023)

DEPARTMENT	RESIDENCY PROGRAM	SUBSPECIALTY PROGRAM	MOST RECENT ACCREDITATION
ANESTHESIOLOGY	Anesthesiology	Critical Care Anesthesiology	2023
		Obstetric Anesthesiology	2023
		Pain Management	2023
		Adult Cardiothoracic Anesthesiology	2023
		Pediatric Anesthesiology	2023
DERMATOLOGY	Dermatology Dermatology/Pathology Procedural Dermatology	Dermatopathology	2022
		Micrographic Surgery and Dermatologic Oncology	2023
			2023
EMERGENCY MEDICINE	Emergency Medicine		2023
		Emergency Medical Services	2021
GENETICS	Medical Genetics		2022
		Clinical Biochemical Genetics	2021
		Laboratory Genetics and Genomics	2022
		Medical Biochemical Genetics	2022
MEDICINE	Internal Medicine		2023
		Allergy and Immunology	2023
		Addiction Medicine	2022
		Advanced Heart Failure and Transplant Cardiology	2023
		Cardiovascular Disease	2023
		Clinical Cardiac Electrophysiology	2023
		Critical Care Medicine	2023
		Interventional Cardiology	2023
		Endocrinology, Diabetes, & Metabolism	2023
		Gastroenterology	2023
		Geriatric Medicine	2023
		Hematology/Oncology	2023
		Hospice and Palliative Care Medicine	2023
		Infectious Diseases	2023
		Nephrology	2023
Pulmonary Disease/Critical Care Medicine	2023		
Rheumatology	2023		
Transplant Hepatology	2023		
NEUROLOGY	Neurology		2023
		Child Neurology	2023
		Epilepsy- Adult	2023
		Epilepsy- Children	2017
		Neuromuscular Medicine	2023
		Vascular Neurology	2023
OBSTETRICS AND GYNECOLOGY	Obstetrics & Gynecology		2022
		Female Pelvic Medicine and Reconstructive Surgery	2022
		Gynecologic Oncology	2022
		Maternal-Fetal Medicine	2022
OPHTHALMOLOGY	Ophthalmology		2023
PATHOLOGY	Pathology		2023
		Blood Banking/Transfusion Medicine	2023
		Cytopathology	2023
		Forensic Pathology	2023
		Hematopathology	2023
		Molecular Genetic Pathology	2023
Neuropathology	2023		

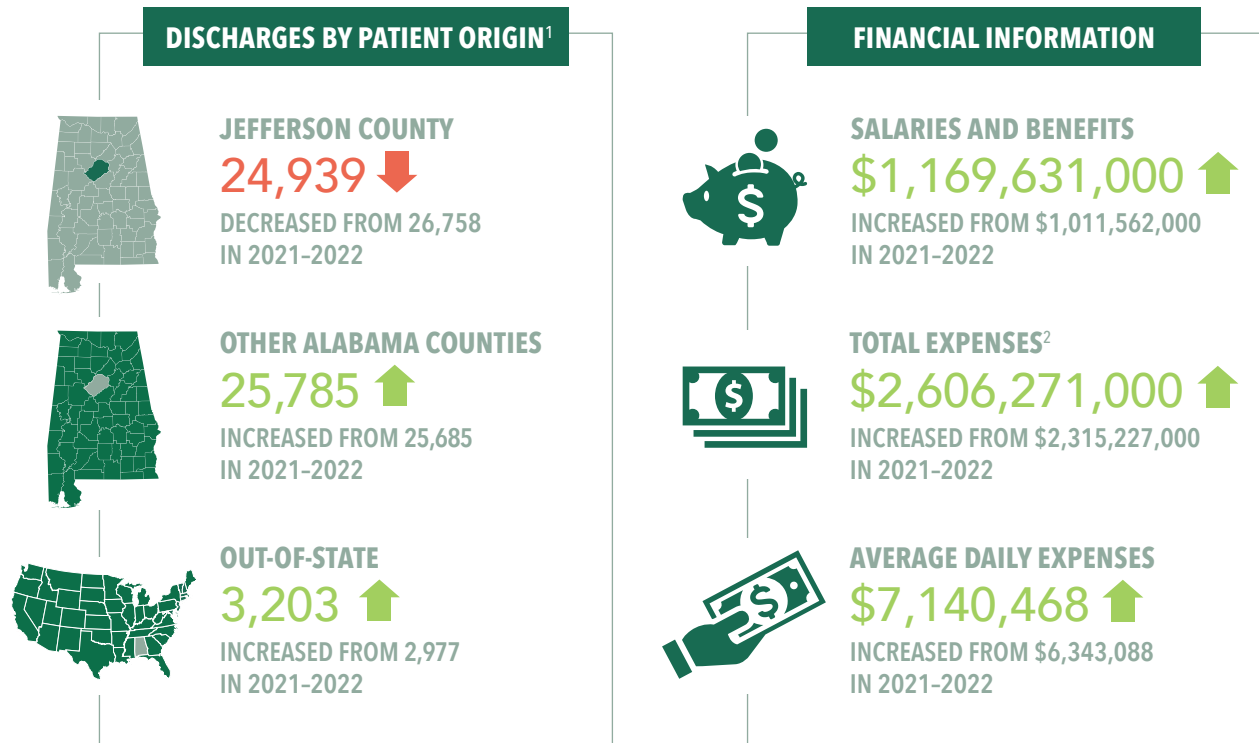
RESIDENCY AND SUBSPECIALTY TRAINING PROGRAMS AT UAB HOSPITAL

Accredited by Accreditation Council on Graduate Medical Education (as of February 2023)

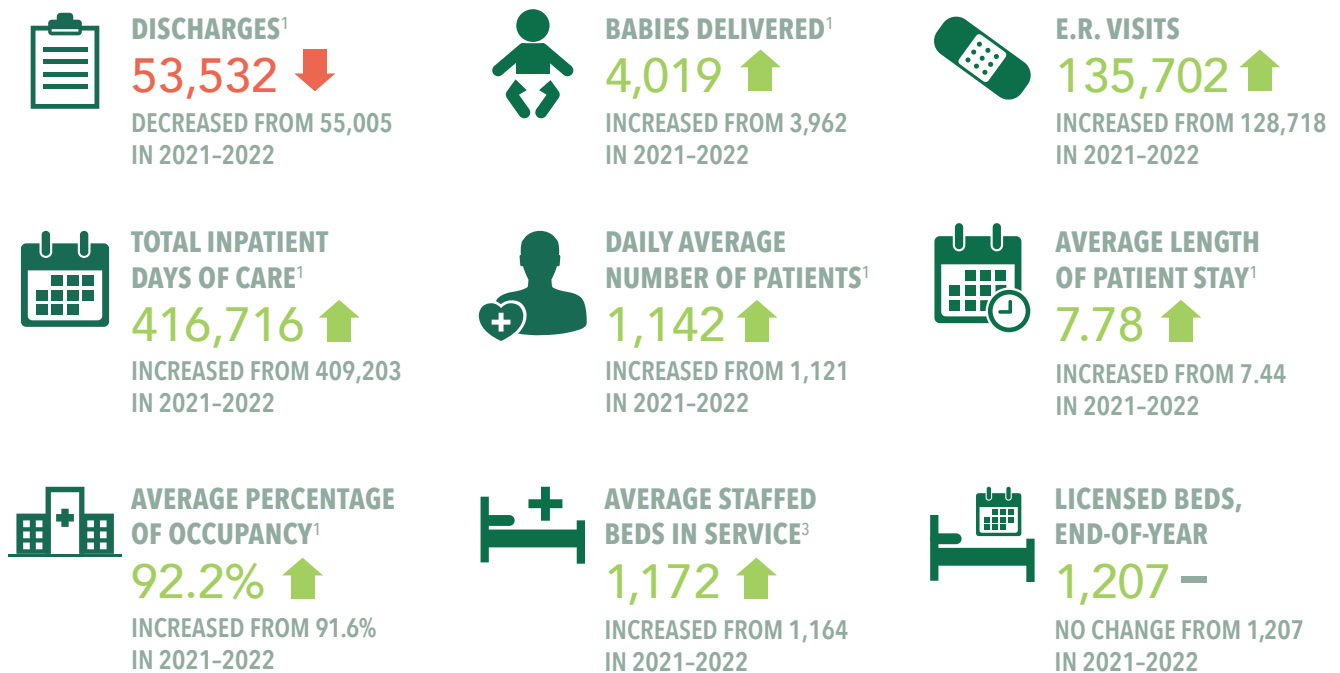
DEPARTMENT	RESIDENCY PROGRAM	SUBSPECIALTY PROGRAM	MOST RECENT ACCREDITATION
PEDIATRICS	Pediatrics		2023
		Adolescent Medicine	2023
		Neonatal/Perinatal Medicine	2023
		Pediatric Cardiology	2023
		Pediatric Critical Care Medicine	2023
		Pediatric Emergency Medicine	2023
		Pediatric Endocrinology	2023
		Pediatric Gastroenterology	2023
		Pediatric Hematology/Oncology	2023
		Pediatric Hospital Medicine	2023
		Pediatric Infectious Diseases	2023
		Pediatric Nephrology	2023
		Pediatric Pulmonology	2023
		Pediatric Rheumatology	2023
		Sleep Medicine	2023
Medicine/Pediatrics	2023		
PHYSICAL MEDICINE & REHABILITATION	Physical Medicine & Rehabilitation		2023
PSYCHIATRY	Psychiatry		2022
		Child & Adolescent Psychiatry	2022
		Consultation-Liason Psychiatry	2022
		Geriatric Psychiatry	2022
RADIATION ONCOLOGY	Radiation Oncology		2023
RADIOLOGY	Diagnostic Radiology		2023
		Pediatric Radiology	2023
		Neuroradiology	2023
		Interventional Radiology - Independent	2022
		Interventional Radiology - Integrated	2023
		Nuclear Medicine	2023
SURGERY	General Surgery		2023
		Colon and Rectal Surgery	2023
		Pediatric Surgery	2023
		Plastic Surgery	2023
		Plastic Surgery - Integrated	2020
		Surgical Critical Care	2023
		Thoracic & Cardiovascular Surgery	2022
		Vascular Surgery - Fellowship	2023
		Vascular Surgery - Integrated	2023
		Neurosurgery	2022
		Orthopaedic Surgery	2022
		Hand Surgery	2023
		Otolaryngology	2023
		Pediatric Otolaryngology	2022
		Urology	2023
OTHER CAMPUSES	Family Medicine (Huntsville)		2023
	Family Medicine (Selma)		2022
	Family Medicine (Tuscaloosa)		do not have information
	Internal Medicine (Huntsville)		2023
	Internal Medicine (Montgomery)		2023

UAB HOSPITAL STATISTICAL HIGHLIGHTS FOR 2021-2022

PREVIOUS YEAR COMPARISON



PATIENT INFORMATION¹



¹ Includes transfers for depreciation and interest.

² Does not include transfers for the SOM or Health System.

³ UAB Hospital is currently licensed for 1,207 beds.

UAB LIBRARIES STATISTICAL HIGHLIGHTS¹



¹ Includes Reynolds Historical Library and the UAB Archives.

² As of September 2022. Includes print, electronic and microforms.

³ This number represents total access to online full text and print periodical resources available to UAB students, faculty and staff.

⁴ As of September 30, 2022. Includes fringe benefits for both libraries.

RESEARCH, COMMERCIALIZATION AND ECONOMIC DEVELOPMENT

TOP 1%

OF ALL NIH-FUNDED ORGANIZATIONS-PUBLIC, PRIVATE AND INTERNATIONAL (28/2850)

UAB RANK AMONG U.S. UNIVERSITIES	AMONG PUBLIC U.S. UNIVS.	AMONG ALL U.S. UNIVS.
FEDERAL R&D EXPENDITURES <small>(Source: NSF HERD FY2020)</small>	17 <small>(OF 412, TOP 4%)</small>	33 <small>(OF 648, TOP 5%)</small>
FEDERAL R&D EXPENDITURES <small>(Source: BRIMR FY2021)</small>	11 <small>(OF 308, TOP 4%)</small>	28 <small>(OF 498, TOP 5%)</small>

UAB ranked 6th
in clinical trials expenditures among public institutions

ALL SIX UAB HEALTH-RELATED SCHOOLS ARE

TOP 16

AMONG PUBLICS IN NIH FUNDING

HEALTH PROFESSIONS 2 (\$9.2M)	MEDICINE 11 (\$266M)
OPTOMETRY 5 (\$4.3M)	PUBLIC HEALTH 14 (\$13.4M)
NURSING 6 (\$9.4M)	DENTISTRY 16 (\$5.2M)

■ **Harbert Institute for Innovation & Entrepreneurship (HIIE):** 8th straight year with **positive bottom line** (among **top 20%** nationally)

- **\$5.6M** in revenues; **106** Intellectual Property Disclosures; **40** licenses; **12** patents (all in FY22)
- **Eight startups** poised to launch in FY23
- **Seven startups** received grants from Innovate Alabama, building on previous SBIR/STTR funds

■ Working with **Southern Research** to become the **biotech commercialization leader in the Southeast**

■ **CSOB's Barefield Entrepreneurship Program** was honored with the nation's top award for new entrepreneurship programs

- **Total enrollment of 180** after only two years



At the HIIE Innovation Awards last fall, the Award for Excellence in Entrepreneurship went to In8bio, a startup that spun off from UAB-developed IP and is pioneering next-generation cancer therapies.

CONTINUED ON PAGE 95

UAB ATHLETICS

The University of Alabama at Birmingham initiated an intercollegiate varsity athletic program in 1978. UAB now participates as a Division I member of the NCAA. Through the 1990-91 season, UAB was a member of the Sun Belt Conference. In 1991, UAB became a charter member of the Great Midwest Conference. In 1995, UAB joined the newly created Conference USA. The Blazers became a football member of Conference USA in the 1999 season. On July 1, 2023, UAB officially joined the American Athletic Conference.

DIRECTOR OF ATHLETICS

MARK INGRAM

MEN'S PROGRAMS HEAD COACH

BASEBALL	Casey Dunn
BASKETBALL	Andy Kennedy
FOOTBALL	Trent Dilfer
GOLF	Matt Whall
SOCCER	Jeff Kinney
TENNIS	Justin DeSanto

WOMEN'S PROGRAMS HEAD COACH

BASKETBALL	Randy Norton
BOWLING	Michelle Crews
TRACK & FIELD	Kurt Thomas
CROSS-COUNTRY	Maryn Lowry
GOLF	Jesse Lawley
RIFLE	Lori Goodwin
BEACH VOLLEYBALL	Terri Del Conte
SOCCER	Lisa Mann
SOFTBALL	A.J. Daugherty
TENNIS	Mark Tjia
VOLLEYBALL	Betsy Freeburg



SOURCE: UAB Athletics Sports Information

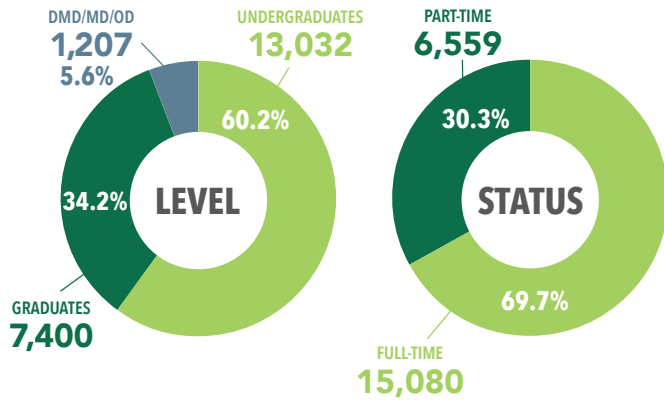
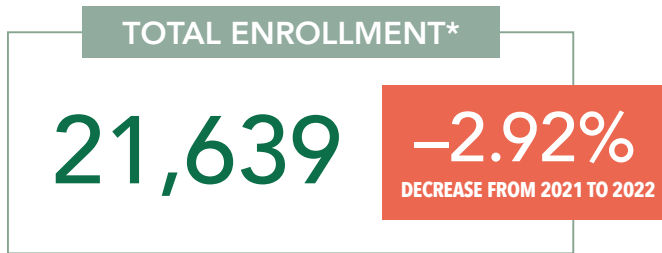
2022-2023 FACTS & FIGURES

STUDENT INFORMATION

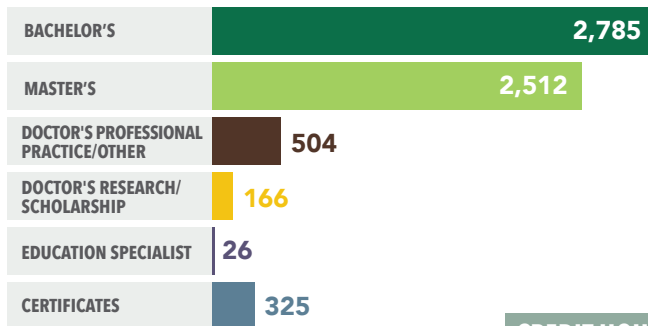


UAB STUDENT DATA

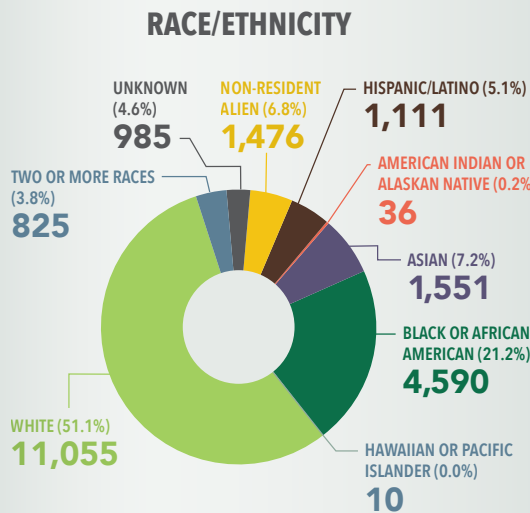
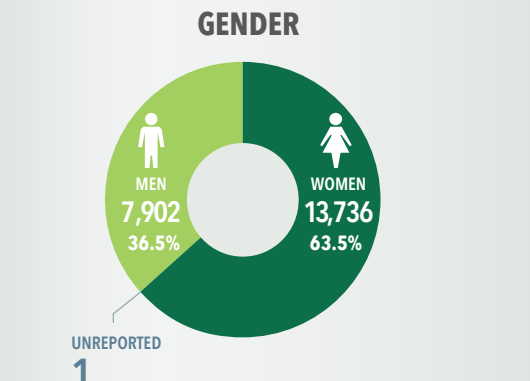
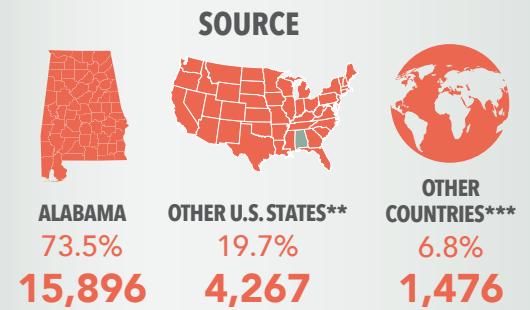
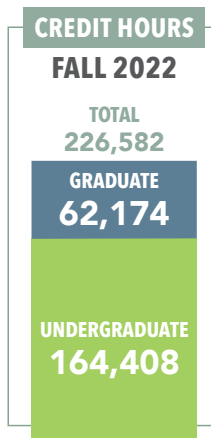
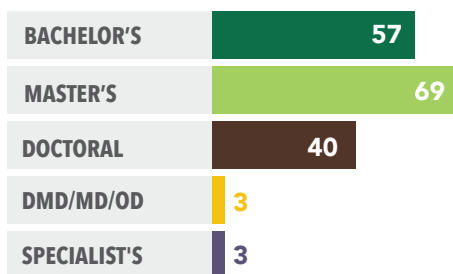
FALL 2022



DEGREES AWARDED 2021-2022



DEGREE PROGRAMS OFFERED

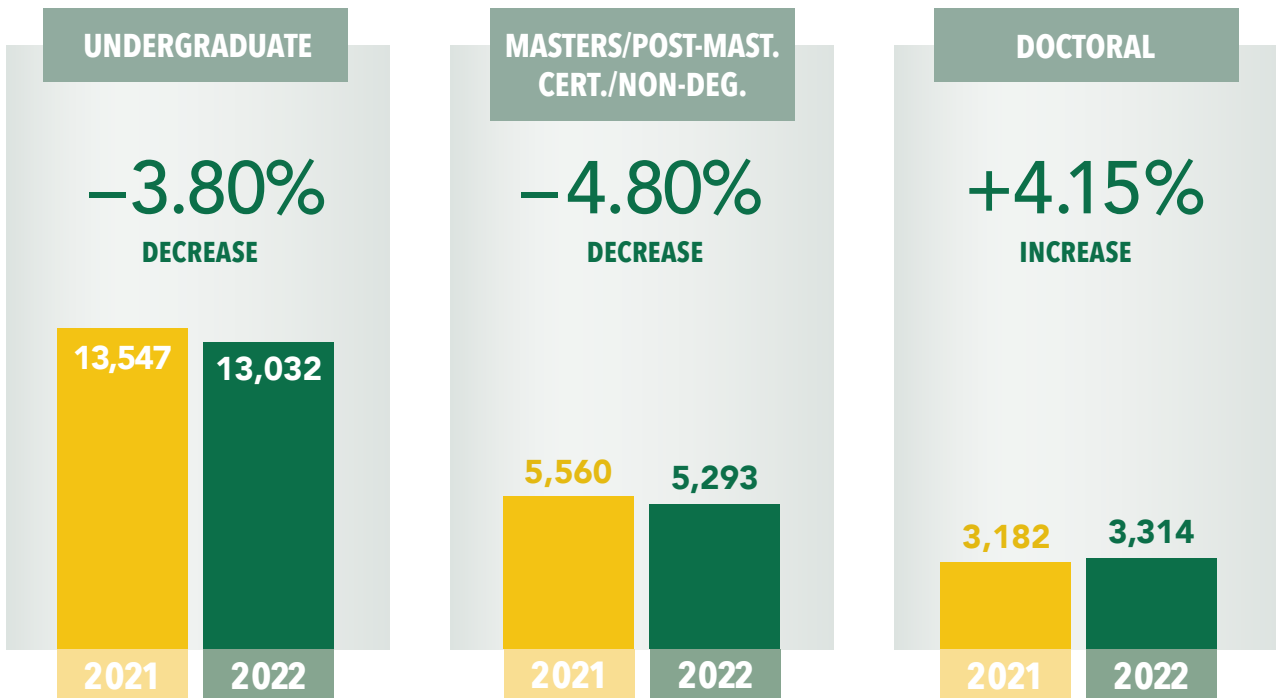
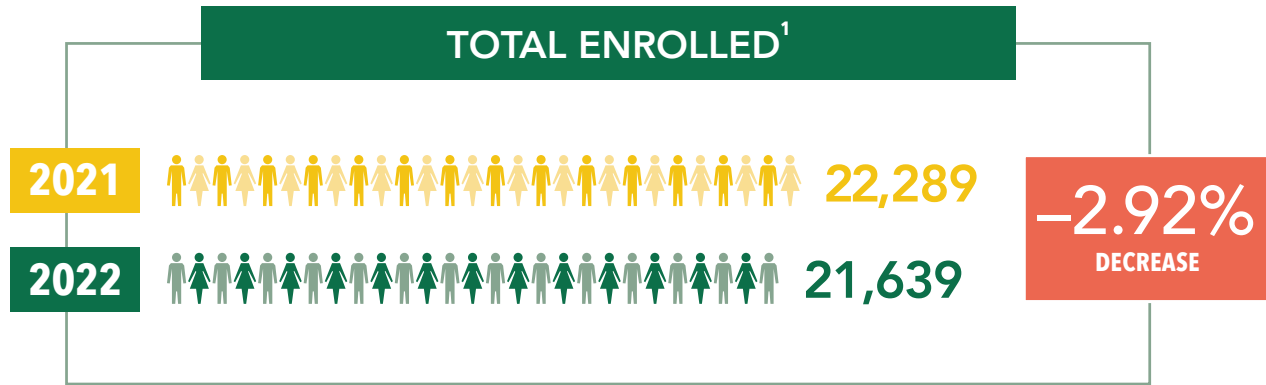


* Does not include 1,456 full-time advanced professionals.
 ** Includes U.S. Territories and Overseas Military Addresses.
 *** Includes U.S. Citizens sourced from outside the United States.

SOURCE: UAB Institutional Effectiveness and Analysis

UAB HEADCOUNT ENROLLMENT REPORT

FALL 2022

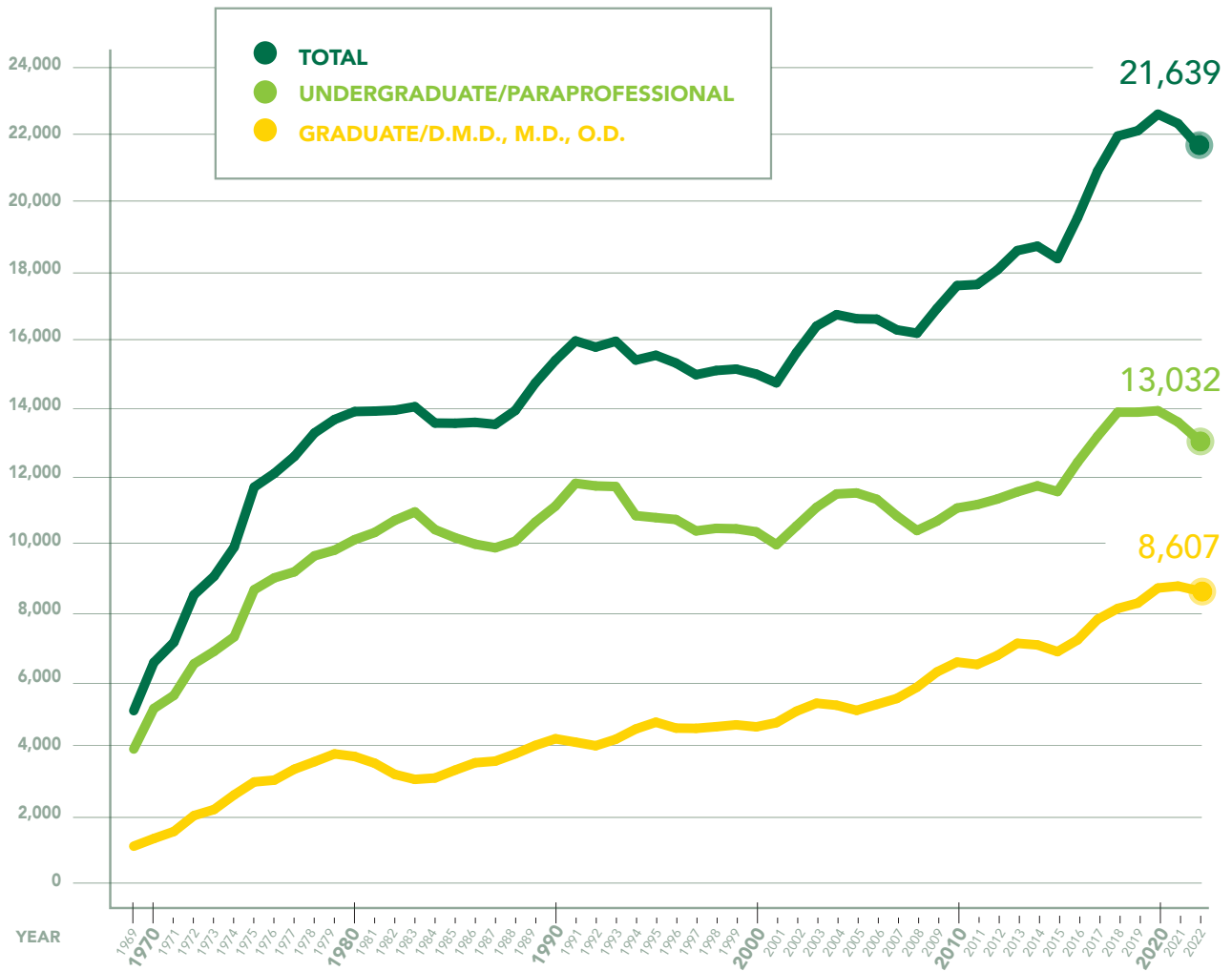


¹ Does not include 1,456 full-time advanced professionals

SOURCE: UAB Institutional Effectiveness and Analysis

UAB HEADCOUNT ENROLLMENT REPORT

FALL 1969–FALL 2022



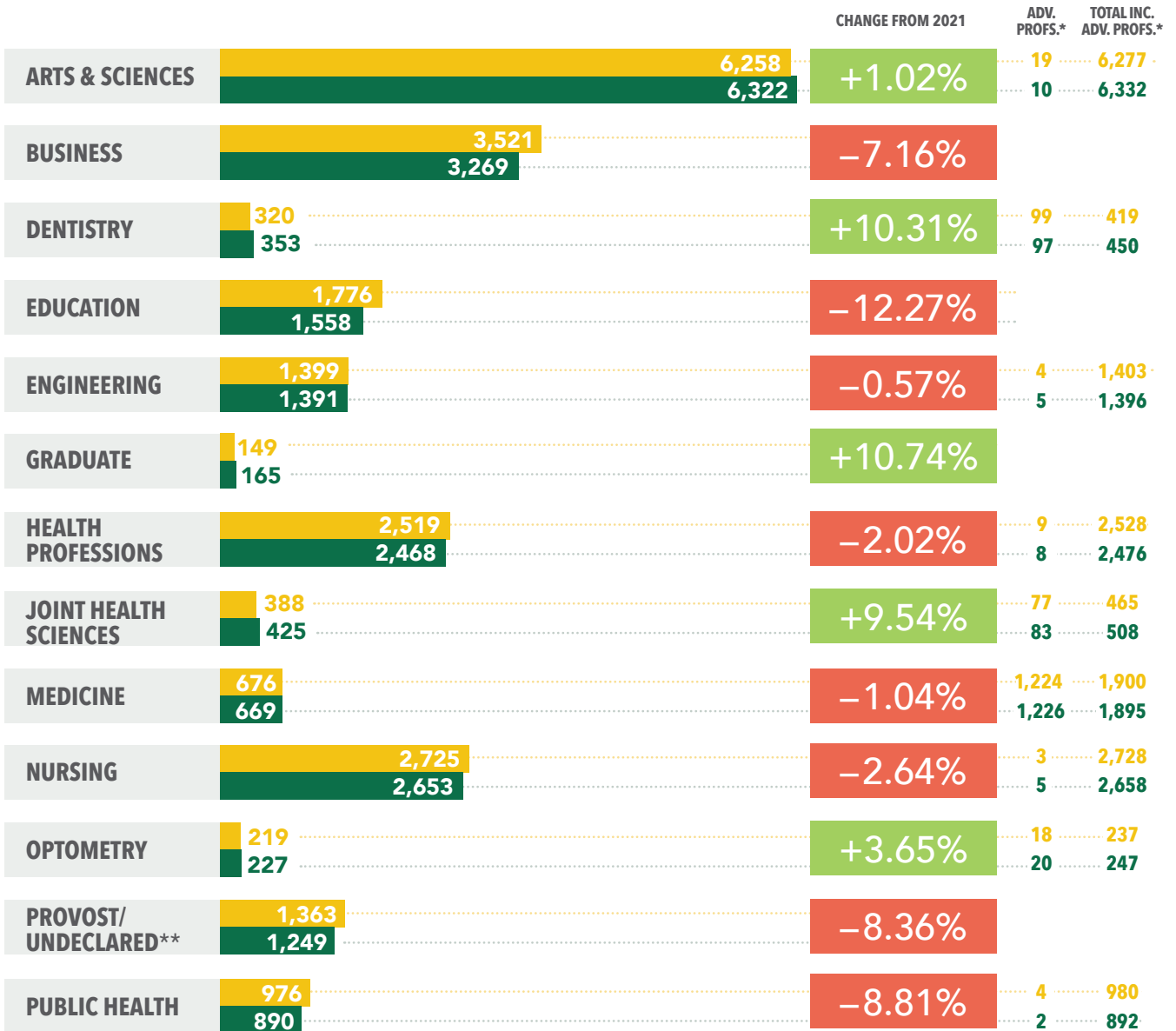
NOTE: Beginning in Fall 1993, figures include students enrolled off campus.

SOURCE: UAB Institutional Effectiveness and Analysis

UAB PREVIOUS YEAR COMPARISON BY SCHOOL

FALL 2022

PREVIOUS YEAR COMPARISON BY SCHOOL ● 2021 ● 2022



* Advanced Professionals are interns, residents, and postdoctoral fellows who are here at UAB to participate in specialized training beyond their academic or professional degrees. They are not included in the official totals for reporting.

** 2022 Provost numbers includes undeclared majors previously reported under CAS, now listed under Provost.

UAB ENROLLMENT BY SCHOOL AND LEVEL

FALL 2022

	UNDERGRADUATE	MASTERS/ POSTMASTERS/ CERT./NON- DEGREE	DOCTORAL: RESEARCH/ SCHOLARSHIP	DOCTORAL: PROFESSIONAL PRACTICE	TOTAL FOR REPORTING ¹	ADV. PROF.
Arts and Sciences	5,213	826	283	—	6,322	10
Business	2,373	896	—	—	3,269	0
Dentistry	21	1	—	331	353	97
Education	979	490	89	—	1,558	0
Engineering	833	442	116	—	1,391	5
Graduate School	—	163	2	—	165	0
Health Professions	1,128	865	140	335	2,468	8
Joint Health Sciences	—	74	351	—	425	83
Medicine	—	—	—	669	669	1,226
Nursing	1,009	961	35	648	2,653	5
Optometry	—	1	19	207	227	20
Provost/Undeclared	1,218	31	—	—	1,249	0
Public Health	258	543	66	23	890	2
TOTAL	13,032	5,293	1,101	2,213	21,639	1,456
GRADUATE TOTAL (EXCLUDING D.M.D., M.D., AND O.D.)	—	—	—	—	7,400	—
D.M.D., M.D. AND O.D. TOTAL	—	—	—	—	1,207	—

¹This total is reported to state and federal agencies and is included in documents such as surveys and questionnaires.

NOTE: Note: Fall 2010 through Summer 2021, D.Sc. was reported under Doctor's-Other (19), and Ed.D. was reported under Doctor's-Professional Practice (18), per ACHE guidelines. Beginning in Fall 2021, both degree programs are reported under the Doctor's-Research/Scholarship (17) category, consistent with IPEDS guidelines.

Advanced Professionals are interns, residents, and postdoctoral fellows who are here at UAB to participate in specialized training beyond their academic or professional degrees. For the Schools of Dentistry and Optometry as well as Medicine residents, figures are obtained directly from those schools. The source of the data for Arts and Sciences, Engineering, Health Professions, Joint Health Sciences, Public Health and Medicine postdocs is the Office of Postdoctoral Education.

SOURCE: UAB Institutional Effectiveness and Analysis

UAB ENROLLMENT BY RACE AND GENDER

FULL-TIME AND PART-TIME

FALL 2022

		FULL-TIME STUDENTS				PART-TIME STUDENTS				TOTAL FULL-TIME AND PART-TIME STUDENTS			
		UG.	GRAD.	D.M.D., M.D., O.D.	TOTAL	UG.	GRAD.	D.M.D., M.D., O.D.	TOTAL	UG.	GRAD.	D.M.D., M.D., O.D.	GRAND TOTAL
Non-Resident Alien	Male	149	601	4	754	21	96	–	117	170	697	4	871
	Female	135	389	8	532	23	50	–	73	158	439	8	605
Hispanic/ Latino	Male	265	22	32	319	74	18	–	92	339	40	32	411
	Female	483	37	40	560	101	39	–	140	584	76	40	700
American Indian/Alaskan Native	Male	9	1	1	11	1	–	–	1	10	1	1	12
	Female	7	2	2	11	3	10	–	13	10	12	2	24
Asian	Male	370	38	75	483	53	68	–	121	423	106	75	604
	Female	587	86	110	783	56	108	–	164	643	194	110	947
Black/African American	Male	794	93	28	915	208	149	–	357	1,002	242	28	1,272
	Female	1,757	374	78	2,209	550	559	–	1,109	2,307	933	78	3,318
Native Hawaiian/ Pacific Islander	Male	1	1	–	2	1	2	–	3	2	3	–	5
	Female	2	1	–	3	2	–	–	2	4	1	–	5
White	Male	2,037	462	344	2,843	644	652	–	1,296	2,681	1,114	344	4,139
	Female	3,064	1,135	363	4,562	916	1,438	–	2,354	3,980	2,573	363	6,916
Two or More Races	Male	188	22	24	234	40	14	–	54	228	36	24	288
	Female	341	65	17	423	68	46	–	114	409	111	17	537
Unknown	Male	23	70	32	125	6	170	–	176	29	240	32	301
	Female	51	211	49	311	2	371	–	373	53	582	49	684
Totals	Male	3,836	1,310	540	5,686	1,048	1,169	–	2,217	4,884	2,479	540	7,903
	Female	6,427	2,300	667	9,394	1,721	2,621	–	4,342	8,148	4,921	667	13,736
TOTAL		10,263	3,610	1,207	15,080	2,769	3,790	–	6,559	13,032	7,400	1,207	21,639

NOTE: Figures do not include full-time advanced professionals.

SOURCE: UAB Institutional Effectiveness and Analysis

UAB ENROLLMENT BY RACE AND LEVEL

FALL 2017–FALL 2022

		FALL 2017		FALL 2018		FALL 2019		FALL 2020		FALL 2021		FALL 2022	
		HEAD-COUNT	% OF TOTAL	HEAD-COUNT	% OF TOTAL	HEAD-COUNT	% OF TOTAL	HEAD-COUNT	% OF TOTAL	HEAD-COUNT	% OF TOTAL	HEAD-COUNT	% OF TOTAL
UNDERGRADUATES	Non-Resident Alien	350	2.7%	348	2.5%	397	2.9%	388	2.8%	342	2.5%	328	2.5%
	Hispanic/Latino	430	3.3%	463	3.3%	771	5.6%	835	6.0%	904	7.6%	923	7.1%
	American Indian/ Alaskan Native	42	0.3%	45	0.3%	29	0.2%	33	0.2%	28	0.2%	20	0.2%
	Asian	766	5.8%	853	6.2%	917	6.6%	967	7.0%	1,029	7.6%	1,066	8.2%
	Black/African American	3,358	25.6%	3,617	26.1%	3,376	24.4%	3,321	23.9%	3,330	24.6%	3,309	25.4%
	Native Hawaiian/ Pacific Islander	2	0.0%	2	0.0%	4	0.0%	6	0.0%	5	0.0%	6	0.0%
	White	7,541	57.4%	7,790	56.3%	7,648	55.3%	7,595	54.7%	7,166	52.9%	6,661	51.1%
	Two or more Races	532	4.1%	631	4.6%	615	4.4%	646	4.7%	650	4.8%	637	4.9%
	Unknown	113	0.9%	87	0.6%	79	0.6%	87	0.6%	93	0.7%	82	0.6%
	TOTALS	13,134	100%	13,836	100%	13,836	100%	13,878	100%	13,547	100%	13,032	100%
GRADUATES	Non-Resident Alien	615	9.3%	697	10.1%	707	10.0%	691	9.2%	761	10.1%	1,136	15.4%
	Hispanic/Latino	212	3.2%	168	2.4%	141	2.0%	143	1.9%	122	1.6%	116	1.6%
	American Indian/ Alaskan Native	15	0.2%	8	0.1%	15	0.2%	24	0.3%	21	0.3%	13	0.2%
	Asian	250	3.8%	278	4.0%	281	4.0%	313	4.2%	318	4.2%	300	4.1%
	Black/African American	1,012	15.3%	1,108	16.0%	1,170	16.5%	1,340	17.8%	1,339	17.7%	1,175	15.9%
	Native Hawaiian/ Pacific Islander	6	0.1%	4	0.1%	0	0.0%	2	0.0%	1	0.0%	4	0.1%
	White	4,174	63.0%	4,343	62.6%	4,429	62.6%	4,646	61.8%	4,426	58.5%	3,687	49.8%
	Two or more Races	178	2.7%	158	2.3%	131	1.9%	138	1.8%	130	1.7%	147	2.0%
	Unknown	160	2.4%	169	2.4%	203	2.9%	216	2.9%	445	5.9%	822	11.1%
	TOTALS	6,622	100%	6,933	100%	7,077	100%	7,513	100%	7,563	100%	7,400	100%
D.M.D., M.D., O.D.	Non-Resident Alien	5	0.4%	4	0.3%	3	0.3%	5	0.4%	7	0.6%	12	1.0%
	Hispanic/Latino	31	2.7%	41	3.6%	65	5.6%	72	6.1%	66	5.6%	72	6.0%
	American Indian/ Alaskan Native	7	0.6%	6	0.5%	3	0.3%	2	0.2%	3	0.3%	3	0.2%
	Asian	164	14.3%	174	15.1%	182	15.6%	186	15.9%	180	15.3%	185	15.3%
	Black/African American	65	5.7%	70	6.1%	76	6.5%	85	7.3%	89	7.5%	106	8.8%
	Native Hawaiian/ Pacific Islander	–	–	–	–	–	–	–	–	–	–	–	–
	White	815	71.1%	787	68.2%	759	65.0%	725	61.9%	725	61.5%	706	58.5%
	Two or more Races	34	3.0%	39	3.4%	35	3.0%	42	3.6%	45	3.8%	41	3.4%
	Unknown	25	2.2%	33	2.9%	44	3.8%	55	4.7%	64	5.4%	83	6.9%
	TOTALS	1,154	100%	1,146	100%	1,167	100%	1,172	100%	1,179	100%	1,207	100%

NOTE: Figures do not include full-time advanced professionals.

SOURCE: UAB Institutional Effectiveness and Analysis

UAB TOTAL STUDENT DEMOGRAPHICS*

FALL 2022

		Full-time		Part-time		Total	
		Number	Percent	Number	Percent	Number	Percent
Total		15,080	69.7%	6,559	30.3%	21,639	100.0%
Gender	Female	9,394	43.4%	4,342	20.1%	13,736	63.5%
	Male	5,686	26.3%	2,216	10.2%	7,902	36.5%
	Unreported	0	0.0%	1	0.0%	1	0.0%
Race/Ethnicity	Non-Resident Alien	1,286	5.9%	190	0.9%	1,476	6.8%
	Hispanic/Latino	879	4.1%	232	1.1%	1,111	5.1%
	American Indian or Alaskan Native	22	0.1%	14	0.1%	36	0.2%
	Asian	1,266	5.9%	285	1.3%	1,551	7.2%
	Black or African American	3,124	14.4%	1,466	6.8%	4,590	21.2%
	Hawaiian or Pacific Islander	5	0.0%	5	0.0%	10	0.0%
	White	7,405	34.2%	3,650	16.9%	11,055	51.1%
	Two or More Races	657	3.0%	168	0.8%	825	3.8%
	Unknown	436	2.0%	549	2.5%	985	4.6%
Class	Freshman	2,809	13.0%	213	1.0%	3,022	14.0%
	Sophomore	2,247	10.4%	343	1.6%	2,590	12.0%
	Junior	2,350	10.9%	593	2.7%	2,943	13.6%
	Senior	2,762	12.8%	1,081	5.0%	3,843	17.8%
	Post Baccalaureate Degree Seeking	89	0.4%	313	1.4%	402	1.9%
	Post Baccalaureate Non-Degree	4	0.0%	111	0.5%	115	0.5%
	Other Undergraduate	2	0.0%	115	0.5%	117	0.5%
	Graduate Certificate	31	0.1%	190	0.9%	221	1.0%
	Master's	2,073	9.6%	2,794	12.9%	4,867	22.5%
	Post Masters	1	0.0%	28	0.1%	29	0.1%
	Doctoral (excl. D.M.D, M.D., O.D.)	1,462	6.8%	645	3.0%	2,107	9.7%
	Non-Degree Graduate	43	0.2%	133	0.6%	176	0.8%
	D.M.D., M.D., O.D.	1,207	5.6%	0	0.0%	1,207	5.6%
Age	Under 19	2,090	9.7%	108	0.5%	2,198	10.2%
	19-21	6,187	28.6%	381	1.8%	6,568	30.4%
	22-25	4,190	19.4%	1,800	8.3%	5,990	27.7%
	26-30	1,606	7.4%	1,538	7.1%	3,144	14.5%
	31-35	509	2.4%	927	4.3%	1,436	6.6%
	Over 35	498	2.3%	1,805	8.3%	2,303	10.6%
	Unknown	0	0.0%	0	0.0%	0	0.0%
	Average Age	22.6		31.3		25.2	
Source	Jefferson County	4,197	19.4%	2,314	10.7%	6,511	30.1%
	Other Metro Area Counties**	1,975	9.1%	891	4.1%	2,866	13.2%
	Other Alabama Counties	5,143	23.8%	1,376	6.4%	6,519	30.1%
	Other States***	2,479	11.5%	1,788	8.3%	4,267	19.7%
	Other Countries****	1,286	5.9%	190	0.9%	1,476	6.8%
	Unknown	0	0.0%	0	0.0%	0	0.0%
College/School	Arts and Sciences	5,269	24.3%	1,053	4.9%	6,322	29.2%
	Business	1,726	8.0%	1,543	7.1%	3,269	15.1%
	Dentistry	353	1.6%	0	0.0%	353	1.6%
	Education	957	4.4%	601	2.8%	1,558	7.2%
	Engineering	928	4.3%	463	2.1%	1,391	6.4%
	Graduate	28	0.1%	137	0.6%	165	0.8%
	Health Professions	1,925	8.9%	543	2.5%	2,468	11.4%
	Joint Health Sciences	413	1.9%	12	0.1%	425	2.0%
	Medicine	669	3.1%	0	0.0%	669	3.1%
	Nursing	1,171	5.4%	1,482	6.8%	2,653	12.3%
	Optometry	226	1.0%	1	0.0%	227	1.0%
	Provost	928	4.3%	321	1.5%	1,249	5.8%
	Public Health	487	2.3%	403	1.9%	890	4.1%

* Does not include 1,456 full-time advanced professionals.

** Blount, Shelby, St. Clair and Walker counties.

*** Includes U.S. Territories and Overseas Military Addresses.

**** Includes U.S. Citizens sourced from outside the United States.

SOURCE: UAB Institutional Effectiveness and Analysis

UAB UNDERGRADUATE STUDENT DEMOGRAPHICS

FALL 2022

		Full-time		Part-time		Total	
		Number	Percent	Number	Percent	Number	Percent
Total		10,263	78.8%	2,769	21.2%	13,032	100.0%
Gender	Female	6,427	49.3%	1,721	13.2%	8,148	62.5%
	Male	3,836	29.4%	1,048	8.0%	4,884	37.5%
	Unreported	0	0.0%	0	0.0%	0	0.0%
Race/Ethnicity	Non-Resident Alien	284	2.2%	44	0.3%	328	2.5%
	Hispanic/Latino	748	5.7%	175	1.3%	923	7.1%
	American Indian or Alaskan Native	16	0.1%	4	0.0%	20	0.2%
	Asian	957	7.3%	109	0.8%	1,066	8.2%
	Black or African American	2,551	19.6%	758	5.8%	3,309	25.4%
	Hawaiian or Pacific Islander	3	0.0%	3	0.0%	6	0.0%
	White	5,101	39.1%	1,560	12.0%	6,661	51.1%
	Two or More Races	529	4.1%	108	0.8%	637	4.9%
	Unknown	74	0.6%	8	0.1%	82	0.6%
Class	Freshman	2,809	21.6%	213	1.6%	3,022	23.2%
	Sophomore	2,247	17.2%	343	2.6%	2,590	19.9%
	Junior	2,350	18.0%	593	4.6%	2,943	22.6%
	Senior	2,762	21.2%	1,081	8.3%	3,843	29.5%
	Post Baccalaureate Degree Seeking	89	0.7%	313	2.4%	402	3.1%
	Post Baccalaureate Non-Degree	4	0.0%	111	0.9%	115	0.9%
	Other Undergraduate	2	0.0%	115	0.9%	117	0.9%
Age	Under 19	2,090	16.0%	108	0.8%	2,198	16.9%
	19-21	6,087	46.7%	376	2.9%	6,463	49.6%
	22-25	1,598	12.3%	953	7.3%	2,551	19.6%
	26-30	256	2.0%	490	3.8%	746	5.7%
	31-35	105	0.8%	287	2.2%	392	3.0%
	Over 35	127	1.0%	555	4.3%	682	5.2%
	Unknown	0	0.0%	0	0.0%	0	0.0%
	Average Age	20.6		28.6		22.3	
Source	Jefferson County	2,970	22.8%	1,207	9.3%	4,177	32.1%
	Other Metro Area Counties*	1,632	12.5%	528	4.1%	2,160	16.6%
	Other Alabama Counties	3,922	30.1%	688	5.3%	4,610	35.4%
	Other States**	1,455	11.2%	302	2.3%	1,757	13.5%
	Other Countries***	284	2.2%	44	0.3%	328	2.5%
	Unknown	0	0.0%	0	0.0%	0	0.0%
College/School	Arts and Sciences	4,395	33.7%	818	6.3%	5,213	40.0%
	Business	1,536	11.8%	837	6.4%	2,373	18.2%
	Dentistry (Dental Assisting)	21	0.2%	0	0.0%	21	0.2%
	Education	806	6.2%	173	1.3%	979	7.5%
	Engineering	717	5.5%	116	0.9%	833	6.4%
	Health Professions	943	7.2%	185	1.4%	1,128	8.7%
	Nursing	718	5.5%	291	2.2%	1,009	7.7%
	Provost	897	6.9%	321	2.5%	1,218	9.3%
	Public Health	230	1.8%	28	0.2%	258	2.0%

* Blount, Shelby, St. Clair and Walker counties.

** Includes U.S. Territories and Overseas Military Addresses.

*** Includes U.S. Citizens sourced from outside the United States.

SOURCE: UAB Institutional Effectiveness and Analysis

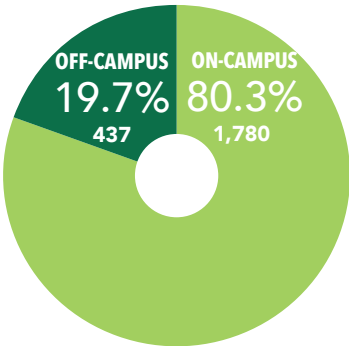
UAB FIRST-TIME FRESHMEN DEMOGRAPHICS

FULL-TIME AND PART-TIME STUDENTS
FALL 2022

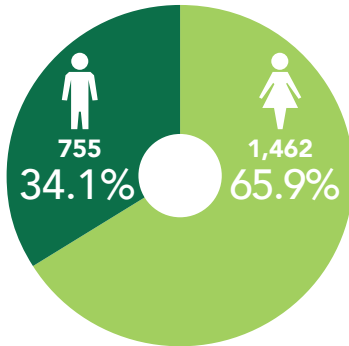
TOTAL ENROLLED



HOUSING



GENDER



AVERAGE AGE

18.2

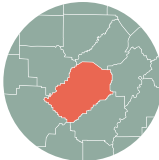
MEAN ACT SCORE

26.5

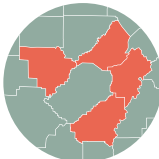
MEAN HIGH SCHOOL GPA

3.79

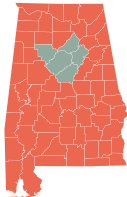
SOURCE



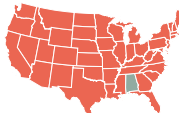
JEFFERSON COUNTY
609



OTHER METRO AREA COUNTIES¹
311



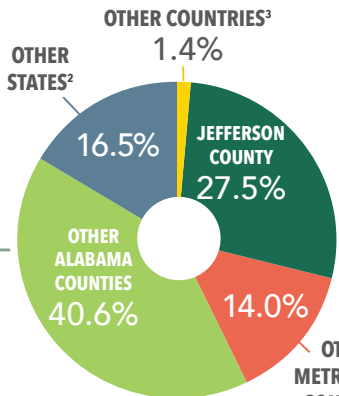
OTHER ALABAMA COUNTIES
901



OTHER U.S. STATES²
365



OTHER COUNTRIES³
31



¹Blount, Shelby, St. Clair, and Walker Counties
²Includes U.S. Territories and Overseas Military Addresses.
³Includes U.S. Citizens sourced from outside the United States.
 SOURCE: UAB Institutional Effectiveness and Analysis

UAB FIRST-TIME FRESHMEN DEMOGRAPHICS

FALL 2022

		Full-time		Part-time		Total	
		Number	Percent	Number	Percent	Number	Percent
Total		2,172	98.0%	45	2.0%	2,217	100.0%
Gender	Female	1,439	64.9%	23	1.0%	1,462	65.9%
	Male	733	33.1%	22	1.0%	755	34.1%
Race	Nonresident Alien	31	1.4%	0	0.0%	31	1.4%
	Hispanic/Latino	188	8.5%	7	0.3%	195	8.8%
	American Indian or Alaska Native	2	0.1%	0	0.0%	2	0.1%
	Asian	238	10.7%	2	0.1%	240	10.8%
	Black or African-American	615	27.7%	14	0.6%	629	28.4%
	Native Hawaiian or Pacific Islander	0	0.0%	0	0.0%	0	0.0%
	White	960	43.3%	19	0.9%	979	44.2%
	Two or more races	121	5.5%	2	0.1%	123	5.5%
	Unknown	17	0.8%	1	0.0%	18	0.8%
Race/Gender	Black Female	447	20.2%	8	0.4%	455	20.5%
	White Female	602	27.2%	7	0.3%	609	27.5%
	Black Male	168	7.6%	6	0.3%	174	7.8%
	White Male	358	16.1%	12	0.5%	370	16.7%
Age	Under 19	1,956	88.2%	24	1.1%	1,980	89.3%
	19-21	200	9.0%	8	0.4%	208	9.4%
	22-25	9	0.4%	2	0.1%	11	0.5%
	26-30	5	0.2%	2	0.1%	7	0.3%
	31-35	0	0.0%	4	0.2%	4	0.2%
	Over 35	2	0.1%	5	0.2%	7	0.3%
	Unknown	0	0.0%	0	0.0%	0	0.0%
	Average Age	18.1		23.0		18.2	
Source	Jefferson County	588	26.5%	21	0.9%	609	27.5%
	Other Metro Area Counties*	305	13.8%	6	0.3%	311	14.0%
	Other Alabama Counties	892	40.2%	9	0.4%	901	40.6%
	Other States	356	16.1%	9	0.4%	365	16.5%
	Other Countries**	31	1.4%	0	0.0%	31	1.4%
School/Unit	Arts & Sciences	883	39.8%	17	0.8%	900	40.6%
	Business	226	10.2%	14	0.6%	240	10.8%
	Dentistry (Dental Assisting)	10	0.5%	0	0.0%	10	0.5%
	Education	132	6.0%	3	0.1%	135	6.1%
	Engineering	132	6.0%	1	0.0%	133	6.0%
	Health Professions	217	9.8%	2	0.1%	219	9.9%
	Nursing	201	9.1%	0	0.0%	201	9.1%
	Provost	347	15.7%	7	0.3%	354	16.0%
	Public Health	24	1.1%	1	0.0%	25	1.1%
	In Campus Housing					1780	80.3%
	Mean ACT						26.5
	Mean High School GPA						3.79

Top Ten Feeder High Schools: Hoover (90); Hewitt-Trussville (47); Spain Park (45); Thompson (44); Vestavia Hills (40); James Clemens (40); Homewood (39); Gardendale (37); Helena (35); Pelham (33).

*Blount, Shelby, St. Clair, and Walker Counties

**Includes U.S. Citizens sourced from outside the United States.

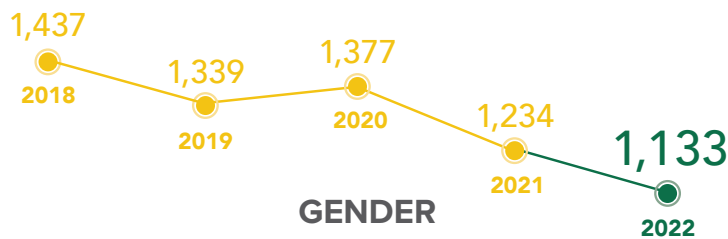
SOURCE: UAB Institutional Effectiveness and Analysis

UAB ENTERING UNDERGRADUATE TRANSFER STUDENT DEMOGRAPHICS

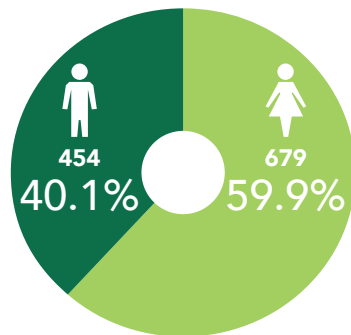
FULL-TIME AND PART-TIME STUDENTS

FALL 2022

TOTAL ENROLLED



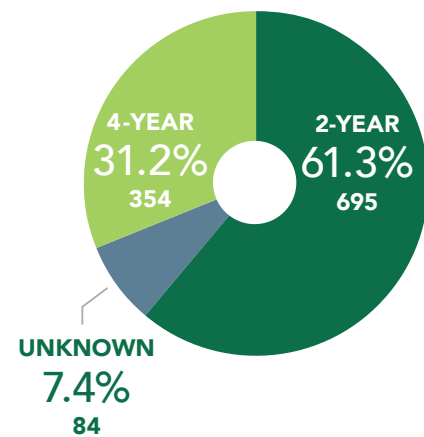
GENDER



INITIAL SCHOOL

ARTS & SCIENCES	390	34.4%
BUSINESS	305	26.9%
DENTISTRY	9	0.8%
EDUCATION	93	8.2%
ENGINEERING	49	4.3%
HEALTH PROFESSIONS	66	5.8%
NURSING	89	7.9%
PROVOST	127	11.2%
PUBLIC HEALTH	5	0.4%

TRANSFER INSTITUTION TYPE



TOP FEEDER SCHOOLS

Jefferson State Community College	232	20.5%
Wallace State CC - Hanceville	82	7.2%
Lawson State Community College	65	5.7%
Gadsden State Community College	39	3.4%
Bevill State Community College	36	3.2%
Coastal Alabama CC-Bay Minette	32	2.8%
Jacksonville State University	29	2.6%
Auburn University	27	2.4%
Shelton State Community College	27	2.4%
University of Alabama	27	2.4%

NOTE: Includes transfer students who started summer semester and remained enrolled in fall.

SOURCE: UAB Institutional Effectiveness and Analysis

UAB ENTERING UNDERGRADUATE TRANSFER STUDENT DEMOGRAPHICS

FALL 2022

	Full-Time		Part-Time		Total	
	Number	Percent	Number	Percent	Number	Percent
Total Transfers	759	67.0%	374	33.0%	1,133	100.0%
Gender						
Female	444	39.2%	235	20.7%	679	59.9%
Male	315	27.8%	139	12.3%	454	40.1%
Race/Ethnicity						
Nonresident Alien	19	1.7%	3	0.3%	22	1.9%
Hispanic/Latino	66	5.8%	17	1.5%	83	7.3%
American Indian or Alaska Native	0	0.0%	1	0.1%	1	0.1%
Asian	20	1.8%	5	0.4%	25	2.2%
Black or African American	214	18.9%	88	7.8%	302	26.7%
Native Hawaiian or Other Pacific Islander	2	0.2%	1	0.1%	3	0.3%
White	404	35.7%	245	21.6%	649	57.3%
Two or More Races	34	3.0%	14	1.2%	48	4.2%
Unknown	0	0.0%	0	0.0%	0	0.0%
Race/Gender						
Black or African American Female	147	13.0%	62	5.5%	209	18.4%
White Female	216	19.1%	147	13.0%	363	32.0%
Black or African American Male	67	5.9%	26	2.3%	93	8.2%
White Male	188	16.6%	98	8.6%	286	25.2%
Class at Entry						
Freshman	122	10.8%	51	4.5%	173	15.3%
Sophomore	271	23.9%	109	9.6%	380	33.5%
Junior	305	26.9%	108	9.5%	413	36.5%
Senior	44	3.9%	26	2.3%	70	6.2%
Post Baccalaureate Degree Seeking	17	1.5%	80	7.1%	97	8.6%
UAB School						
Arts & Sciences	314	27.7%	76	6.7%	390	34.4%
Business	167	14.7%	138	12.2%	305	26.9%
Dentistry	9	0.8%	0	0.0%	9	0.8%
Education	84	7.4%	9	0.8%	93	8.2%
Engineering	37	3.3%	12	1.1%	49	4.3%
Health Professions	49	4.3%	17	1.5%	66	5.8%
Nursing	13	1.1%	76	6.7%	89	7.9%
Provost	81	7.1%	46	4.1%	127	11.2%
Public Health	5	0.4%	0	0.0%	5	0.4%
Top Feeder Institutions						
Jefferson State Community College	150	13.2%	82	7.2%	232	20.5%
Wallace State Community College-Hanceville	43	3.8%	39	3.4%	82	7.2%
Lawson State Community College-Birmingham	50	4.4%	15	1.3%	65	5.7%
Gadsden State Community College	30	2.6%	9	0.8%	39	3.4%
Bevill State Community College-Jasper	19	1.7%	17	1.5%	36	3.2%
Coastal Alabama Community College-Bay Mine	25	2.2%	7	0.6%	32	2.8%
Jacksonville State University	23	2.0%	6	0.5%	29	2.6%
Auburn University	22	1.9%	5	0.4%	27	2.4%
Shelton State Community College	21	1.9%	6	0.5%	27	2.4%
University of Alabama	17	1.5%	10	0.9%	27	2.4%

NOTE: Includes transfer students who started summer semester and remained enrolled in fall.

SOURCE: UAB Institutional Effectiveness and Analysis

UAB GRADUATE STUDENT DEMOGRAPHICS

FALL 2022

		Full-time		Part-time		Total	
		Number	Percent	Number	Percent	Number	Percent
Total		3,610	48.8%	3,790	51.2%	7,400	100.0%
Gender	Female	2300	31.1%	2,621	35.4%	4,921	66.5%
	Male	1310	17.7%	1,168	15.8%	2,478	33.5%
	Unreported	0	0.0%	1	0.0%	1	0.0%
Race/Ethnicity	Non-Resident Alien	990	13.4%	146	2.0%	1,136	15.4%
	Hispanic/Latino	59	0.8%	57	0.8%	116	1.6%
	American Indian or Alaskan Native	3	0.0%	10	0.1%	13	0.2%
	Asian	124	1.7%	176	2.4%	300	4.1%
	Black or African American	467	6.3%	708	9.6%	1,175	15.9%
	Hawaiian or Pacific Islander	2	0.0%	2	0.0%	4	0.1%
	White	1,597	21.6%	2,090	28.2%	3,687	49.8%
	Two or More Races	87	1.2%	60	0.8%	147	2.0%
	Unknown	281	3.8%	541	7.3%	822	11.1%
Class	Graduate Certificate	31	0.4%	190	2.6%	221	3.0%
	Master's	2,073	28.0%	2,794	37.8%	4,867	65.8%
	Post Masters	1	0.0%	28	0.4%	29	0.4%
	Doctoral (excl. D.M.D, M.D., O.D.)	1,462	19.8%	645	8.7%	2,107	28.5%
	Non-Degree Graduate	43	0.6%	133	1.8%	176	2.4%
Age	Under 19	0	0.0%	0	0.0%	0	0.0%
	19-21	88	1.2%	5	0.1%	93	1.3%
	22-25	1,749	23.6%	847	11.4%	2,596	35.1%
	26-30	1,065	14.4%	1,048	14.2%	2,113	28.6%
	31-35	359	4.9%	640	8.6%	999	13.5%
	Over 35	349	4.7%	1,250	16.9%	1,599	21.6%
	Unknown	0	0.0%	0	0.0%	0	0.0%
	Average Age	27.4		33.3		30.4	
Source	Jefferson County	795	10.7%	1,107	15.0%	1,902	25.7%
	Other Metro Area Counties*	250	3.4%	363	4.9%	613	8.3%
	Other Alabama Counties	772	10.4%	688	9.3%	1,460	19.7%
	Other States**	803	10.9%	1,486	20.1%	2,289	30.9%
	Other Countries***	990	13.4%	146	2.0%	1,136	15.4%
	Unknown	0	0.0%	0	0.0%	0	0.0%
College/School	Arts and Sciences	874	11.8%	235	3.2%	1,109	15.0%
	Business	190	2.6%	706	9.5%	896	12.1%
	Dentistry	1	0.0%	0	0.0%	1	0.0%
	Education	151	2.0%	428	5.8%	579	7.8%
	Engineering	211	2.9%	347	4.7%	558	7.5%
	Graduate School	28	0.4%	137	1.9%	165	2.2%
	Health Professions	982	13.3%	358	4.8%	1,340	18.1%
	Joint Health Sciences	413	5.6%	12	0.2%	425	5.7%
	Nursing	453	6.1%	1,191	16.1%	1,644	22.2%
	Optometry	19	0.3%	1	0.0%	20	0.3%
	Provost	31	0.4%	0	0.0%	31	0.4%
	Public Health	257	3.5%	375	5.1%	632	8.5%

*Blount, Shelby, St. Clair, and Walker counties.

**Includes U.S. Territories and Overseas Military Addresses.

***Includes U.S. Citizens sourced from outside the United States.

SOURCE: UAB Institutional Effectiveness and Analysis

UAB D.M.D., M.D., O.D. STUDENT DEMOGRAPHICS

FALL 2022

		Full-time		Part-time		Total	
		Number	Percent	Number	Percent	Number	Percent
Total		1,207	100.0%	0	0.0%	1,207	100.0%
Gender	Female	667	55.3%	0	0.0%	667	55.3%
	Male	540	44.7%	0	0.0%	540	44.7%
	Unreported	0	0.0%	0	0.0%	0	0.0%
Race/Ethnicity	Non-Resident Alien	12	1.0%	0	0.0%	12	1.0%
	Hispanic/Latino	72	6.0%	0	0.0%	72	6.0%
	American Indian or Alaskan Native	3	0.2%	0	0.0%	3	0.2%
	Asian	185	15.3%	0	0.0%	185	15.3%
	Black or African American	106	8.8%	0	0.0%	106	8.8%
	Hawaiian or Pacific Islander	0	0.0%	0	0.0%	0	0.0%
	White	707	58.6%	0	0.0%	707	58.6%
	Two or More Races	41	3.4%	0	0.0%	41	3.4%
	Unknown	81	6.7%	0	0.0%	81	6.7%
Class	First Year	336	27.8%	0	0.0%	336	27.8%
	Second Year	314	26.0%	0	0.0%	314	26.0%
	Third Year	297	24.6%	0	0.0%	297	24.6%
	Fourth Year	260	21.5%	0	0.0%	260	21.5%
Age	Under 19	0	0.0%	0	0.0%	0	0.0%
	19-21	12	1.0%	0	0.0%	12	1.0%
	22-25	843	69.8%	0	0.0%	843	69.8%
	26-30	285	23.6%	0	0.0%	285	23.6%
	31-35	45	3.7%	0	0.0%	45	3.7%
	Over 35	22	1.8%	0	0.0%	22	1.8%
	Unknown	0	0.0%	0	0.0%	0	0.0%
	Average Age	25.0		N/A		25.0	
Source	Jefferson County	432	35.8%	0	0.0%	432	35.8%
	Other Metro Area Counties*	93	7.7%	0	0.0%	93	7.7%
	Other Alabama Counties	449	37.2%	0	0.0%	449	37.2%
	Other States**	221	18.3%	0	0.0%	221	18.3%
	Other Countries	12	1.0%	0	0.0%	12	1.0%
	Unknown	0	0.0%	0	0.0%	0	0.0%
College/School	Dentistry	331	27.4%	0	0.0%	331	27.4%
	Medicine	669	55.4%	0	0.0%	669	55.4%
	Optometry	207	17.1%	0	0.0%	207	17.1%

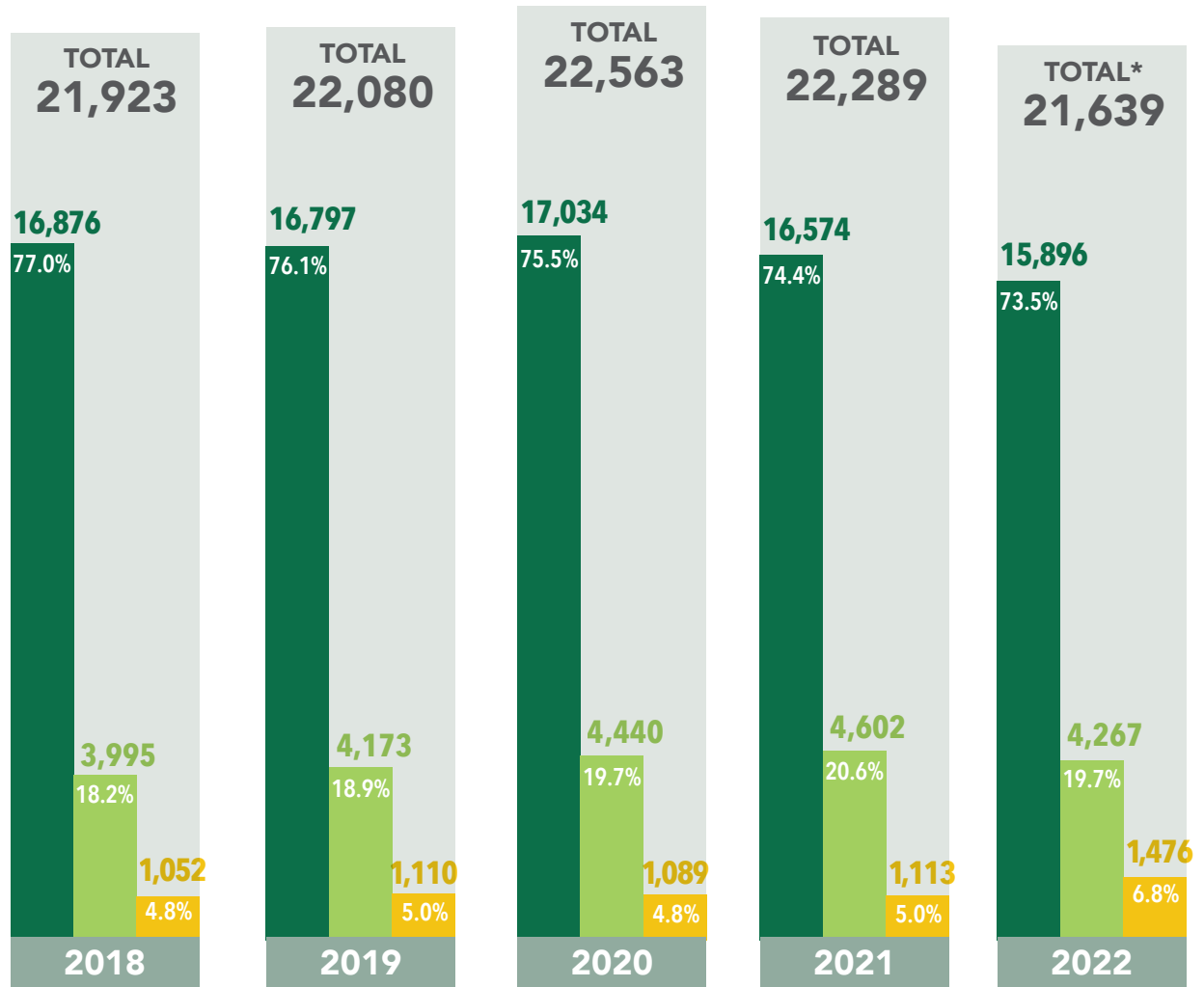
*Blount, Shelby, St. Clair, and Walker counties.

**Includes U.S. Overseas Military Addresses.

SOURCE: UAB Institutional Effectiveness and Analysis

UAB FIVE-YEAR ENROLLMENT BY STUDENT SOURCE

FALL 2018–FALL 2022



● ALABAMA
 ● OTHER U.S. STATES**
 ● OTHER COUNTRIES***

*Does not include 1,456 full-time advanced professionals.
 **Includes U.S. Territories and Overseas Military Addresses.
 ***Includes U.S. Citizens sourced from outside the United States.

	2018	2019	2020	2021	2022
JEFFERSON COUNTY	7,277	7,932	7,096	6,749	6,511
OTHER METRO AREA COUNTIES ¹	3,161	3,283	3,239	3,092	2,866
OTHER ALABAMA COUNTIES	6,438	6,582	6,699	6,733	6,519
OTHER U.S. STATES ²	3,995	4,173	4,440	4,602	4,267
OTHER COUNTRIES ³	1,052	1,110	1,089	1,113	1,476
TOTAL STUDENTS	21,923	22,080	22,563	22,289	21,639

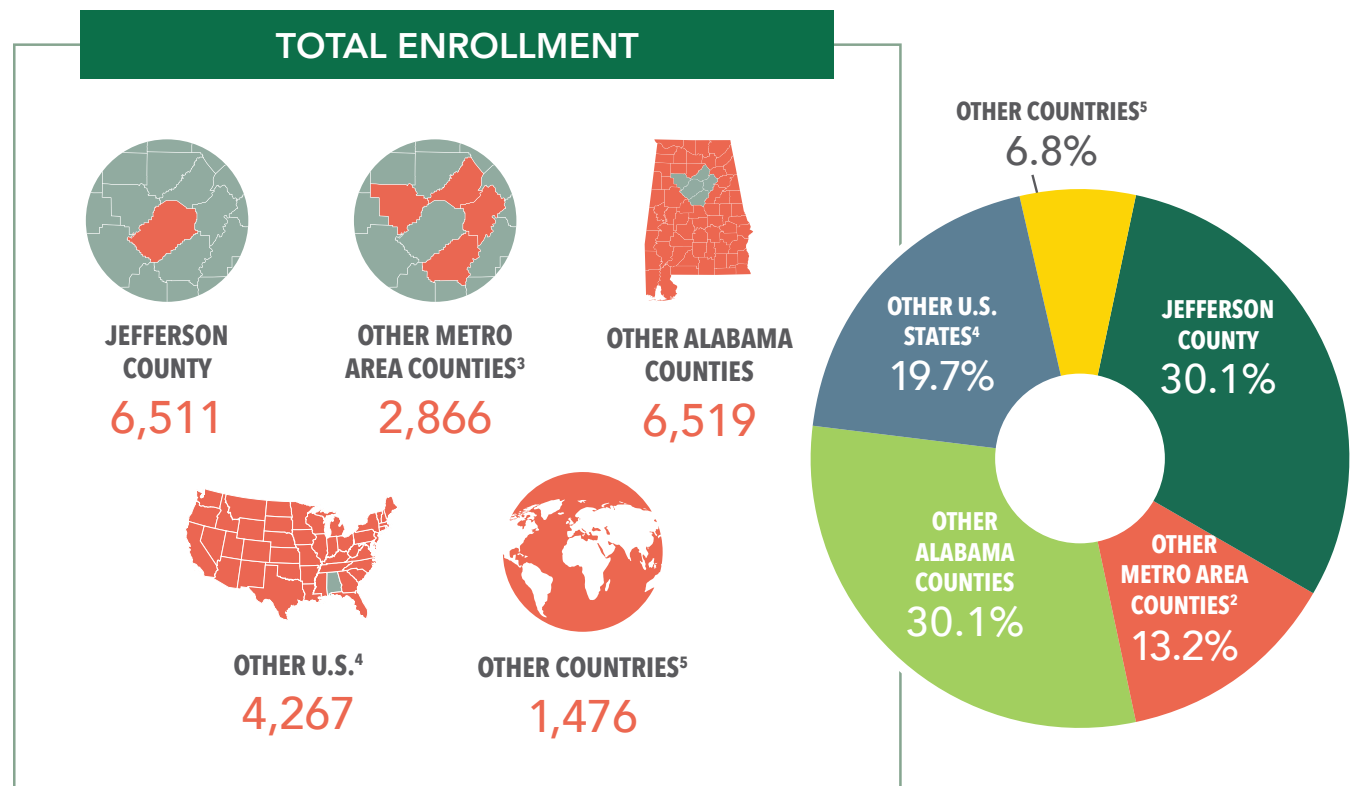
NOTE: Totals do not include advanced professionals.
¹ Blount, Shelby, St. Clair, and Walker counties.
² Includes U.S. Territories and Overseas Military Addresses
³ Includes U.S. Citizens sourced from outside the United States

SOURCE: UAB Institutional Effectiveness and Analysis

UAB ENROLLMENT BY STUDENT SOURCE

FALL 2022

	FRESHMEN	UNDERGRADUATE ¹	GRADUATE	DMD/MD/OD	TOTAL ²
JEFFERSON COUNTY	609	4,177	1,902	432	6,511
OTHER METRO AREA COUNTIES ³	311	2,160	613	93	2,866
OTHER ALABAMA COUNTIES	901	4,610	1,460	449	6,519
OTHER U.S. STATES ⁴	365	1,757	2,289	221	4,267
OTHER COUNTRIES ⁵	31	328	1,136	12	1,476
TOTAL STUDENTS	2,217	13,032	7,400	1,207	21,639



¹ Includes First-Time Freshmen

² Does not include 1,456 full-time Advanced Professionals

³ Blount, Shelby, St. Clair, and Walker Counties

⁴ Includes U.S. Territories and Overseas Military Addresses

⁵ Includes U.S. Citizens sourced from outside the United States

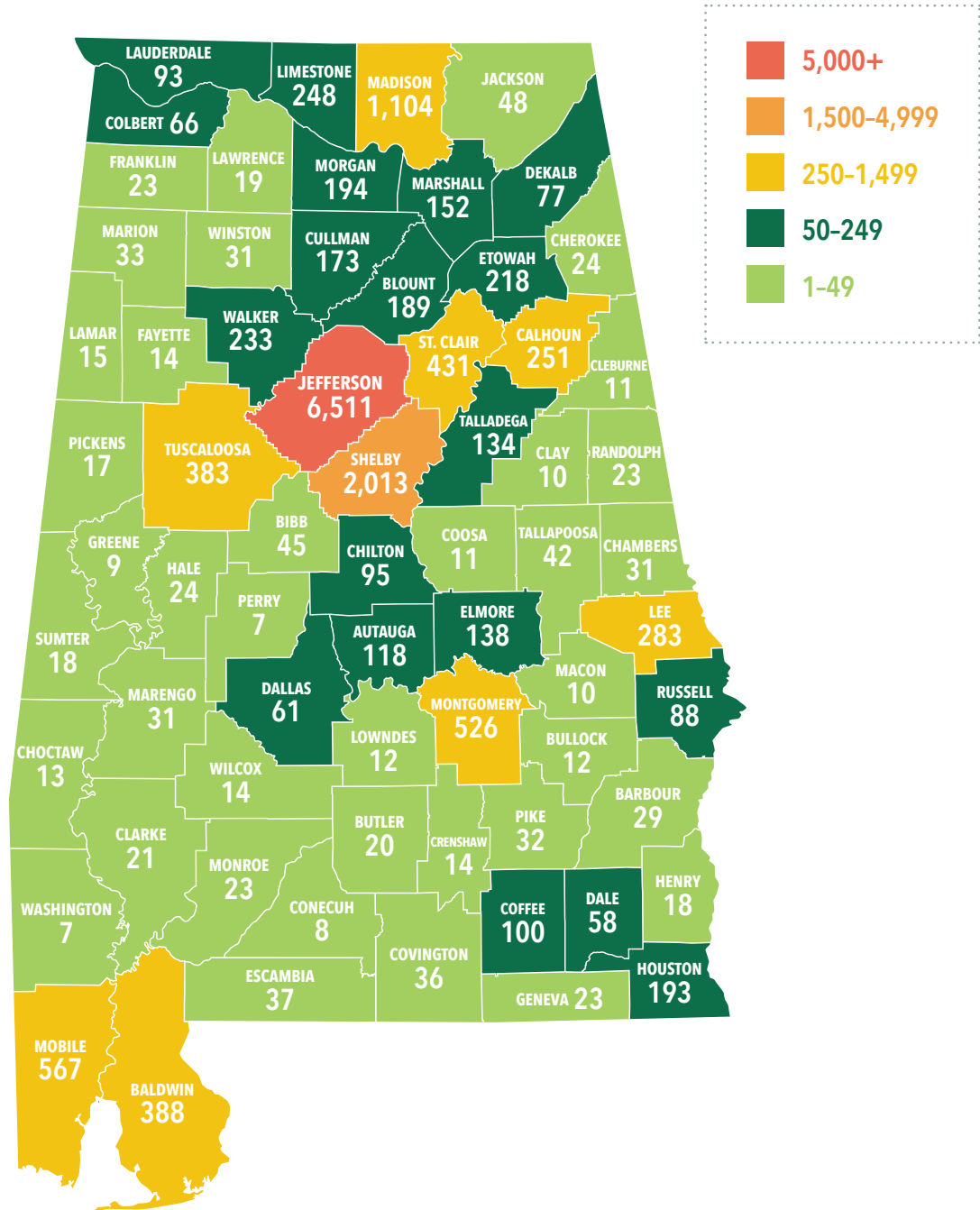
Note: Beginning in 1993, students taking classes off campus are included in the headcount enrollment.

SOURCE: UAB Institutional Effectiveness and Analysis

UAB ENROLLMENT BY STUDENT SOURCE

ALABAMA COUNTIES

FALL 2022

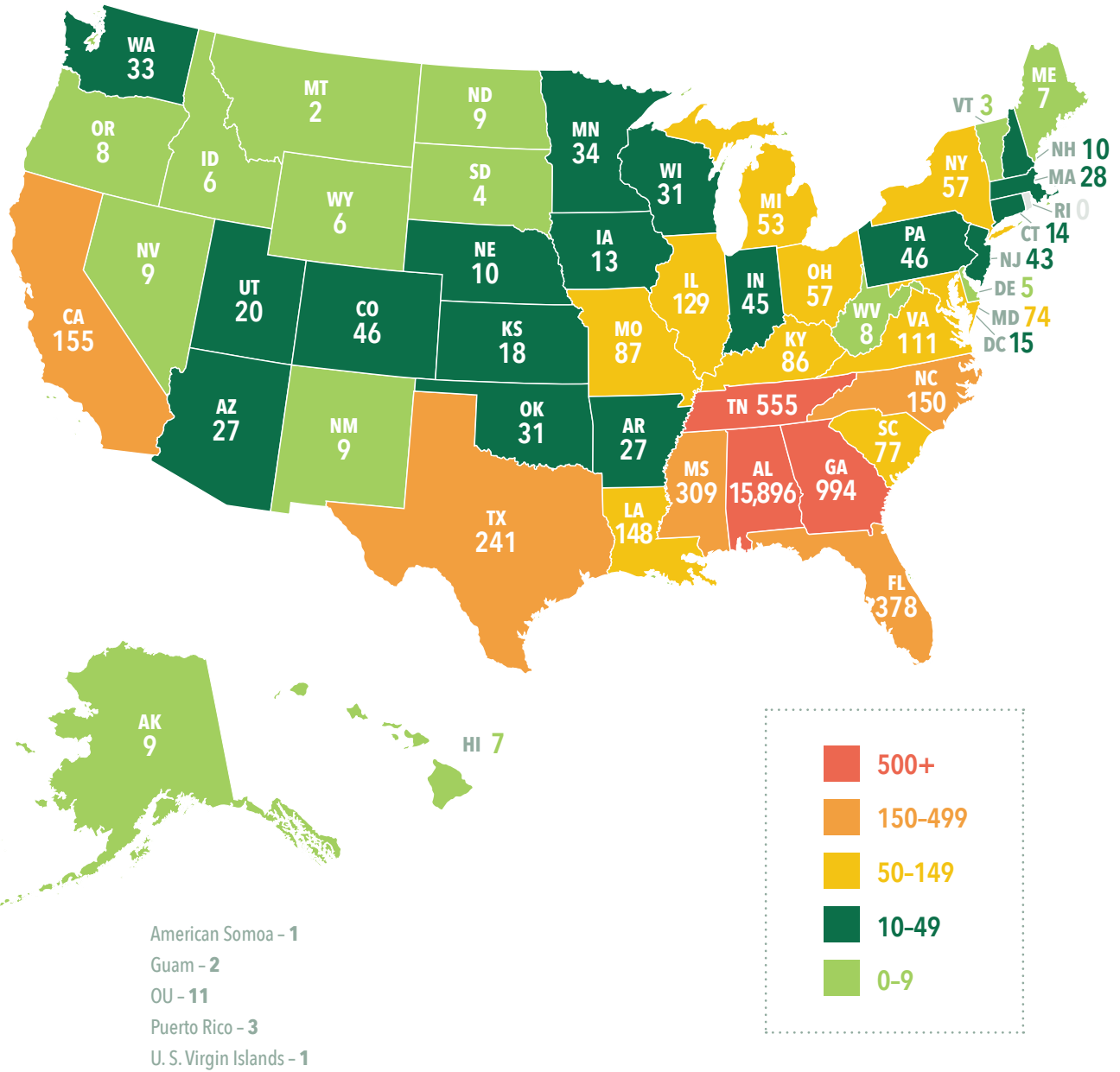


SOURCE: UAB Institutional Effectiveness and Analysis

UAB ENROLLMENT BY STUDENT SOURCE

U.S. STATES

FALL 2022



SOURCE: UAB Institutional Effectiveness and Analysis

UAB ENROLLMENT BY SCHOOL AND CLASS

FALL 2018–FALL 2022

UAB ENROLLMENT BY SCHOOL* FALL 2018-2022					
	2018	2019	2020	2021	2022
Arts and Sciences**	5,737	6,012	6,220	6,258	6,322
Business	3,432	3,363	3,416	3,521	3,269
Dentistry	271	299	305	320	353
Education	1,775	1,812	1,858	1,776	1,558
Engineering	1,486	1,426	1,452	1,399	1,391
Graduate School	166	158	151	149	165
Health Professions	2,431	2,461	2,583	2,519	2,468
Joint Health Sciences	324	355	412	388	425
Medicine	694	700	694	676	669
Nursing	2,736	2,856	2,968	2,725	2,653
Optometry	217	207	215	219	227
Provost/Undeclared	1,902	1,634	1,351	1,363	1,249
Public Health	752	797	938	976	890
TOTAL	21,923	22,080	22,563	22,289	21,639

* Effective January 1, 2010, the Schools of Arts and Humanities, Natural Sciences and Mathematics, and Social and Behavioral Sciences merged and realigned as the College of Arts and Sciences.

** Effective Fall 2016, undergraduates with undeclared majors were moved from the College of Arts and Sciences to Provost.

UAB ENROLLMENT BY CLASS* FALL 2018-2022					
	2018	2019	2020	2021	2022
Freshmen	3,183	3,230	2,980	3,131	3,022
Sophomores	2,785	2,780	2,904	2,684	2,590
Juniors	3,075	3,147	3,256	3,211	2,943
Seniors	3,580	3,673	3,941	3,812	3,843
Other Undergraduates	1,213	1,006	797	709	634
Graduate Certificate	184	181	181	211	221
Master's	4,914	4,966	5,253	5,156	4,867
Educational Specialist	46	52	43	37	29
Doctoral (excl. D.M.D., M.D. & O.D.)	1,486	1,611	1,790	2,003	2,107
Nondegree Graduates	303	267	246	156	176
D.M.D., M.D. & O.D.	1,154	1,167	1,172	1,179	1,207
TOTAL	21,923	22,080	22,563	22,289	21,639

*Figures exclude Advanced Professionals

SOURCE: UAB Institutional Effectiveness and Analysis

UAB ENROLLMENT BY STUDENT LEVEL

FALL 1969–FALL 2022

	Paraprofessional ¹	Undergraduate	Graduate	D.M.D., M.D., & O.D.	Total for Reporting	Advanced Professional ²	Total
1969	88	3,881	564	560	5,093	288	5,381
1970	154	5,001	745	603	6,503	280	6,783
1971	222	5,320	881	674	7,097	342	7,439
1972	232	6,233	1,272	749	8,486	482	8,968
1973	283	6,547	1,379	819	9,028	443	9,471
1974	435	6,821	1,849	778	9,883	461	10,344
1975	512	8,123	2,226	780	11,641	478	12,119
1976	512	8,471	2,192	867	12,042	497	12,539
1977	538	8,622	2,422	958	12,540	582	13,122
1978	624	9,004	2,528	1,071	13,227	572	13,799
1979	565	9,229	2,757	1,070	13,621	593	14,214
1980	484	9,618	2,684	1,068	13,854	594	14,448
1981	523	9,790	2,537	1,017	13,867	607	14,474
1982	498	10,170	2,280	946	13,894	636	14,530
1983	489	10,426	2,165	916	13,996	683	14,679
1984	482	9,914	2,228	893	13,517	683	14,200
1985	386	9,773	2,445	907	13,511	690	14,201
1986	376	9,594	2,675	893	13,538	710	14,248
1987	321	9,543	2,739	876	13,479	766	14,245
1988	334	9,723	2,939	890	13,886	769	14,655
1989	365	10,251	3,154	922	14,692	816	15,508
1990	397	10,688	3,335	936	15,356	930	16,286
1991	439	11,313	3,244	926	15,922	862	16,784
1992	442	11,234	3,126	940	15,742	916	16,658
1993 ³	472	11,186	3,290	965	15,913	875	16,788
1994 ³	137	10,668	3,571	986	15,362	890	16,252
1995	0	10,747	3,746	1,009	15,502	950	16,452
1996	0	10,692	3,595	987	15,274	891	16,165
1997	0	10,358	3,586	989	14,933	917	15,850
1998	0	10,433	3,621	1,002	15,056	960	16,016
1999	0	10,420	3,674	1,004	15,098	983	16,081
2000	0	10,331	3,641	979	14,951	970	15,921
2001	0	9,954	3,766	975	14,695	981	15,676
2002	0	10,501	4,096	982	15,579	937	16,516
2003	0	11,046	4,325	986	16,357	988	17,345
2004	0	11,441	4,275	977	16,693	1,047	17,740
2005	0	11,470	4,135	967	16,572	1,012	17,584
2006	0	11,284	4,302	975	16,561	1,030	17,591
2007	0	10,796	4,449	1,001	16,246	1,084	17,330
2008	0	10,369	4,755	1,025	16,149	1,132	17,281
2009	0	10,646	5,193	1,035	16,874	1,173	18,047
2010	0	11,028	5,483	1,032	17,543	1,160	18,703
2011	0	11,128	5,402	1,045	17,575	1,202	18,777
2012	0	11,291	5,663	1,045	17,999	1,284	19,283
2013	0	11,502	6,005	1,061	18,568	1,256	19,824
2014	0	11,679	5,937	1,082	18,698	1,275	19,973
2015	0	11,511	5,728	1,094	18,333	1,323	19,656
2016	0	12,369	6,058	1,108	19,535	1,302	20,837
2017	0	13,134	6,622	1,146	20,902	1,377	22,279
2018	0	13,836	6,933	1,154	21,923	1,384	23,307
2019	0	13,836	7,077	1,167	22,080	1,437	23,517
2020	0	13,878	7,513	1,172	22,563	1,466	24,029
2021	0	13,547	7,563	1,179	22,289	1,457	23,746
2022	0	13,032	7,400	1,207	21,639	1,456	23,095

NOTE: "Total for Reporting" is the total reported to state and federal agencies and included in documents such as surveys and questionnaires

¹ The certificate programs in Health Professions were phased out beginning in 1994. Dental Assisting and Dental Lab Tech were eliminated in 1995; Dental Assisting was reinstated in Fall 2000. Students in the certificate programs in EMT (phased out in 2007) and reinstated Dental Assisting are included with undergraduates.

² Advanced Professionals are interns, residents, and postdoctoral fellows who are at UAB to participate in specialized training beyond their academic or professional degrees.

³ Beginning in 1993, students taking classes off campus are included in the headcount enrollment.

SOURCE: UAB Institutional Effectiveness and Analysis

UAB FULL-TIME AND PART-TIME ENROLLMENT BY GENDER

FALL 1987–FALL 2022

Year	Full-time		Part-time		Total		Percent Part-time
	Men	Women	Men	Women	Men	Women	
1987	3,666	4,220	2,439	3,154	6,105	7,374	41%
1988	3,786	4,329	2,492	3,279	6,278	7,608	42%
1989	3,930	4,521	2,650	3,591	6,580	8,112	42%
1990	4,187	4,813	2,677	3,679	6,864	8,492	41%
1991	4,390	5,023	2,759	3,750	7,149	8,773	41%
1992	4,418	5,091	2,699	3,534	7,117	8,625	40%
1993*	4,560	5,201	2,678	3,474	7,238	8,675	39%
1994	4,460	5,146	2,486	3,270	6,946	8,416	37%
1995	4,538	5,334	2,367	3,263	6,905	8,597	36%
1996	4,464	5,467	2,275	3,068	6,739	8,535	35%
1997	4,561	5,385	2,109	2,878	6,670	8,263	33%
1998	4,412	5,657	2,065	2,922	6,477	8,579	33%
1999	4,419	5,778	1,977	2,924	6,396	8,702	32%
2000	4,472	5,920	1,805	2,754	6,277	8,674	30%
2001	4,145	5,515	2,010	3,025	6,155	8,540	34%
2002	4,398	5,908	2,064	3,209	6,462	9,117	34%
2003	4,574	6,340	2,061	3,382	6,635	9,722	33%
2004	4,545	6,655	2,101	3,392	6,646	10,047	33%
2005	4,580	6,746	1,993	3,253	6,573	9,999	32%
2006	4,620	6,729	1,951	3,261	6,571	9,990	31%
2007	4,605	6,590	1,875	3,176	6,480	9,766	31%
2008	4,624	6,473	1,807	3,245	6,431	9,718	31%
2009	4,933	6,715	1,881	3,345	6,814	10,060	31%
2010	5,048	6,839	1,933	3,723	6,981	10,562	32%
2011	4,958	6,706	2,021	3,890	6,979	10,596	34%
2012	5,072	6,893	2,091	3,943	7,163	10,836	34%
2013	5,042	6,919	2,267	4,340	7,309	11,259	36%
2014	5,111	7,223	2,299	4,065	7,410	11,288	34%
2015	4,859	6,953	2,326	4,195	7,185	11,148	36%
2016	5,204	7,487	2,386	4,458	7,590	11,945	35%
2017	5,590	8,144	2,519	4,649	8,109	12,793	34%
2018	5,659	8,561	2,704	4,999	8,363	13,560	35%
2019	5,693	8,909	2,525	4,953	8,218	13,862	34%
2020	5,681	9,199	2,562	5,121	8,243	14,320	34%
2021	5,613	9,313	2,498	4,865	8,111	14,178	33%
2022	5,686	9,394	2,217	4,342	7,903	13,736	30%

NOTE: Totals do not include advanced professionals.

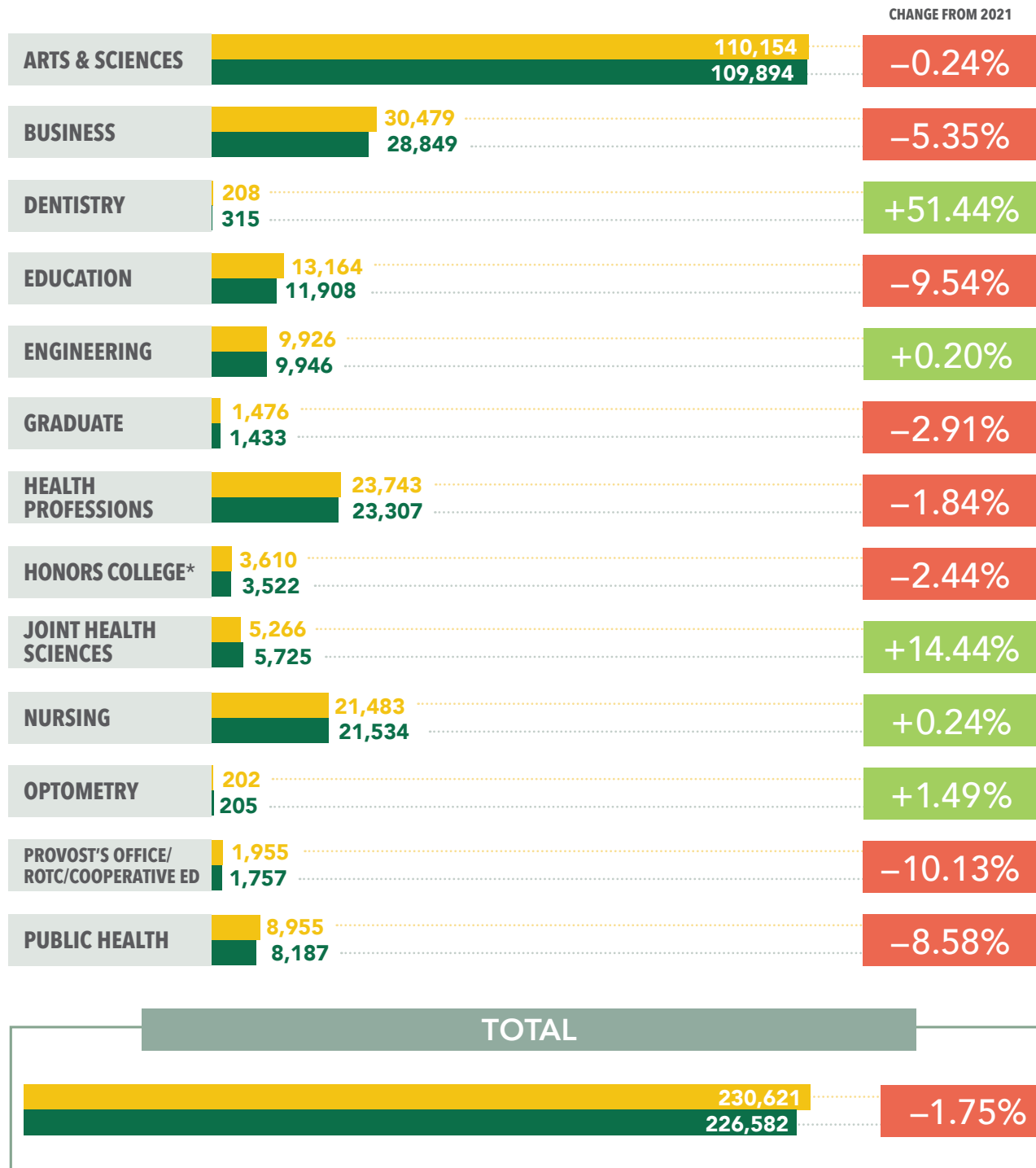
* Beginning in 1993, students taking classes off campus are included in the headcount enrollment.

SOURCE: UAB Institutional Effectiveness and Analysis

UAB CREDIT HOUR PRODUCTION

FALL 2022

PREVIOUS YEAR COMPARISON BY SCHOOL ● 2021 ● 2022



NOTE: M.D., and O.D. programs in Dentistry, Medicine, and Optometry do not generate credit hours.

*Honors College credit hours do not include honors classes taught for course credit in the Honors College by the other schools/college.

SOURCE: UAB Institutional Effectiveness and Analysis

UAB CREDIT HOUR PRODUCTION

FALL 2022

	LOWER DIVISION UNDERGRAD	UPPER DIVISION UNDERGRAD	GRADUATE ONE	GRADUATE TWO	TOTAL
Arts and Sciences	80,397	19,581	7,652	2,264	109,894
Business	8,630	13,966	6,253	0	28,849
Dental Assisting	315	0	0	0	315
Education	3,072	5,014	3,457	365	11,908
Engineering	2,658	3,812	2,811	665	9,946
Graduate School	0	0	802	631	1,433
Health Professions	2,043	6,812	9,982	4,470	23,307
Honors College*	3,028	494	0	0	3,522
Joint Health Sciences	629	1,512	524	3,060	5,725
Nursing	340	7,632	6,986	6,576	21,534
Optometry (Vision Science)	0	0	75	130	205
Provost/ ROTC/ Cooperative Education	1,298	459	0	0	1,757
Public Health	1,660	1,056	4,921	550	8,187
TOTAL	104,070	60,338	43,463	18,711	226,582

NOTE: D.M.D., M.D., and O.D. programs in Dentistry, Medicine, and Optometry do not generate credit hours.

* Honors College credit hours do not include honors courses taught for course credit in the Honors College by the other schools/college.

SOURCE: UAB Institutional Effectiveness and Analysis

UAB ANNUAL CREDIT HOUR PRODUCTION BY SCHOOL

2015–2016 THROUGH 2021–2022

	2015-2016	2016-2017	2017-2018	2018-2019	2019-2020	2020-2021	2021-2022
ARTS AND SCIENCES*							
Lower Division Undergraduate	141,989	157,081	173,267	177,839	181,883	175,311	172,810
Upper Division Undergraduate	35,954	37,673	38,415	40,823	41,825	44,004	42,642
Graduate 1	5,738	6,649	8,980	9,987	11,135	12,427	14,584
Graduate 2	5,302	4,955	5,427	5,582	6,153	5,547	5,295
TOTAL	188,983	206,358	226,089	234,231	240,996	237,289	235,331
BUSINESS							
Lower Division Undergraduate	21,312	21,539	23,705	23,296	21,861	20,940	19,964
Upper Division Undergraduate	30,478	30,910	32,739	34,381	35,243	35,144	34,010
Graduate 1	9,105	11,385	13,779	14,628	13,812	17,154	18,471
Graduate 2	172	-	-	-	-	-	-
TOTAL	61,067	63,834	70,223	72,305	70,916	73,238	72,445
DENTISTRY (DENTAL ASSISTING)							
Lower Division Undergraduate	985	850	845	-	588	730	536
Graduate 1	-	-	-	131	102	-	-
Graduate 2	-	-	-	-	-	-	-
TOTAL	985	850	845	131	690	730	536
EDUCATION							
Lower Division Undergraduate	5,283	5,396	6,921	6,844	6,478	6,560	6,388
Upper Division Undergraduate	9,938	10,989	11,218	11,169	11,387	12,127	11,419
Graduate 1	12,299	12,670	13,185	12,918	11,752	11,962	10,809
Graduate 2	826	1,066	919	1,096	842	1,136	727
TOTAL	28,346	30,121	32,243	32,027	30,459	31,785	29,343
ENGINEERING							
Lower Division Undergraduate	6,685	6,628	6,260	6,382	5,951	5,864	5,538
Upper Division Undergraduate	9,087	9,791	9,260	8,061	8,152	8,863	8,759
Graduate 1	5,885	6,713	7,567	8,011	7,550	7,283	7,261
Graduate 2	1,663	1,595	1,489	1,409	1,429	1,528	1,494
TOTAL	23,320	24,727	24,576	23,863	23,082	23,538	23,052
HEALTH PROFESSIONS							
Lower Division Undergraduate	2,574	2,804	2,896	3,234	3,189	3,401	3,820
Upper Division Undergraduate	12,648	12,280	13,146	14,899	15,195	15,758	15,724
Graduate 1	25,242	27,259	30,655	31,286	31,567	31,115	26,629
Graduate 2	7,442	7,842	8,054	8,534	8,646	10,343	12,855
TOTAL	47,906	50,185	54,751	57,953	58,597	60,617	59,028
JOINT HEALTH SCIENCES							
Lower Division Undergraduate	129	123	45	385	391	818	1,066
Upper Division Undergraduate	680	879	1,167	1,553	2,028	2,454	3,127
Graduate 1	195	214	191	159	551	893	979
Graduate 2	8,030	7,878	7,548	7,696	7,929	8,336	8,648
TOTAL	9,034	9,094	8,951	9,793	10,899	12,501	13,820

NOTE: D.M.D., M.D., and O.D. programs in Dentistry, Medicine, and Optometry do not generate credit hours.

SOURCE: UAB Institutional Effectiveness and Analysis, ACHE Credit Hour Production Reports Fall 2014 through Summer 2021

UAB ANNUAL CREDIT HOUR PRODUCTION BY SCHOOL

2015–2016 THROUGH 2021–2022

	2015-2016	2016-2017	2017-2018	2018-2019	2019-2020	2020-2021	2021-2022
NURSING							
Lower Division Undergraduate	412	514	416	384	398	318	284
Upper Division Undergraduate	18,442	18,598	19,494	20,911	20,979	21,755	21,847
Graduate 1	32,224	35,334	34,161	32,328	33,453	31,302	28,278
Graduate 2	3,453	4,099	5,632	7,272	10,268	13,664	15,701
TOTAL	54,531	58,545	59,703	60,895	65,098	67,039	66,110
OPTOMETRY (VISION SCIENCE)							
Upper Division Undergraduate	-	4	-	-	-	-	-
Graduate 1	46	45	59	31	92	29	107
Graduate 2	497	486	532	435	347	350	361
TOTAL	543	535	591	466	439	379	468
PUBLIC HEALTH							
Lower Division Undergraduate	2,767	2,969	3,758	3,785	3,956	3,973	3,762
Upper Division Undergraduate	1,936	2,692	2,522	2,664	2,754	3,087	2,775
Graduate 1	7,712	8,542	8,552	9,255	10,117	13,549	14,188
Graduate 2	1,175	1,187	1,218	1,176	1,166	1,216	1,473
TOTAL	13,590	15,390	16,050	16,880	17,993	21,825	22,198
ROTC/COOPERATIVE ED/PROVOST'S OFFICE/HONORS COLLEGE							
Lower Division Undergraduate	2,477	3,754	5,524	5,782	6,185	6,118	6,086
Upper Division Undergraduate	1,268	1,532	2,514	3,123	2,504	2,184	2,537
TOTAL	3,745	5,286	8,038	8,905	8,689	8,302	8,623
GRADUATE SCHOOL							
Upper Division Undergraduate	-	-	-	29	56	82	48
Graduate 1	-	-	6	559	1,388	2,023	1,899
Graduate 2	1,401	1,937	2,399	2,456	2,146	2,039	2,087
TOTAL	1,401	1,937	2,405	3,044	3,590	4,144	4,034
TOTAL UAB							
Lower Division Undergraduate	184,613	201,658	223,637	227,931	230,880	224,033	220,254
Upper Division Undergraduate	120,431	125,348	130,475	137,613	140,123	145,458	142,888
Graduate 1	98,446	108,811	117,135	119,293	121,519	127,737	123,205
Graduate 2	29,961	31,045	33,218	35,656	38,926	44,159	48,641
GRAND TOTAL	433,451	466,862	504,465	520,493	531,448	541,387	534,988

NOTE: D.M.D., M.D., and O.D. programs in Dentistry, Medicine, and Optometry do not generate credit hours.

SOURCE: UAB Institutional Effectiveness and Analysis, ACHE Credit Hour Production Reports Fall 2015 through Summer 2022

DEGREES OFFERED AT UAB

CIP Code*	Degree Program	Undergraduate Degrees	Graduate Degrees
COLLEGE OF ARTS AND SCIENCES			
05.0201	African American Studies	B.A. ¹	
45.0201	Anthropology	B.A.	
45.0299	Anthropology of Peace and Human Rights		M.A.
27.0301	Applied Mathematics		Ph.D. ⁵
50.0701	Art	B.A., B.F.A.	
50.0703	Art History		M.A. ²
26.1103	Bioinformatics	B.S.	
26.0101	Biology	B.S.	M.S., Ph.D.
26.0911	Cancer Biology	B.S.	
40.0501	Chemistry	B.S.	M.S., Ph.D.
51.1503	Clinical Medical Social Work		M.S.W.
9.0101	Communication Management		M.A.
9.0101	Communication Studies	B.A.	
11.0101	Computer Science	B.A., B.S.	M.S., Ph.D.
43.0199	Criminal Justice	B.S.	M.S.C.J.
30.1202	Cultural Heritage Studies		M.A.
11.1003	Cyber Security		M.S.
11.0401	Data Science		M.S.
43.0403	Digital Forensics	B.S.	
23.0101	English	B.A.	M.A.
43.0406	Forensic Science		M.S.F.S.
24.0102	General Studies	B.G.S.	
26.0801	Genetic and Genomic Sciences	B.S.	
54.0101	History	B.A.	M.A.
26.0507	Immunology	B.S.	
45.9999	International Studies	B.A.	
27.0101	Mathematics	B.S.	M.S.
50.0901	Music	B.A.	
50.0509	Musical Theatre	B.F.A.	
30.0101	Natural Science	B.S.	
26.1501	Neuroscience	B.S.	
38.0101	Philosophy	B.A.	
40.0801	Physics	B.S.	M.S., Ph.D.
45.1001	Political Science	B.A.	
42.0101	Psychology	B.S.	M.A., Ph.D.
44.0401	Public Administration		M.P.A.
44.0701	Social Work	B.S.S.W.	
45.1101	Sociology	B.A.	M.A.
45.1101	Sociology, Medical	B.S.	Ph.D.
50.0501	Theatre	B.A.	
16.0101	World Language & Literatures	B.A.	
COLLAT SCHOOL OF BUSINESS			
52.0301	Accounting	B.S.	M.Ac.
52.0201	Business Administration		M.B.A.
52.0601	Economics	B.A., B.S.	
52.0701	Entrepreneurship	B.S.	
52.0801	Finance	B.S.	
52.1001	Human Resource Management	B.S.	
52.0299	Industrial Distribution	B.S.	
52.1201	Information Systems	B.S.	
52.0201	Management	B.S.	
52.1201	Management Information Systems		M.S.
52.1401	Marketing	B.S.	
GRADUATE SCHOOL			
30.9999	Interdisciplinary Graduate Studies		M.A., M.S.
SCHOOL OF DENTISTRY			
51.0401	Dentistry		D.M.D.
51.0501	Dentistry		M.S.

¹ Shared program with the University of Alabama.

² Joint program with the University of Alabama.

³ Joint program with the University of Alabama in Huntsville.

⁴ Shared program with the University of Alabama in Huntsville.

⁵ Joint program with the University of Alabama and the University of Alabama in Huntsville.

*Classification of Instructional Programs developed by the U.S. Department of Education's National Center for Education Statistics.

NOTE: Joint and shared programs are those in which UAB awards the degree.

DEGREES OFFERED AT UAB

CIP Code*	Degree Program	Undergraduate Degrees	Graduate Degrees
SCHOOL OF EDUCATION			
13.1302	Arts Education		M.A.Ed.
51.0001	Community Health and Human Services	B.S.	
51.0001	Community Health		M.A.Ed.
51.2207	Community Health Promotion		Ph.D.
13.1101	Counseling		M.A.
13.1210	Early Childhood Education	B.S.	M.A.Ed., Ph.D.
13.0101	Education		Ed.S.
13.0401	Educational Leadership		M.A.Ed., Ed.S., Ed.D. ²
13.0101	Educational Studies		M.A.Ed.
30.2301	Educational Studies in Diverse Populations		Ph.D.
13.1202	Elementary Education	B.S.	M.A.Ed.
13.1401	English as a Second Language		M.A.Ed.
13.0406	Higher Education Administration		M.A.Ed.
13.1205	High School Education	B.S.	M.A.Ed.
13.0301	Instructional Design and Development		M.S.
13.1314	Kinesiology	B.S.	M.S.
13.1315	Reading		M.A.Ed.
13.0604	School Psychology		M.A.Ed.
13.1001	Special Education		M.A.Ed.
13.1401	Teaching English to Speakers of other Languages		Ed.S.
SCHOOL OF ENGINEERING			
14.0501	Biomedical Engineering	B.S.B.M.E.	M.S.B.M.E., Ph.D.
14.0801	Civil Engineering	B.S.C.E.	M.S.C.E., Ph.D. ³
14.0901	Computer Engineering		Ph.D. ⁴
14.1001	Electrical Engineering	B.S.E.E.	
14.4701	Electrical and Computer Engineering		M.S.E.C.E
14.0101	Engineering		M.Eng.
14.0101	Engineering Design	B.S.E.	
14.9999	Engineering Management		M.S.E.M
14.9999	Interdisciplinary Engineering		Ph.D.
14.1801	Materials Engineering	B.S.Mt.E.	M.S.Mt.E., Ph.D. ²
40.1001	Materials Science		Ph.D. ⁵
14.1901	Mechanical Engineering	B.S.M.E.	M.S.M.E., Ph.D.
14.9999	Neuroengineering		Ph.D.
SCHOOL OF HEALTH PROFESSIONS			
51.0701	Administration/Health Services		Ph.D.
30.1901	Biobehavioral Nutrition & Wellness	B.S.	
26.0102	Biomedical and Health Sciences		M.S.
26.0102	Biomedical Sciences	B.S.	
26.1201	Biotechnology		M.S.
51.1005	Clinical Laboratory Science		M.S.
51.1099	Clinical Pathologist Assistant		M.S.
51.1509	Genetic Counseling		M.S.
51.2213	Healthcare Quality and Safety		M.S.
51.0701	Health Administration		M.S.H.A.
51.0701	Health Care Management	B.S.	
51.0701	Healthcare Leadership		D.Sc.
30.0601	Healthcare Simulation		M.S.
51.0799	Health Informatics		M.S.H.I.
51.2205	Health Physics		M.S.
51.9999	Health Services Research		M.S.
51.0905	Nuclear Medicine & Molecular Imaging Sciences		M.S.
51.3102	Nutrition Sciences		M.S.
30.1901	Nutrition Sciences		Ph.D.
51.2306	Occupational Therapy		M.S., O.T.D.
51.2308	Physical Therapy		D.P.T.
51.0912	Physician Assistant Studies		M.S.P.A.S.
51.2399	Rehabilitation Science		Ph.D.

¹ Shared program with the University of Alabama.

² Joint program with the University of Alabama.

³ Joint program with the University of Alabama in Huntsville.

⁴ Shared program with the University of Alabama in Huntsville.

⁵ Joint program with the University of Alabama and the University of Alabama in Huntsville.

*Classification of Instructional Programs developed by the U.S. Department of Education's National Center for Education Statistics.

NOTE: Joint and shared programs are those in which UAB awards the degree.

DEGREES OFFERED AT UAB

CIP Code*	Degree Program	Undergraduate Degrees	Graduate Degrees
JOINT HEALTH SCIENCES (Schools of Dentistry and Medicine)			
26.0403	Anatomical Science		M.S.
26.0205	Biochemistry and Molecular Genetics		Ph.D.
26.0401	Cell Biology		Ph.D.
26.0902	Cellular and Molecular Physiology		Ph.D.
26.0806	Genetics		Ph.D.
26.0502	Microbiology		Ph.D.
26.0102	Multidisciplinary Biomedical Science		M.S.
26.1503	Neurobiology		Ph.D.
26.0910	Pathology		Ph.D.
26.1007	Pharmacology and Toxicology		Ph.D.
HEERSINK SCHOOL OF MEDICINE			
51.1201	Medicine		M.D.
SCHOOL OF NURSING			
51.3804	Nurse Anesthesia		M.S.N.
51.3801	Nursing	B.S.N.	M.S.N.
51.3818	Nursing		D.N.P.
51.3808	Nursing		Ph.D.
SCHOOL OF OPTOMETRY			
51.1701	Optometry		O.D.
26.0909	Vision Science		M.S., Ph.D.
SCHOOL OF PUBLIC HEALTH			
26.1102	Biostatistics		M.S., Ph.D.
51.2202	Environmental Health Sciences		Ph.D.
26.1309	Epidemiology		Ph.D.
51.2212	Health Behavior		Ph.D.
51.2201	Public Health	B.S.	M.P.H., M.S.P.H., Dr.P.H.
INTERDISCIPLINARY			
24.0199	Individually Designed Major	B.A./B.S.	

TOTAL UAB DEGREES AVAILABLE	
Baccalaureate	57
Master's	69
Specialist's	3
Doctoral	42
D.M.D., M.D., O.D.	3
TOTAL	174

¹ Shared program with the University of Alabama.

² Joint program with the University of Alabama.

³ Joint program with the University of Alabama in Huntsville.

⁴ Shared program with the University of Alabama in Huntsville.

⁵ Joint program with the University of Alabama and the University of Alabama in Huntsville.

*Classification of Instructional Programs developed by the U.S. Department of Education's National Center for Education Statistics.

NOTE: Joint and shared programs are those in which UAB awards the degree.

SOURCE: UAB Office of the Registrar as of April 7, 2023

ACADEMIC CERTIFICATES OFFERED AT UAB

CIP Code*	Level	Program
COLLAT SCHOOL OF BUSINESS		
52.0301	Undergraduate	Accounting
52.1201	Graduate	Business Analytics with Information Technology
52.1201	Graduate	Cybersecurity Management
52.1404	Graduate	Digital Marketing
52.1201	Undergraduate	Enterprise Systems
52.0201	Undergraduate	Entrepreneurship
52.0201	Graduate	Foundations of Business Administration
52.1201	Undergraduate	Information Systems
52.1201	Graduate	Information Technology Management
52.0206	Undergraduate	Interprofessional Non-Profit Leadership
52.0213	Undergraduate	Organizational Leadership
52.1804	Undergraduate	Professional Sales
52.1401	Undergraduate	Real Estate
52.0201	Undergraduate	Social Media
52.0201	Graduate	Social Media
52.0201	Graduate	Technology Commercialization and Entrepreneurship
COLLEGE OF ARTS & SCIENCES		
26.1103	Graduate	Bioinformatics
11.1003	Graduate	Computer Forensics
30.1101	Graduate	Gerontology
44.0401	Graduate	Human Services Management (within the MPA)
44.0401	Graduate	Non-profit Management (within the MPA)
44.0401	Graduate	Public Management (within the MPA)
51.1508	Undergraduate	Mental Health
54.0105	Undergraduate	Public History
16.0905	Undergraduate	Spanish for Specific Purposes
13.0406	Graduate	Science Policy
27.0599	Graduate	Social & Behavioral Statistics
45.0101	Undergraduate	Social Science Research Methods
GRADUATE SCHOOL		
13.0406	Graduate	Academic Advising
30.2301	Graduate	Diversity, Equity, Inclusion & Advocacy
52.0213	Graduate	Leadership & Professional Development
30.9999	Graduate	Mentoring and Leadership
35.0103	Graduate	Postdoctoral Professional Development
30.9999	Graduate	Practitioner Teacher
9.0908	Graduate	Research Communication
52.0214	Graduate	Research Laboratory Management
30.9999	Graduate	Scholar Teacher
HEERSINK SCHOOL OF MEDICINE		
51.2706	Graduate	Artificial Intelligence in Medicine
51.0722	Graduate	Digital Healthcare
14.0501	Graduate	Translation of Biomedical Innovations to Clinical Practice
HONORS COLLEGE		
52.0213	Undergraduate	Honors Student Leadership Development Academy
JOINT HEALTH SCIENCES		
26.0101	Graduate	Translational and Molecular Sciences
SCHOOL OF DENTISTRY		
51.0601	Subbaccalarueate	Dental Assisting
51.0401	Graduate	International Orthodontic Certificate
51.0501	Graduate	International Pediatric Dentistry Clinical Residency
51.0599	Graduate	Advanced Dental Esthetics, Restorative & Biomaterials
SCHOOL OF EDUCATION		
26.0908	Graduate	Clinical Exercise Physiology
15.1508	Graduate	Clinical Mental Health Counseling
13.1314	Graduate	Coaching the Intercollegiate Scholar Athlete
51.0001	Graduate	Health Coaching
13.1307	Graduate	Health Education

CONTINUED ON NEXT PAGE

ACADEMIC CERTIFICATES OFFERED AT UAB

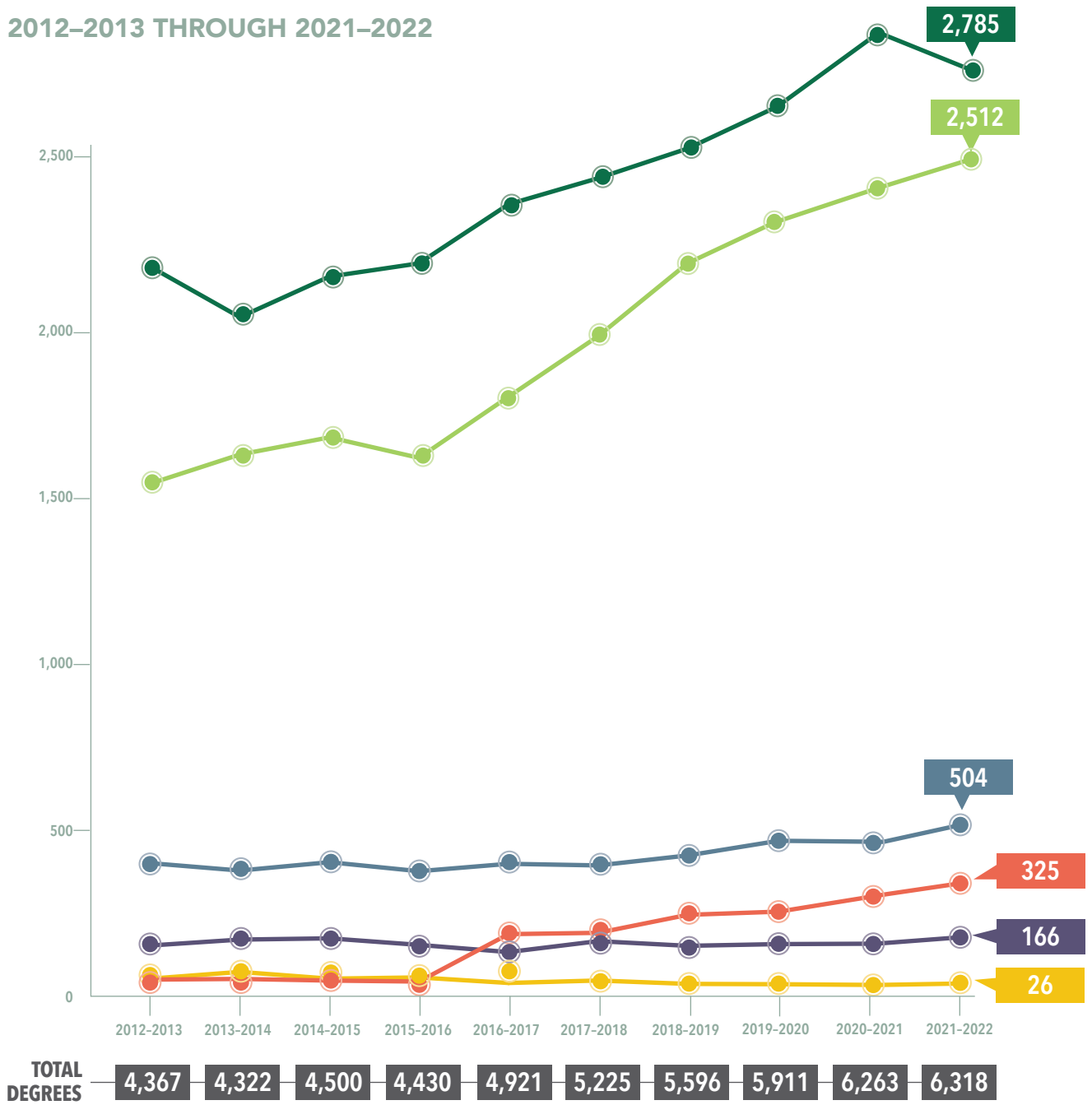
CIP Code*	Level	Program
SCHOOL OF EDUCATION		
51.2207	Graduate	Health Promotion Across the Lifespan
13.0406	Graduate	Higher Education Administration
13.1101	Graduate	Marriage, Couples, and Family Counseling
13.1001	Graduate	Supporting Individuals with Exceptionalities
13.1409	Graduate	Teaching English as an Additional Language
13.1401	Graduate	Teaching Multilingual Learners
SCHOOL OF ENGINEERING		
	Undergraduate	Civil Engineering
14.0803		Structural
14.1401		Environmental
14.0804		Transportation
14.0802		Geotechnical
	Graduate	Civil Engineering
14.0803		Structural
14.1401		Environmental
14.0804		Transportation
14.0802		Geotechnical
14.3301	Graduate	Construction Engineering Management
14.1001	Graduate	Electric Power Systems Engineering
14.0801	Graduate	Sustainable Engineering
SCHOOL OF HEALTH PROFESSIONS		
45.0102	Graduate	Applications of Mixed Methods Research
26.1201	Graduate	Biotechnology Regulatory Affairs
51.0799	Graduate	Clinical Informatics
51.31101	Postbaccalaureate	Dietetic Internship
51.3102	Graduate	Dietitian Education Program
30.0601	Graduate	Healthcare Quality and Safety
51.0701	Graduate	Healthcare Financial Management
51.0701	Graduate	Healthcare Leadership
30.0601	Graduate	Healthcare Simulation
51.0001	Graduate	Health-Focused Patient/Client Management for Physical & Occupational Therapists
51.2399	Graduate	Low Vision Rehabilitation (within the MS in Occupational Therapy)
51.3102	Graduate	Nutrition for Community Health
51.2308	Graduate	Primary Care Physical Therapy for Underserved Populations
41.0000	Undergraduate	Research Technician
SCHOOL OF NURSING		
51.3805	Graduate	Advanced Practice Provider Management of Neurological Conditions in Aging
51.3801	Graduate	Clinical Research Management
51.3818	Graduate	Nurse Leadership in Quality and Safety
51.3802	Graduate	Nurse Executive
SCHOOL OF PUBLIC HEALTH		
51.2201	Graduate	Applied Biostatistics & Epidemiology
51.2210	Graduate	Global Health
51.2201	Graduate	Public Health

TOTAL UAB CERTIFICATES AVAILABLE

Subbaccalaureate	1
Undergraduate	16
Postbaccalaureate	1
Graduate	65
TOTAL	83

UAB DEGREES AWARDED

2012-2013 THROUGH 2021-2022



SOURCE: UAB Institutional Effectiveness and Analysis

UAB DEGREES AWARDED BY SCHOOL

1969–1970 THROUGH 2021–2022¹

	1969-70 - 2011-12	2012-13	2013-14 ²	2014-15	2015-16 ⁵	2016-17	2017-18	2018-19	2019-20	2020-21	2021-22	Grand Total
ARTS AND HUMANITIES												
Bachelor's	4,960	-	-	-	-	-	-	-	-	-	-	4,960
Master's	384	-	-	-	-	-	-	-	-	-	-	384
ARTS AND SCIENCES												
Certificates	-	-	-	-	-	6	2	4	1	3	20	36
Bachelor's	2,785	1,033	952	982	881	946	1,000	1,088	1,156	1,241	1,194	13,258
Postbaccalaureate Certificates	-	-	-	-	-	13	11	11	16	20	12	83
Master's	433	152	185	166	138	135	168	226	244	297	308	2,452
Doctor's - Research/Scholarship	89	27	44	31	36	36	34	39	36	28	43	443
BUSINESS³												
Certificates	-	-	-	-	-	14	25	59	72	66	59	295
Bachelor's	10,933	387	379	401	460	495	454	469	476	575	495	15,524
Postbaccalaureate Certificates	-	-	-	-	-	12	11	13	9	4	28	77
Master's	4,526	167	185	203	254	233	269	332	402	342	386	7,299
DENTISTRY												
Certificates	647	20	21	18	15	23	18	13	-	-	-	775
Bachelor's	130	-	-	-	-	-	-	-	-	-	-	130
Master's	361	15	12	15	11	12	15	11	13	7	16	488
First Professional	2,234	-	-	-	-	-	-	-	-	-	-	2,234
Doctor's - Professional Practice	175	62	54	53	57	65	69	64	75	78	77	829
EDUCATION												
Bachelor's	7,752	192	183	187	178	187	200	202	184	221	209	9,695
Postbaccalaureate Certificates	-	-	-	-	-	2	3	12	25	63	41	146
Master's	14,785	307	243	272	248	213	271	221	231	225	221	17,237
Educational Specialist	2,228	47	69	47	51	33	41	30	29	21	26	2,622
Doctorates	264	-	-	-	-	-	-	-	-	-	-	264
Doctor's - Professional Practice	9	4	4	3	8	4	3	5	1	-	-	41
Doctor's - Research/Scholarship	33	15	17	9	7	9	8	6	12	16	16	148
ENGINEERING												
Bachelor's	3,531	140	119	126	133	168	204	167	152	166	172	5,078
Postbaccalaureate Certificates	-	-	-	-	-	-	-	-	1	0	0	1
Master's	1,830	125	120	152	150	160	158	204	202	211	172	3,484
Doctorates	176	-	-	-	-	-	-	-	-	-	-	176
Doctor's - Research/Scholarship	32	12	14	21	19	10	15	19	22	12	19	195
GRADUATE SCHOOL												
Postbaccalaureate Certificates	-	-	-	-	-	31	24	20	20	26	31	152
Master's	-	-	-	-	-	-	-	-	-	-	6	6
HEALTH PROFESSIONS												
Certificates ⁶	151	-	-	-	-	-	2	0	1	2	1	157
Bachelor's	5,074	127	129	173	182	179	192	182	220	216	250	6,924
Postbaccalaureate Certificates	9,563	23	24	22	22	59	78	94	94	103	110	10,192
Master's	4,183	237	252	212	237	351	362	411	423	429	438	7,535
Doctorates ³	235	-	-	-	-	-	-	-	-	-	-	235
Doctor's - Professional Practice	116	41	31	47	49	49	44	50	50	58	70	605
Doctor's - Research/Scholarship ³	20	7	5	12	7	8	15	9	11	18	19	131
Doctor's - Other	-	8	5	6	10	6	8	7	6	-	-	56
JOINT HEALTH SCIENCES												
Postbaccalaureate Certificates	-	-	-	-	-	9	4	3	2	1	2	21
Master's	353	7	4	5	6	4	1	7	26	62	101	576
Doctorates	1,230	-	-	-	-	-	-	-	-	-	-	1,230
Doctor's - Research/Scholarship	216	55	65	74	58	46	56	51	46	56	44	767
MEDICINE												
Certificates	6	-	-	-	-	-	-	-	-	-	-	6
First Professional	5,915	-	-	-	-	-	-	-	-	-	-	5,915
Doctor's - Professional Practice	502	174	161	181	173	173	163	182	186	180	189	2,264

NOTE: Federal definitions of doctoral degree categories changed in 2009-10.

¹ The federal reporting period for completions is July 1 through June 30.

² Includes 31 masters degrees awarded by School of Health Professions in Saudi Arabia not reported to IPEDS.

³ The Ph.D. degrees awarded in the Administration/Health Services program are awarded jointly by the Schools of Business and Health Professions.

⁴ Prior to 1980-81, degrees in Public Health were earned in the School of Health Professions.

⁵ Total adjusted to remove 89 second major bachelor degrees.

⁶ Category adjusted in 2021 to align with IPEDS Completions reporting of 151 Award Level 4 certificates from 2002-2006.

SOURCE: UAB Institutional Effectiveness and Analysis

UAB DEGREES AWARDED BY SCHOOL

1969–1970 THROUGH 2021–2022¹

	1969-70 - 2011-12	2012-13	2013-14 ²	2014-15	2015-16 ⁵	2016-17	2017-18	2018-19	2019-20	2020-21	2021-22	Grand Total
NATURAL SCIENCES AND MATHEMATICS												
Bachelor's	5,909	-	-	-	-	-	-	-	-	-	-	5,909
Master's	1,215	-	-	-	-	-	-	-	-	-	-	1,215
Doctorates	297	-	-	-	-	-	-	-	-	-	-	297
NURSING												
Bachelor's	7,601	316	280	289	322	338	332	346	389	367	362	10,942
Master's	4,034	429	488	531	452	554	600	643	617	686	625	9,659
Doctorates	406	-	-	-	-	-	-	-	-	-	-	406
Doctor's - Professional Practice	179	64	71	59	20	58	53	61	105	92	124	886
Doctor's - Research/Scholarship	22	9	8	5	6	5	11	6	8	6	7	93
OPTOMETRY												
Bachelor's	331	-	-	-	-	-	-	-	-	-	-	331
Master's	71	1	4	0	1	1	1	2	1	0	0	82
Doctorates	54	-	-	-	-	-	-	-	-	-	-	54
First Professional	1,232	-	-	-	-	-	-	-	-	-	-	1,232
Doctor's - Professional Practice	121	37	44	42	48	35	43	47	41	50	41	549
Doctor's - Research/Scholarship	10	5	2	3	5	1	3	5	2	4	3	43
PUBLIC HEALTH⁴												
Bachelor's	-	-	-	7	49	71	81	99	103	112	103	625
Postbaccalaureate Certificates	-	-	-	-	-	13	8	12	11	7	21	72
Master's	3,388	100	135	124	121	140	141	150	173	174	239	4,885
Doctorates	273	-	-	-	-	-	-	-	-	-	-	273
Doctor's - Professional Practice	22	5	2	7	5	3	5	3	3	2	3	60
Doctor's - Research/Scholarship	34	17	11	15	11	11	19	11	14	9	15	167
SOCIAL AND BEHAVIORAL SCIENCES												
Bachelor's	10,748	-	-	-	-	-	-	-	-	-	-	10,748
Master's	1,344	-	-	-	-	-	-	-	-	-	-	1,344
Doctorates	216	-	-	-	-	-	-	-	-	-	-	216
TOTAL UAB												
<i>Certificates (pre-1996, included Award Levels 1, 2, 4, and 6)</i>	9,665	-	-	-	-	-	-	-	-	-	-	9,665
<i>Certificates (post-1995, Award Levels 2 & 4)</i>	343	20	21	18	15	43	47	76	74	71	80	808
<i>Bachelor's (Award Level 5)</i>	59,754	2,195	2,042	2,165	2,205	2,384	2,463	2,553	2,680	2,898	2,785	84,124
<i>Postbaccalaureate Certificates (post-1995, Award Level 6)</i>	359	23	24	22	22	139	139	165	178	224	245	1,540
<i>Master's Degree (Award Level 7)</i>	36,907	1,540	1,628	1,680	1,618	1,803	1,986	2,207	2,332	2,433	2,512	56,646
<i>Postmaster's Certificates (Award Level 8)</i>	2,228	47	69	47	51	33	41	30	29	21	26	2,622
<i>Doctorates (formerly Award Level 9)</i>	3,151	-	-	-	-	-	-	-	-	-	-	3,151
<i>First Professional (formerly Award Level 10)</i>	9,381	-	-	-	-	-	-	-	-	-	-	9,381
<i>Doctor's - Professional Practice (Award Level 18)</i>	1,124	387	367	392	360	387	380	412	461	460	504	5,234
<i>Doctor's - Research/Scholarship (Award Level 17)</i>	456	147	166	170	149	126	161	146	151	149	166	1,987
<i>Doctor's - Other (Award Level 19)</i>	-	8	5	6	10	6	8	7	6	-	-	56
GRAND TOTAL	123,368	4,367	4,322	4,500	4,430	4,921	5,225	5,596	5,911	6,256	6,318	175,214

NOTE: Federal definitions of doctoral degree categories changed in 2009-10.

¹ The federal reporting period for completions is July 1 through June 30.

² Includes 31 masters degrees awarded by School of Health Professions in Saudi Arabia not reported to IPEDS.

³ The Ph.D. degrees awarded in the Administration/Health Services program are awarded jointly by the Schools of Business and Health Professions.

⁴ Prior to 1980-81, degrees in Public Health were earned in the School of Health Professions.

⁵ Total adjusted to remove 89 second major bachelor degrees.

⁶ Category adjusted in 2021 to align with IPEDS Completions reporting of 151 Award Level 4 certificates from 2002-2006.

SOURCE: UAB Institutional Effectiveness and Analysis

UAB DEGREES CONFERRED

JULY 1, 1969–JUNE 30, 2022

Year*	Bachelor's	Master's	Post Master's	Doctor's	D.M.D., M.D., O.D.	Certificates	Total
1969-70	328	16	0	5	127	68	544
1970-71	498	93	0	18	122	42	773
1971-72	625	197	0	11	136	165	1,134
1972-73	821	346	17	19	150	142	1,495
1973-74	926	459	48	18	178	172	1,801
1974-75	957	610	130	17	317	503	2,534
1975-76	1,041	891	199	8	204	572	2,915
1976-77	1,138	861	162	26	174	438	2,799
1977-78	1,156	783	134	18	211	511	2,813
1978-79	1,180	958	73	21	252	642	3,126
1979-80	1,199	921	134	26	272	774	3,326
1980-81	1,289	928	90	30	285	483	3,105
1981-82	1,195	823	75	28	281	331	2,733
1982-83	1,200	753	51	40	266	373	2,683
1983-84	1,348	605	50	49	254	366	2,672
1984-85	1,379	608	49	41	244	381	2,702
1985-86	1,379	652	52	32	247	346	2,708
1986-87	1,347	625	53	41	237	375	2,678
1987-88	1,406	701	31	54	238	298	2,728
1988-89	1,313	846	20	75	222	266	2,742
1989-90	1,332	804	28	65	233	380	2,842
1990-91	1,324	971	20	95	244	413	3,067
1991-92	1,487	848	34	88	229	430	3,116
1992-93	1,604	842	19	108	243	435	3,251
1993-94	1,582	859	17	107	238	467	3,270
1994-95	1,610	869	58	97	255	292	3,181
1995-96	1,556	940	62	126	252	21	2,957
1996-97	1,720	1,087	49	139	256	20	3,271
1997-98	1,581	998	26	142	241	20	3,008
1998-99	1,528	1,055	34	114	252	21	3,004
1999-2000	1,562	1,051	25	125	254	24	3,041
2000-01	1,646	1,075	31	121	246	25	3,144
2001-02	1,618	1,084	32	125	245	27	3,131
2002-03	1,464	1,060	60	155	250	80	3,069
2003-04	1,575	1,065	37	111	257	55	3,100
2004-05	1,622	1,223	50	138	258	72	3,363
2005-06	1,677	1,098	59	143	261	120	3,358
2006-07	1,814	960	29	192	249	33	3,277
2007-08	1,907	1,098	28	197	245	35	3,510
2008-09	1,916	1,075	20	186	256	27	3,480
2009-10	1,921	1,297	42	229	258	37	3,784
2010-11	1,997	1,389	36	267	261	40	3,990
2011-12	1,986	1,483	64	286	279	45	4,143
2012-13	2,195	1,540	47	269	273	43	4,367
2013-14	2,042	1,628	69	279	259	45	4,322
2014-15	2,165	1,680	47	292	276	40	4,500
2015-16	2,205	1,618	51	241	278	37	4,430
2016-17	2,384	1,803	33	246	273	182	4,921
2017-18	2,463	1,986	41	274	275	186	5,225
2018-19	2,553	2,207	30	272	293	241	5,596
2019-20	2,680	2,332	29	316	302	252	5,911
2020-21	2,898	2,433	21	308	301	295	6,256
2021-22	2,785	2,512	26	363	307	325	6,318
Totals Awarded through 2021-22	84,124	56,646	2,622	6,793	13,016	12,013	175,214

*The federal reporting period for completions is July 1 through June 30.

SOURCE: UAB Institutional Effectiveness and Analysis

UAB DOCTORAL DEGREES CONFERRED BY CATEGORY

JULY 1, 2012–JUNE 30, 2022¹

Starting with 2009-10 completions, the U.S. Department of Education divided the classification of doctoral degrees into the following categories.

YEAR	DOCTOR'S PROFESSIONAL PRACTICE ²	DOCTOR'S RESEARCH/SCHOLARSHIP ³	DOCTOR'S OTHER ⁴	TOTAL
2012-2013	387	147	8	542
2013-2014	367	166	5	538
2014-2015	392	170	6	568
2015-2016	360	149	10	519
2016-2017	387	126	6	519
2017-2018	380	161	8	549
2018-2019	412	146	7	565
2019-2020	461	151	6	618
2020-2021	460	149	0	609
2021-2022	504	166	0	670

Note: Fall 2010 through Spring 2020, D.Sc. was reported under Doctor's-Other (19), and Ed.D. was reported under Doctor's-Professional Practice (18), per ACHE guidelines. Beginning in Summer 2020, both degree programs are reported under the Doctor's-Research/Scholarship (17) category, consistent with IPEDS guidelines.

¹ The federal reporting period for completions is July 1 through June 30.

² Doctor's degree - professional practice - A doctor's degree that is conferred upon completion of a program providing the knowledge and skills for the recognition, credential, or license required for professional practice. The degree is awarded after a period of study such that the total time to the degree, including both pre-professional and professional preparation, equals at least six full-time equivalent academic years. Some of these degrees were formerly classified as "first-professional." At UAB, this category includes the following degrees: D.M.D., D.N.P., D.P.T., Dr.P.H., D.Sc.P.T, Ed.D., M.D., O.D.

³ Doctor's degree - research/scholarship - A Ph.D. or other doctor's degree that requires advanced work beyond the master's level, including the preparation and defense of a dissertation based on original research, or the planning and execution of an original project demonstrating substantial artistic or scholarly achievement. At UAB, this category includes the Ph.D.

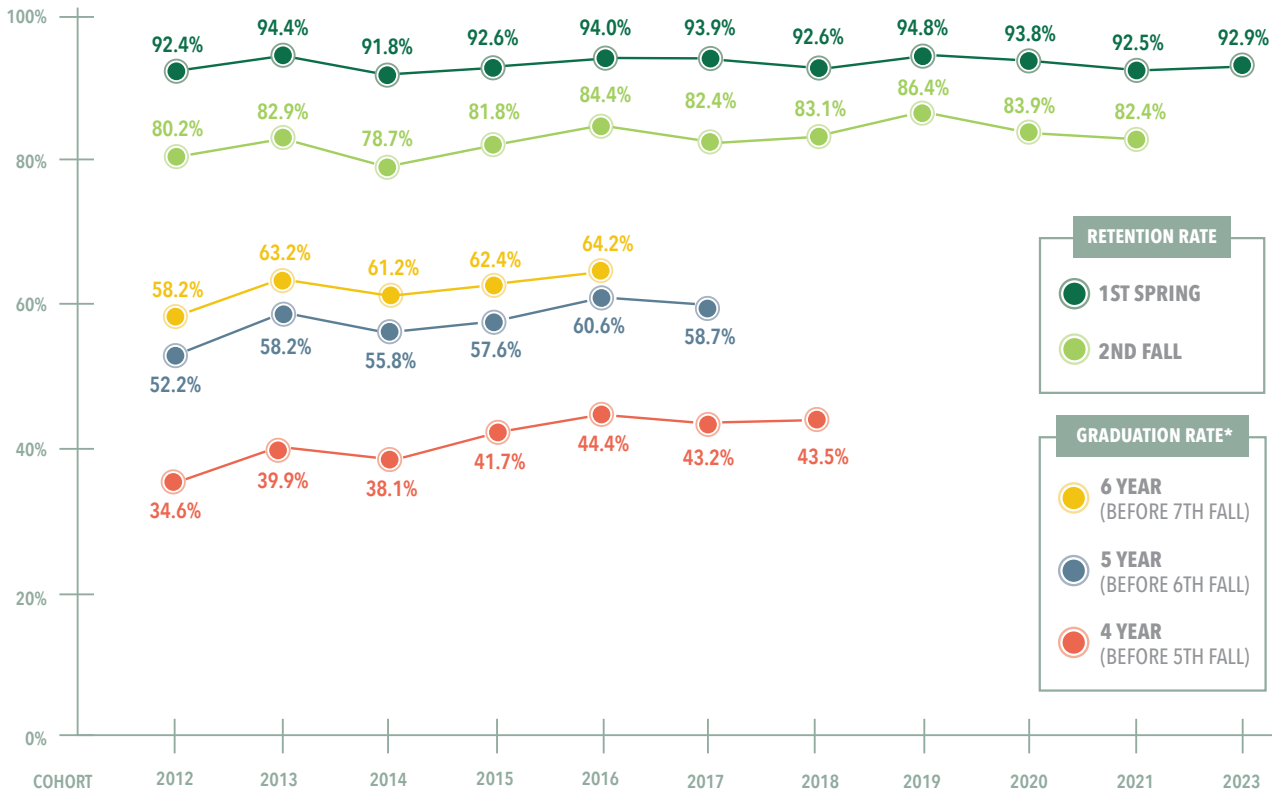
⁴ Doctor's degree - other - A doctor's degree that does not meet the definition of a doctor's degree - research/scholarship or a doctor's degree - professional practice. At UAB, this category includes the D.Sc.

SOURCE: UAB Institutional Effectiveness and Analysis, IPEDS Completions Reports

UAB RETENTION & GRADUATION RATES

FULL-TIME BACCALAUREATE-SEEKING FRESHMEN

2012–2022



*Includes baccalaureate recipients only.

SOURCE: UAB Institutional Effectiveness and Analysis

UAB REQUIRED STUDENT TUITION AND FEES¹

FALL 2022

		RESIDENT CHARGE	NON-RESIDENT CHARGE	DISTANCE LEARNING CHARGE
UNDERGRADUATE PROGRAMS				
ARTS & SCIENCES, JOINT HEALTH SCIENCES AND BUSINESS	Each semester hour of coursework	\$368	\$884	\$458
EDUCATION AND ENGINEERING	Each semester hour of coursework	\$378	\$910	\$472
HEALTH PROFESSIONS, NURSING, AND PUBLIC HEALTH	Each semester hour of coursework	\$434	\$1,045	\$525
DENTAL ASSISTING PROGRAM	Tuition per semester	\$2,133	\$4,936	N/A
DUAL ENROLLMENT PROGRAM (ARTS & SCIENCES AND BUSINESS)	Each semester hour of coursework	\$178.50	\$424.50	\$178.50
DUAL ENROLLMENT PROGRAM (EDUCATION AND ENGINEERING)	Each semester hour of coursework	\$178.50	\$424.50	\$178.50
CAMPUS DINING FEE²	Per semester	\$225	\$225	\$225
GRADUATE PROGRAMS				
ARTS & SCIENCES, BUSINESS, AND THE GRADUATE SCHOOL	Each semester hour of coursework	\$468	\$1,109	\$555
EDUCATION AND ENGINEERING	Each semester hour of coursework	\$482	\$1,141	\$571
HEALTH PROFESSIONS AND NURSING	Each semester hour of coursework	\$595	\$1,418	\$682
PUBLIC HEALTH	Each semester hour of coursework	\$484	\$1,142	\$571
JOINT HEALTH SCIENCES	Each semester hour of coursework	\$450	\$1,067	\$538
MEDICINE	General Tuition (annual charge)	\$31,198	\$62,714	N/A
DENTISTRY	General Tuition - Years 1, 2, 3, 4 (per term)	\$15,486	\$36,098	N/A
OPTOMETRY	General Tuition (per term)	\$9,657	\$18,004	N/A

¹ Includes Board-approved tuition and fees only.

² The campus dining fee is charged to undergraduates enrolling for 12 hours or more per semester during the fall and spring terms.

SOURCE: University of Alabama Board of Trustees Tuition and Fee Resolution

UAB STUDENT AID FUNDS AVAILABLE

2015–2016 THROUGH 2021–2022

	2015–2016	2016–2017	2017–2018	2018–2019	2019–2020	2020–20201	2021–20202
College Work Study	\$1,196,553	\$1,078,423	\$987,861	\$947,879	\$885,764	\$666,278	\$826,765
Federal Perkins Loan	\$1,494,849	\$2,047,501	\$1,706,236	0	0	0	0
Supplemental Educational Opportunity Grant	\$744,520	\$851,000	\$772,567	\$847,378	1,521,569	1,349,933	1,171,261
Subtotal, College Based Aid	\$3,435,922	\$3,976,924	\$3,466,664	\$1,795,257	\$2,407,333	\$2,016,211	\$1,998,026
Pell Grants	\$18,071,667	\$19,477,247	\$23,951,486	\$24,491,774	\$23,947,241	\$23,012,828	\$23,774,472
Health Professional Loans	\$668,000	\$685,138	\$1,109,865	\$930,612	\$998,859	\$831,971	\$1,052,346
Institutional Funds*	\$40,250,646	\$38,712,170	\$55,580,663	\$64,568,272	\$69,206,891	\$75,361,549	\$83,074,614
Loans						\$217,394	\$302,896
Scholarship Funds	\$40,250,646	\$38,712,170	\$55,580,663	\$64,568,272	\$69,206,891	\$75,144,155	\$82,771,718
Institutional Employment	–	–	–	–	–	–	–
State Funds**	\$576,618	\$793,382	\$749,363	\$987,807	\$1,255,129	\$1,629,630	\$1,626,798
Private Funds	\$8,383,412	\$11,119,621	\$16,056,076	\$13,491,370	\$18,438,011	\$13,161,821	\$14,443,195
Other Government Grants	\$162,307	\$171,205	\$141,793	\$131,286	\$196,626	\$128,565	\$134,877
Federal Direct Loans	\$143,657,488	\$156,045,991	\$166,559,116	\$168,319,723	\$167,022,890	\$167,571,020	\$157,658,371
Federal Direct Subsidized Loan (need-based)	\$21,644,370	\$22,888,786	\$24,266,177	\$23,819,137	\$22,588,579	\$20,000,232	\$18,187,675
Federal Direct Unsubsidized Loan (non-need)	\$99,687,617	\$105,066,680	\$110,879,827	\$110,639,047	\$108,550,546	\$112,294,870	\$105,788,568
Federal Direct Parent Loan (PLUS) (non-need)	\$8,899,380	\$10,833,484	\$11,477,951	\$13,619,577	\$13,272,008	\$10,678,062	\$10,331,840
Federal Direct Grad PLUS (non-need)	\$13,426,121	\$17,257,041	\$19,935,161	\$20,241,962	\$22,611,757	\$24,597,856	\$23,350,288
Total Funds	\$215,206,060	\$230,981,678	\$267,615,026	\$274,716,101	\$283,472,980	\$283,713,595	\$283,762,699
Percent Change from Previous Year	4%	7%	16%	3%	3%	0%	0%
Unduplicated Number of Recipients	15,450	16,613	16,365	18,288	19,291	19,705	19,263
Percent Change from Previous Year	1%	8%	-1%	12%	5%	2%	-2%
Unduplicated Number of Applicants	27,864	29,289	33,855	31,605	32,488	33,532	32,383
Percent Change from Previous Year	-5%	5%	16%	-7%	3%	3%	-3%

* Includes institutional employment.

** Includes state funded scholarships awarded to UAB students in Dentistry, Medicine, and Optometry.

NOTE: Data is for federal years, July through June.

SOURCE: UAB Office of Financial Aid, Office of Human Resource Management Information Systems

UAB FULL-TIME BACCALAUREATE-SEEKING FRESHMEN COHORTS

GRADUATION AND SUCCESS RATES WITH SELECTED VARIABLES

COHORTS 2009–2018, AS OF SUMMER 2022

	2009	2010	2011	2012	2013	2014	2015	2016	2017	2018
MEAN ACT	24.3	24.4	24.4	24.5	25.0	24.3	25.0	24.9	25.1	25.2
MEAN HIGH SCHOOL GPA	3.50	3.50	3.50	3.53	3.63	3.59	3.66	3.65	3.66	3.73
FIRST GENERATION	28.2%	31.5%	29.9%	30.7%	28.7%	29.2%	27.6%	27.8%	27.2%	28.9%
PELL GRANT RECIPIENTS DURING FIRST YEAR	29.7%	35.3%	36.4%	35.6%	33.7%	35.1%	33.8%	39.8%	37.5%	37.9%
MINORITY *	34.5%	38.5%	39.4%	38.2%	37.4%	41.7%	30.8%	33.9%	31.2%	30.4%
4-YEAR GRADUATION RATE	31.5%	30.2%	31.7%	34.6%	39.9%	38.1%	41.7%	44.5%	43.2%	43.5%
6-YEAR GRADUATION RATE	54.5%	53.0%	52.7%	58.2%	63.2%	61.1	62.4	64.2	–	–
6-YEAR TRANSFERS-OUT	23.9%	24.0%	27.7%	22.3%	19.0%	20.2	17.9	15.4	–	–
6-YEAR ENROLLMENT IN 7TH FALL	4.3%	4.7%	5.0%	4.4%	3.0%	3.4	3.2	3.7	–	–
6-YEAR SUCCESS RATE**	82.7%	81.7%	85.4%	84.9%	85.2%	84.7	83.5	83.3	–	–

* Minority includes Black or African American, Hispanic/Latino, American Indian or Alaskan Native, Native Hawaiian or Pacific Islander, and two or more races.

**Success rate = 6-year graduation rate + 6-year transfers-out + continued enrollment in the 7th fall.

SOURCE: UAB Institutional Effectiveness and Analysis

2022-2023 FACTS & FIGURES

FACULTY AND STAFF

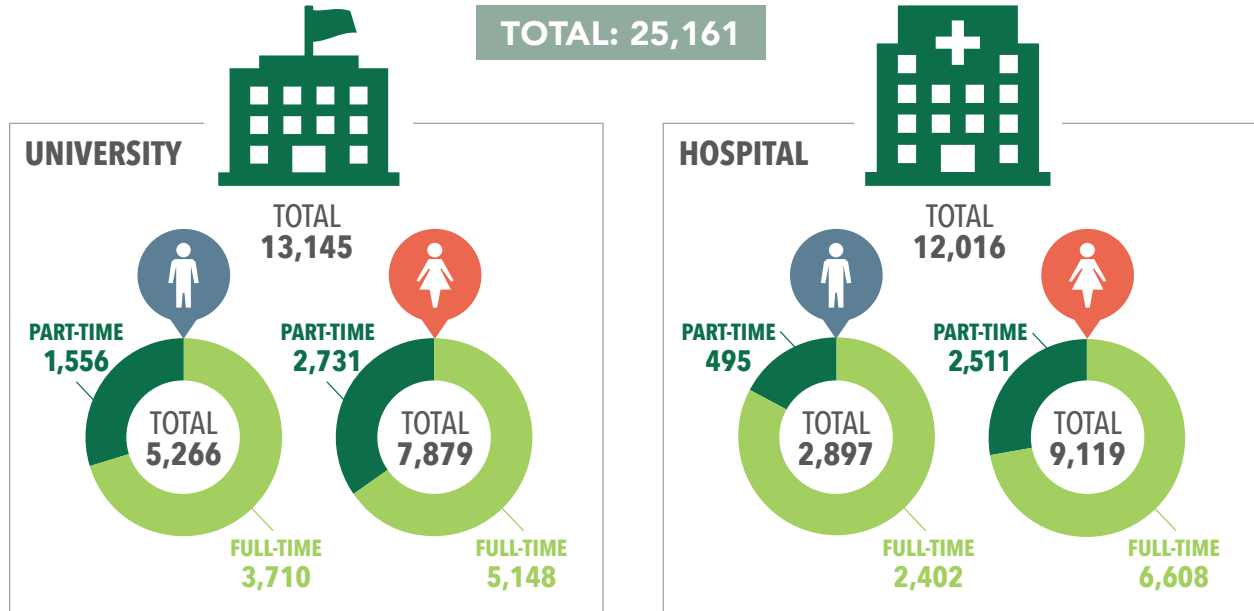


UAB WORK FORCE*

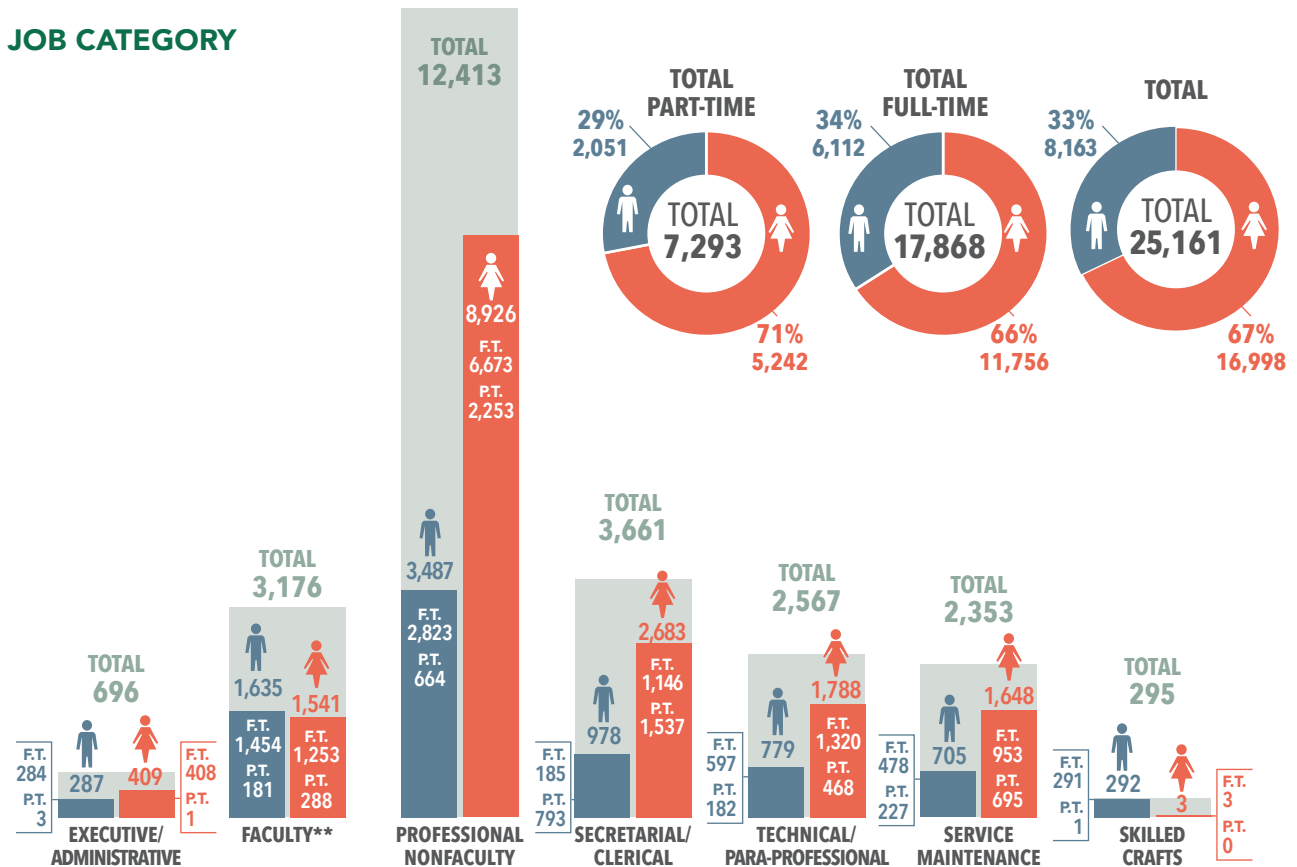
FY 2022-2023

ORGANIZATIONAL AREA

TOTAL: 25,161



JOB CATEGORY



* These figures include student workers, graduate assistants, hospital residents, postdoctoral employees, and adjunct instructors.

** Employees who also have faculty appointments are included in their primary occupational classification.

UAB WORK FORCE BY FULL-TIME AND PART-TIME*

2022–2023

ORGANIZATIONAL AREA	FULL-TIME		PART-TIME		TOTAL		GRAND TOTAL
	MEN	WOMEN	MEN	WOMEN	MEN	WOMEN	
UNIVERSITY	3,710	5,148	1,556	2,731	5,266	7,879	13,145
HOSPITAL	2,402	6,608	495	2,511	2,897	9,119	12,016
TOTAL	6,112	11,756	2,051	5,242	8,163	16,998	25,161

JOB CATEGORY							
EXECUTIVE/ADMINISTRATIVE	284	408	3	1	287	409	696
FACULTY**	1,454	1,253	181	288	1,635	1,541	3,176
PROFESSIONAL NONFACULTY	2,823	6,673	664	2,253	3,487	8,926	12,413
SECRETARIAL/CLERICAL	185	1,146	793	1,537	978	2,683	3,661
TECHNICAL/PARAPROFESSIONAL	597	1,320	182	468	779	1,788	2,567
SERVICE MAINTENANCE	478	953	227	695	705	1,648	2,353
SKILLED CRAFTS	291	3	1	0	292	3	295
TOTAL	6,112	11,756	2,051	5,242	8,163	16,998	25,161

* These figures include student workers, graduate assistants, hospital residents, postdoctoral employees, and adjunct instructors.

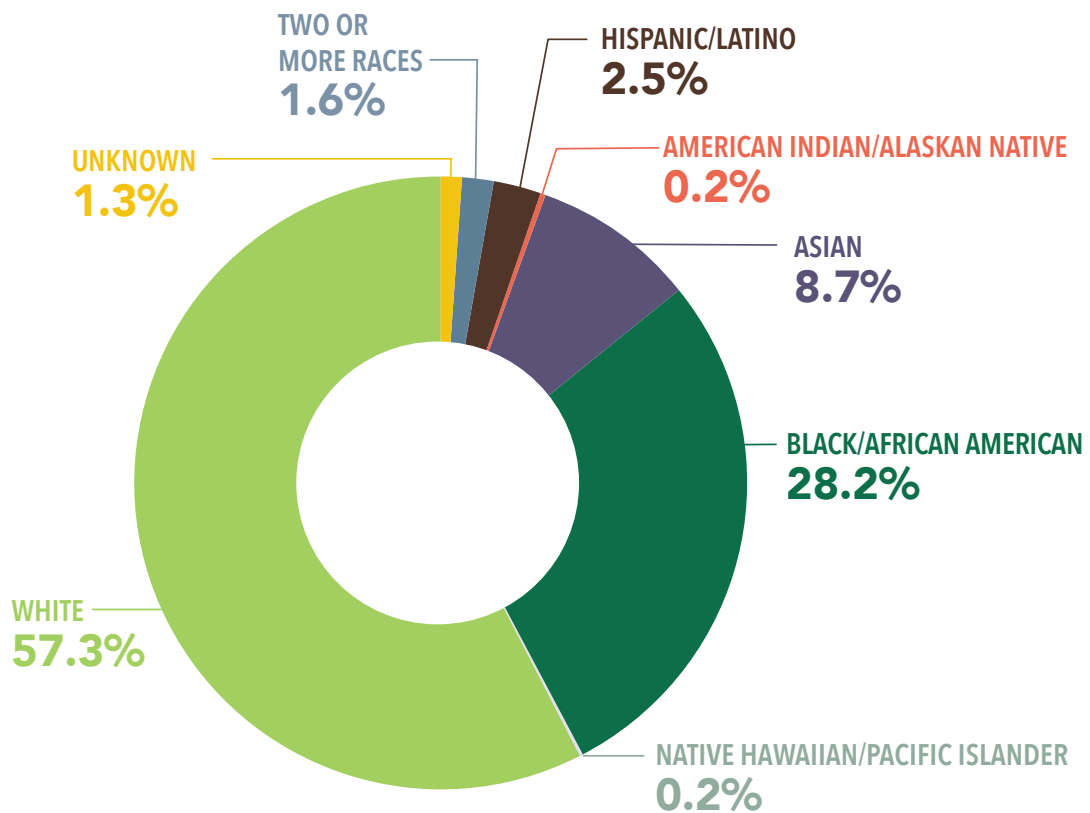
** Employees who also have faculty appointments are included in their primary occupational classification.

SOURCE: UAB Office of Human Resource Management Data Systems, data as of October of each year.

UAB WORK FORCE BY JOB CATEGORY*

FY 2022–2023*

	NON-RESIDENT ALIEN	HISPANIC/LATINO	AMERICAN INDIAN/ALASKAN NATIVE	ASIAN	BLACK/AFRICAN AMERICAN	NATIVE HAWAIIAN OR PACIFIC ISLANDER	WHITE	TWO OR MORE RACES	ETHNIC ORIGIN UNKNOWN	TOTAL
EXECUTIVE/ ADMINISTRATIVE	0	5	0	17	134	3	526	3	8	696
FACULTY**	0	120	8	527	231	2	2,255	29	4	3,176
PROFESSIONAL NONFACULTY	0	280	40	1,136	2,474	14	8,150	212	107	12,413
SECRETARIAL/ CLERICAL	0	98	3	386	1,528	28	1,381	70	167	3,661
TECHNICAL/ PARAPROFESSIONAL	0	49	4	69	1,053	0	1,325	40	27	2,567
SERVICE MAINTENANCE	0	63	5	54	1,589	1	588	45	8	2,353
SKILLED CRAFTS	0	2	2	1	86	0	200	3	1	295
TOTAL	0	617	62	2,190	7,095	48	14,425	402	322	25,161



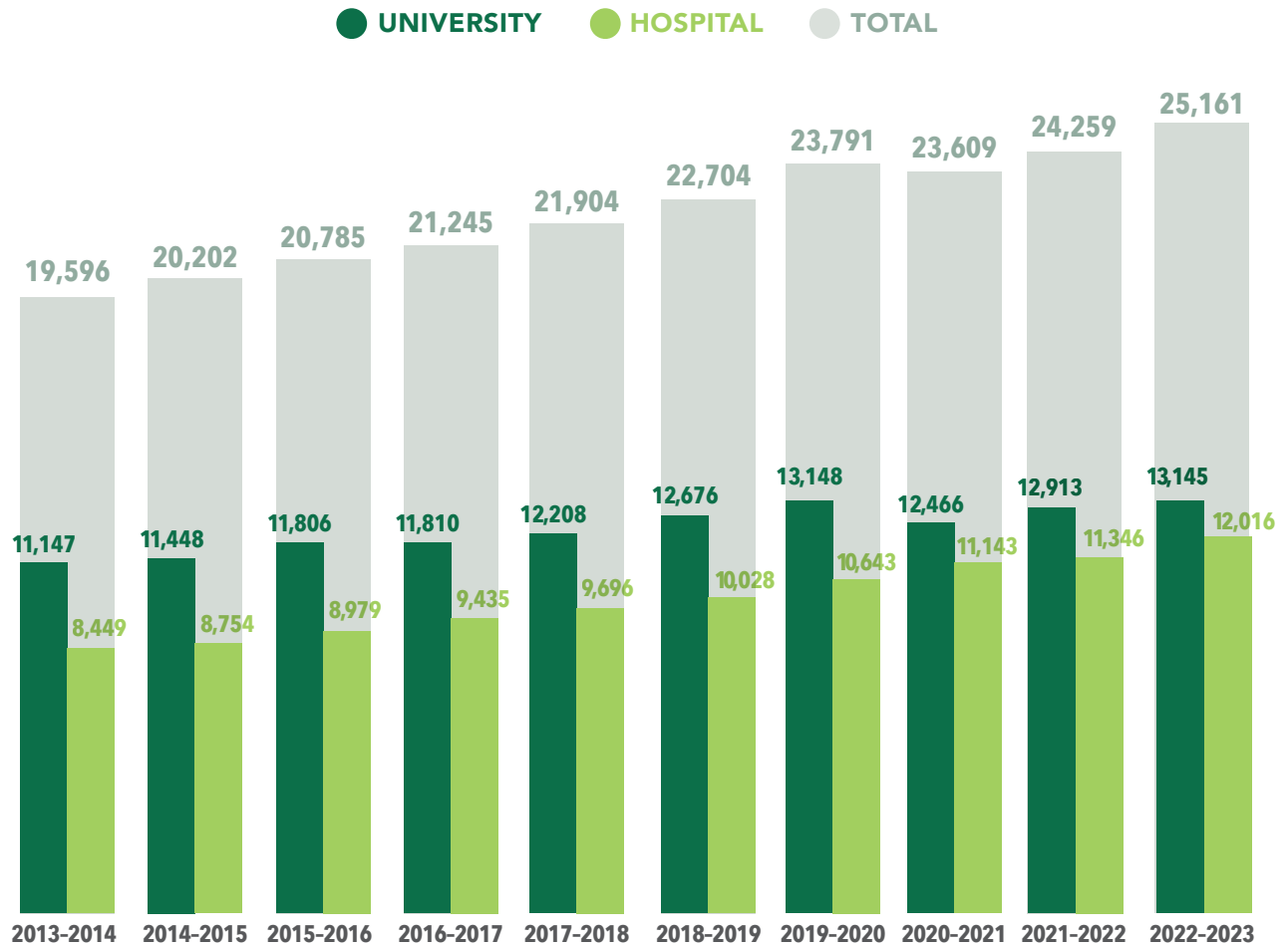
* These figures include student workers, graduate assistants, hospital residents, postdoctoral employees, and adjunct instructors.

** Employees who also have faculty appointments are included in their primary occupational classification.

SOURCE: UAB Office of Human Resource Management Data Systems, data as of October of each year.

UAB WORK FORCE BY AREA

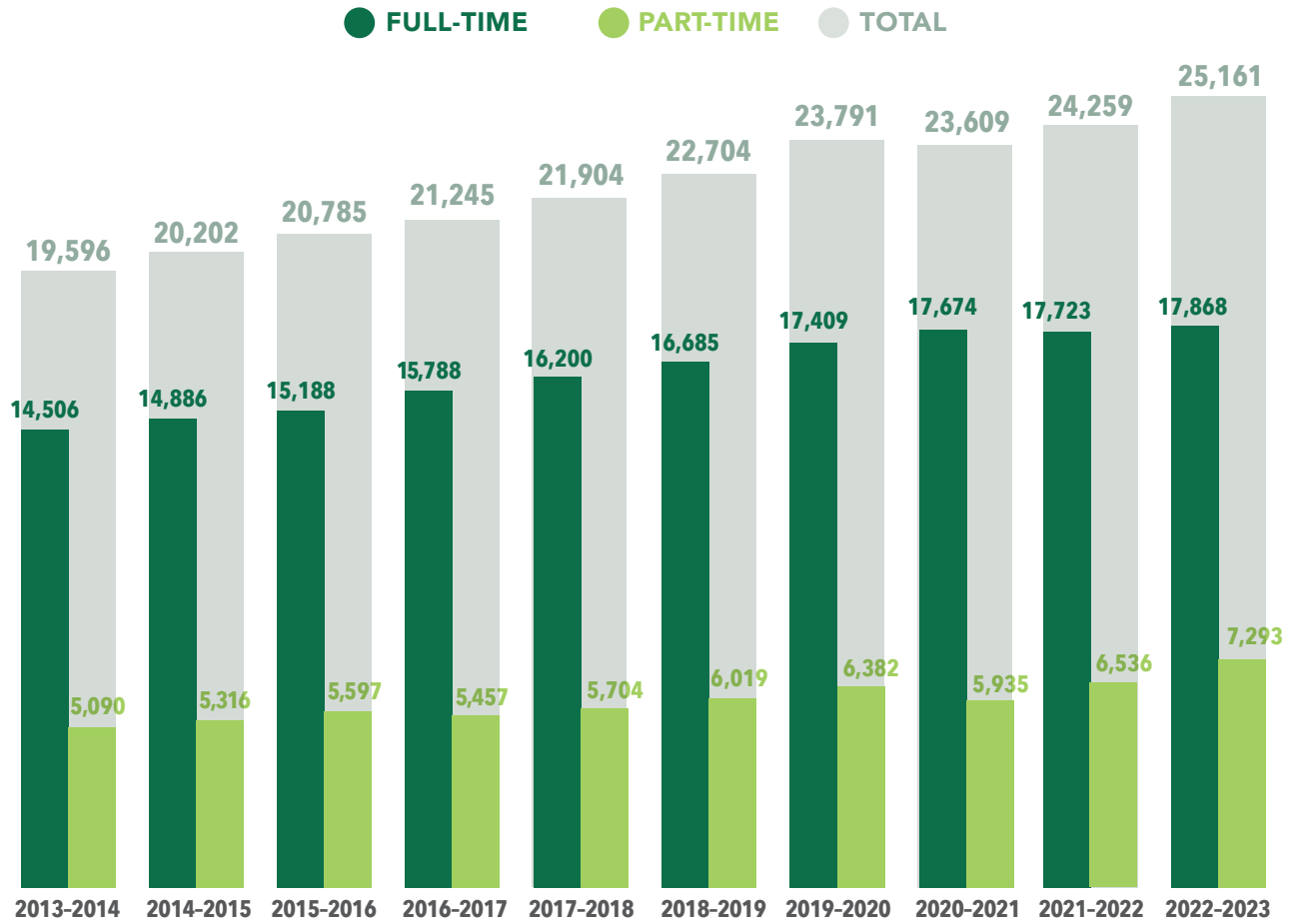
2013–2014 THROUGH 2022–2023



SOURCE: UAB Office of Human Resource Management Data Systems, data as of October of each year.

UAB WORK FORCE BY STATUS

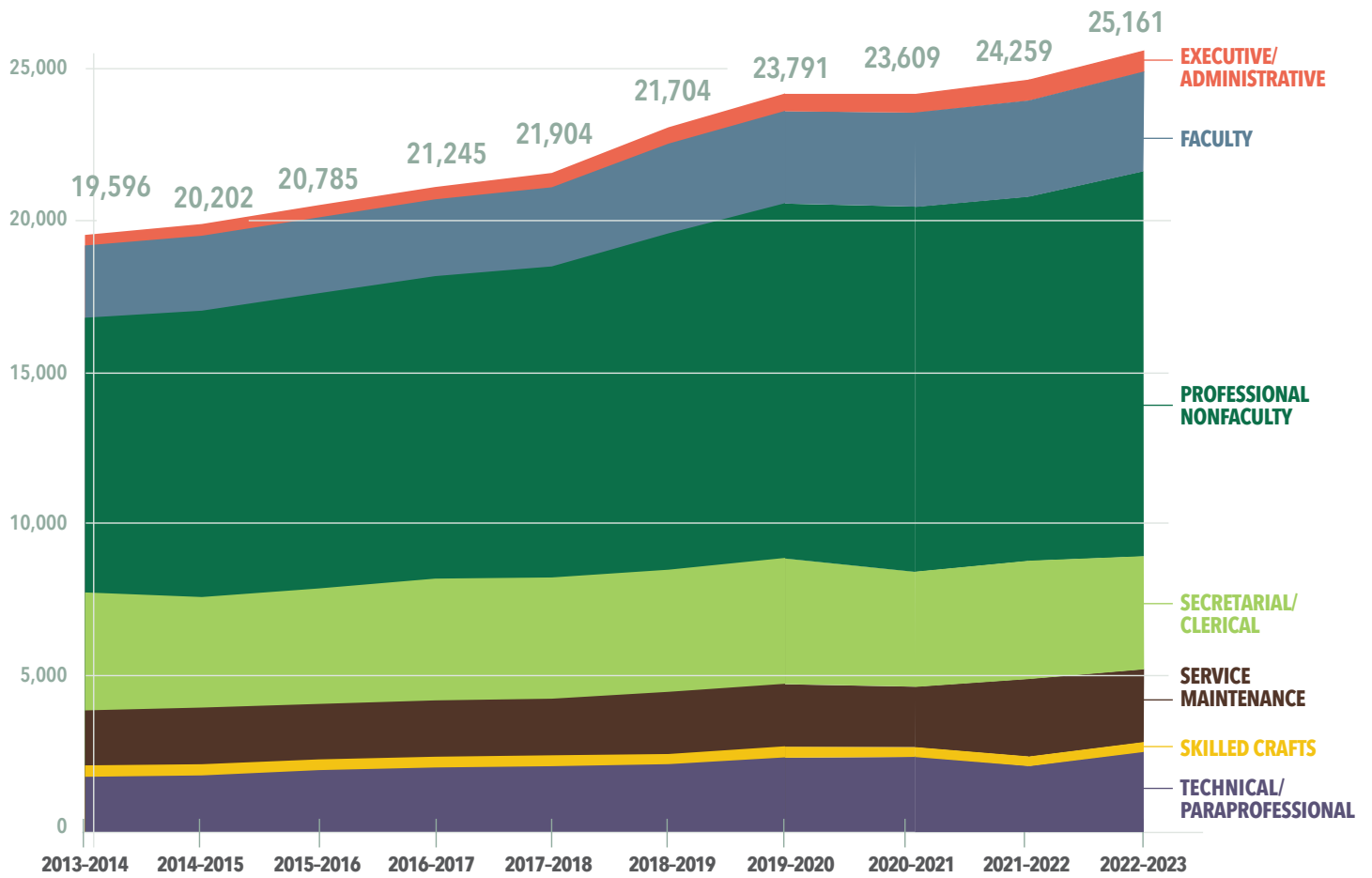
2013–2014 THROUGH 2022–2023



SOURCE: UAB Office of Human Resource Management Data Systems, data as of October of each year.

UAB WORK FORCE BY EEO CATEGORY

2013–2014 THROUGH 2022–2023



SOURCE: UAB Office of Human Resource Management Data Systems, data as of October of each year.

UAB WORK FORCE BY AREA, STATUS, GENDER AND JOB CATEGORY*

2015–2016 THROUGH 2022–2023

	2015-2016	2016-2017	2017-2018	2018-2019	2019-2020	2020-2021	2021-2022	2022-2023
BY AREA								
University	11,806	11,810	12,208	12,676	13,148	12,466	12,913	13,145
Hospital	8,979	9,435	9,696	10,028	10,643	11,143	11,346	12,016
TOTAL	20,785	21,245	21,904	22,704	23,791	23,609	24,259	25,161
BY STATUS								
Full-time	15,188	15,788	16,200	16,685	17,409	17,674	17,723	17,868
Part-time	5,597	5,457	5,704	6,019	6,382	5,935	6,536	7,293
TOTAL	20,785	21,245	21,904	22,704	23,791	23,609	24,259	25,161
BY GENDER								
Men	7,236	7,343	7,613	7,817	7,970	7,802	7,941	8,163
Women	13,549	13,902	14,291	14,887	15,821	15,807	16,318	16,998
TOTAL	20,785	21,245	21,904	22,704	23,791	23,609	24,259	25,161
BY JOB CATEGORY								
Executive/ Administrative	396	469	508	526	560	612	675	696
Faculty**	2,468	2,543	2,605	2,882	2,966	2,999	3,096	3,176
Professional Nonfaculty	9,719	9,994	10,440	10,808	11,398	11,654	11,746	12,413
Secretarial/Clerical	3,913	3,896	3,972	3,924	4,044	3,662	3,806	3,661
Technical/ Paraprofessional	2,133	2,174	2,198	2,240	2,458	2,448	2,507	2,567
Service Maintenance	1,810	1,818	1,831	1,998	2,009	1,922	2,125	2,353
Skilled Crafts	346	351	350	326	356	312	304	295
TOTAL	20,785	21,245	21,904	22,704	23,791	23,609	24,259	25,161

* These figures—for the campus, UAB Hospital, and School of Medicine/Joint Health Sciences—include student workers, hospital residents, postdoctoral employees, and adjunct instructors, but exclude postdoctoral trainees, volunteers, and vendors.

** Employees who also have faculty appointments are included in their primary occupational classification.

SOURCE: UAB Office of Human Resource Management Data Systems, data as of October each year.

UAB FULL-TIME WORK FORCE AND PAYROLL*

2012–2022

FULL-TIME WORK FORCE*				
YEAR	FULL-TIME NON-FACULTY	FULL-TIME FACULTY	TOTAL FULL-TIME WORK FORCE	CHANGE FROM PREVIOUS YEAR
2012	11,896	2,153	14,049	1.3%
2013	12,292	2,214	14,506	3.3%
2014	12,638	2,248	14,886	2.6%
2015	12,965	2,272	15,237	2.4%
2016	13,482	2,306	15,788	3.6%
2017	13,829	2,371	16,200	2.6%
2018	14,205	2,480	16,685	3.0%
2019	14,848	2,561	17,409	4.3%
2020	15,095	2,579	17,674	1.5%
2021	15,083	2,640	17,723	0.3%
2022	15,152	2,716	17,868	0.8%

* These figures—for the campus, UAB Hospital, and School of Medicine/Joint Health Sciences—include student workers, hospital residents, postdoctoral employees, and adjunct instructors, but exclude postdoctoral trainees, volunteers, and vendors.

SOURCE: UAB Office of Human Resources Management Data Systems, Compliance Statistics as of October each year.

PAYROLL			
YEAR	PAYROLL	CHANGE FROM PREVIOUS YEAR	
		AMOUNT	PERCENT
2012	\$940,152,494	\$40,863,787	4.5%
2013	\$991,780,793	\$51,628,299	5.5%
2014	\$1,039,682,992	\$47,902,199	4.8%
2015	\$1,081,341,773	\$41,658,781	4.0%
2016	\$1,127,408,676	\$46,066,903	4.3%
2017	\$1,203,387,115	\$75,978,439	6.3%
2018	\$1,245,905,165	\$42,518,050	3.4%
2019	\$1,299,268,238	\$53,363,073	4.3%
2020	\$1,341,194,364	\$41,926,126	3.2%
2021	\$1,438,830,908	\$97,636,544	7.3%
2022	\$1,569,222,384	\$130,391,476	9.1%

SOURCE: UAB Payroll Department Calendar Year Total (does not include fringe benefits)

UAB FULL-TIME FACULTY BY RANK, GENDER AND TENURE STATUS*

FALL 2022

Academic Unit	MEN		WOMEN		TOTAL	
	Number	Tenured	Number	Tenured	Number	Tenured
ARTS AND SCIENCES						
Professor	69	67	31	29	100	96
Associate	59	50	51	38	110	88
Assistant	37	0	44	1	81	1
Instructor	7	0	10	0	17	0
Other	0	0	0	0	0	0
TOTAL	172	117	136	68	308	185
BUSINESS						
Professor	16	15	5	4	21	19
Associate	14	12	4	4	18	16
Assistant	8	0	7	0	15	0
Instructor	8	0	7	0	15	0
Other	0	0	0	0	0	0
TOTAL	46	27	23	8	69	35
DENTISTRY						
Professor	16	13	4	1	20	14
Associate	12	4	10	5	22	9
Assistant	7	0	12	0	19	0
Instructor	0	0	0	0	0	0
Other	0	0	0	0	0	0
TOTAL	35	17	26	6	61	23
EDUCATION						
Professor	3	3	9	9	12	12
Associate	7	7	8	8	15	15
Assistant	2	0	14	0	16	0
Instructor	3	0	4	0	7	0
Other	0	0	0	0	0	0
TOTAL	15	10	35	17	50	27
ENGINEERING						
Professor	16	14	2	2	18	16
Associate	17	11	3	2	20	13
Assistant	2	0	1	0	3	0
Instructor	4	0	1	0	5	0
Other	0	0	0	0	0	0
TOTAL	39	25	7	4	46	29
HEALTH PROFESSIONS						
Professor	15	15	16	16	31	31
Associate	15	9	17	11	32	20
Assistant	17	0	47	0	64	0
Instructor	0	0	6	0	6	0
Other	0	0	0	0	0	0
TOTAL	47	24	86	27	133	51
MEDICINE**						
Professor	346	267	156	103	502	370
Associate	263	69	187	48	450	117
Assistant	354	0	323	0	677	0
Instructor	13	0	24	0	37	0
Other	0	0	0	0	0	0
TOTAL	976	336	690	151	1,666	487
NURSING						
Professor	2	2	19	13	21	15
Associate	7	3	21	4	28	7
Assistant	8	0	40	0	48	0
Instructor	11	0	43	0	54	0
Other	0	0	0	0	0	0
TOTAL	28	5	123	17	151	22
OPTOMETRY						
Professor	8	7	7	2	15	9
Associate	0	0	4	0	4	0
Assistant	5	0	5	0	10	0
Instructor	0	0	0	0	0	0
Other	0	0	0	0	0	0
TOTAL	13	7	16	2	29	9
PUBLIC HEALTH						
Professor	15	15	14	12	29	27
Associate	10	6	10	7	20	13
Assistant	5	0	23	0	28	0
Instructor	0	0	1	0	1	0
Other	0	0	0	0	0	0
TOTAL	30	21	48	19	78	40
LIBRARIES						
Professor	1	0	2	0	3	0
Associate	3	0	10	0	13	0
Assistant	3	0	10	0	13	0
Instructor	0	0	3	0	3	0
Other	0	0	0	0	0	0
TOTAL	7	0	25	0	32	0
UAB TOTAL						
Professor	507	418	265	191	772	609
Associate	407	171	325	127	732	298
Assistant	448	0	526	1	974	1
Instructor	46	0	46	0	92	0
Other	0	0	0	0	0	0
TOTAL	1,408	589	1,215	319	2,623	908

* Figures include employees with full-time regular faculty appointments.

** Includes Academic Joint Departments

SOURCE: UAB Office of Human Resource Management Information Systems, as of October each year.

HIGHEST DEGREES OF UAB FULL-TIME FACULTY*

BY SCHOOL AND RANK

FALL 2022

Academic Unit	Academic or Professional Doctorate	Master's	Bachelor's/ Other	Total
ARTS AND SCIENCES				
Professor	99	1	0	100
Associate	110	0	0	110
Assistant	72	9	0	81
Instructor	6	11	0	17
Other	0	0	0	0
TOTAL	287	21	0	308
BUSINESS				
Professor	21	0	0	21
Associate	18	0	0	18
Assistant	14	1	0	15
Instructor	2	13	0	15
Other	0	0	0	0
TOTAL	55	14	0	69
DENTISTRY				
Professor	20	0	0	20
Associate	22	0	0	22
Assistant	18	1	0	19
Instructor	0	0	0	0
Other	0	0	0	0
TOTAL	60	1	0	61
EDUCATION				
Professor	12	0	0	12
Associate	15	0	0	15
Assistant	15	1	0	16
Instructor	3	4	0	7
Other	0	0	0	0
TOTAL	45	5	0	50
ENGINEERING				
Professor	18	0	0	18
Associate	19	1	0	20
Assistant	3	0	0	3
Instructor	0	5	0	5
Other	0	0	0	0
TOTAL	40	6	0	46
HEALTH PROFESSIONS				
Professor	31	0	0	31
Associate	32	0	0	32
Assistant	43	20	1	64
Instructor	0	6	0	6
Other	0	0	0	0
TOTAL	106	26	1	133

Academic Unit	Academic or Professional Doctorate	Master's	Bachelor's/ Other	Total
MEDICINE**				
Professor	502	0	0	502
Associate	447	2	1	450
Assistant	672	3	2	677
Instructor	34	3	0	37
Other	0	0	0	0
TOTAL	1,655	8	3	1,666
NURSING				
Professor	21	0	0	21
Associate	28	0	0	28
Assistant	48	0	0	48
Instructor	23	31	0	54
Other	0	0	0	0
TOTAL	120	31	0	151
OPTOMETRY				
Professor	15	0	0	15
Associate	4	0	0	4
Assistant	10	0	0	10
Instructor	0	0	0	0
Other	0	0	0	0
TOTAL	29	0	0	29
PUBLIC HEALTH				
Professor	29	0	0	29
Associate	20	0	0	20
Assistant	27	1	0	28
Instructor	1	0	0	1
Other	0	0	0	0
TOTAL	77	1	0	78
LIBRARIES				
Professor	1	2	0	3
Associate	1	12	0	13
Assistant	0	13	0	13
Instructor	0	3	0	3
Other	0	0	0	0
TOTAL	2	30	0	32

UAB TOTAL				
Rank	Academic or Professional Doctorate	Master's	Bachelor's/Other	Total
Professor	769	3	0	772
Associate	716	15	1	732
Assistant	922	49	3	974
Instructor	69	76	0	145
Other	0	0	0	0
TOTAL	2,476	143	4	2,623

* Figures include employees with full-time regular faculty appointments.

** Includes Academic Joint Departments

SOURCE: UAB Office of Human Resource Management Information Systems, as of October each year.

ENDOWED POSITIONS AT UAB

John G. Kelton, M.D., Endowed Chair in Hematology-Oncology (2023)
 Triton Endowed Professorship in Neurobiology (2023)
 R.C. Bourge Endowed Professorship in Advanced Heart Disease (2023)
 Dr. Charles W. Breaux and Ann K. Breaux Endowed Visiting Professorship in Cardiothoracic Surgery (2023)
 Converted from an endowed support fund (2011) to professorship (2023)
 Dr. James and Vicki Orr Endowed Professorship in Women's Oncology (2022)
 Converted from an endowed support fund (2014) to professorship
 Jiri Mestecky Endowed Professorship in Microbiology (2022)
 Converted from an endowed faculty scholar (2021) to professorship
 Jay M. McDonald, M.D., Endowed Chair in Laboratory Medicine (2022)
 Converted from an endowed professorship (2015) to chair
 Ray L. Watts, M.D., - Heersink Endowed Chair in Neurology (2022)
 Mary Heersink Endowed Chair in Global Health (2022)
 Michael Friedlander, Ph.D. – Heersink Endowed Professorship (2022)
 Martha Robinson Tankersley Endowed Professorship in Transplant Clinical Excellence (2022)
 Doreen C. Harper, Ph.D., RN, FAAN, Endowed Professorship in Nursing (2022)
 Jeanne M. Marrazzo, M.D., M.P.H., Endowed Professorship in Innovation and Advancement through Mentorship (2022)
 Converted from an endowed support fund (2018) to chair and renamed (2022)
 Emmet O'Neal II Endowed Professorship in Lunch Cancer Research (2022)
 Koikos-Petelos-Jones-Bragg ROAR Endowed Professorship for Cancer Research (2022)
 J. Frank Barefield, Jr., Endowed Chair in Communities and Crime (2022)
 J. Frank Barefield, Jr., Endowed Professorship in Entrepreneurship (2022)
 Charles S. Ackerman Endowed Professorship in Parkin's Disease (2022)
 Louise T. Chow, Ph.D. – Heersink Endowed Chair in Biochemistry and Molecular Genetics (2022)
 Magic City LGBTQ Health Studies Endowed Chair (2022) converted from endowed scholar (2018) to professorship (2019) to chair (2022)
 Selwyn M. Vickers, M.D., F.A.C.S., Endowed Chair in the Department of Surgery (2022) converted from an endowed scholar (2020)
 Charles S. Ackerman Endowed Professorship in Neurology (2010)
 Robert B. Adams Endowed Professorship in Pathology (2014)
 Maurice S. Albin, M.D. Endowed Professorship in Anesthesiology (2005)
 Abroms Endowed Professorship for the Department of Otolaryngology (2020)
 Endowed Professorship in Airway Biology (2017)
 The C. Bruce Alexander Endowed Professorship in Pathology (2017)
 Charles A. Alford, M.D. Endowed Chair in Pediatric Infectious Diseases (2001)
 Anderson Family Endowed Chair in Urology (2018)
 Hilda B. Anderson Endowed Chair in Nephrology (2011)
 Robert and Ruth Anderson Endowed Chair in Pathology (2006)
 Anderson Family Endowed Chair in Medical Education, Research and Patient Care (2007)
 Anderson Family Endowed Professorship in Nephrology (2020)
 Thomas E. Andreoli Endowed Chair in Nephrology (2013) converted from Professorship (2001) to Chair (2013)
 The Arthritis Foundation, Alabama Chapter Endowed Chair in Pediatric Rheumatology (2007)
 J. Max Austin Jr., M.D. Endowed Chair in Gynecologic Oncology (2008) converted from Professorship (2000) to Chair (2008)
 Endowed Professorship in Bacteriology (2017)
 Baker-Dean Endowed Professorship in Interventional Cardiology (2000)
 William C. Bailey, M.D., Endowed Chair in Pulmonary Disease (2015) converted from the Eminent Scholar Chair in Pulmonary Diseases (1989)
 Sarah Katherine Bateh Endowed Professorship for Rett Syndrome (2017)
 Donna Brown Banton Endowed Professorship in Nursing (2005)
 George W. Barber Jr. Foundation Professorship in Otolaryngology/Head and Neck Surgery (1993)
 Lionel M. Barger Jr., M.D. Chair in Pediatric Cardiology (1996)
 Endowed Professorship in Basic Research in the Department of Dermatology (2015)
 Mary and Bill Battle Endowed Professorship in Multiple Myeloma (2021)
 Eric W. Baum, M.D. Endowed Professorship in Dermatology (2014)
 J. Claude Bennett, M.D. Endowed Professorship in Rheumatology and Immunology (2012)
 Bergman/Pinkston Endowed Professorship in Physical Therapy (2007)
 Kirby I. Bland, M.D., Endowed Professorship in Surgery (2018)
 Blue Cross and Blue Shield of Alabama Endowed Chair in Health Economics (2017)

NOTE: Date in parentheses is the year established. A listing of current holders of each endowed position can be found at the bottom of the sidebar on the website of the UAB Development Office: www.uab.edu/give/campaign/ways-to-give/endowment

SOURCE: Minutes, the Board of Trustees of the University of Alabama; campus records

ENDOWED POSITIONS AT UAB CONTINUED

John H. Blue Chair of General Surgery (2001)
 Robert C. Bourge and Cutessa D. Bourge Endowed Professorship in Cardiovascular Disease (2016)
 Rachel Z. Booth Endowed Chair in Nursing (1997)
 Mary J. Bradford Endowed Professorship in Gastroenterology (1998)
 Ben Vaughan Branscomb Chair of Medicine in Respiratory Disease (1990)
 The Breast Cancer Research Foundation Endowed Professorship (2020)
 Brigham Family Endowed Professorship in Trauma and Acute Care Surgery (2021)
 Jane H. Brock-Florence Nightingale Endowed Professorship in Nursing (2018)
 William Austin Brown Endowed Professorship (2020)
 William O'Neal Brown, D.M.D., Endowed Professorship for the School of Dentistry (2021)
 Anton J. Bueschen, M.D. Endowed Chair in Urologic Surgery and Research (2006)
 Paul W. Burlison, M.D., Endowed Professorship in Internal Medicine (2018)
 Wallace R. Bunn Chair in Telecommunications (1992)
 C. E. Butterworth Jr., M.D. Professorship in the Department of Nutrition Sciences (1996)
 Endowed Professorship in Cancer Pathobiology (2012)
 Eivor and Alston Callahan, M.D., Endowed Chair in Ophthalmology (2017)
 Benjamin Monroe Carraway, M.D. Endowed Chair in Anesthesiology (1997)
 Dr. William C. Carter Endowed Professorship in French and Proust Studies (2011)
 David Hill Chestnut Endowed Professorship in Anesthesiology (2013)
 Neil E. Christopher, M.D. Endowed Professorship in Family and Community Medicine (2001)
 C. Glenn Cobbs, M.D. Endowed Chair in Infectious Disease (2014) converted from professorship to chair (2020)
 Charles A. and Patsy W. Collat Endowed Chair in Neurosurgery (2006) converted from Professorship (2005) to Chair (2006)
 Patsy W. and Charles A. Collat Endowed Professorship in Neuroscience (2014)
 William H. Coleman, Sr., M.D., Huntsville Family Medicine Endowed Professorship (2019)
 Bruce F. Connell, M.D., Endowed Chair in Plastic Surgery (2020)
 Max and Lorayne Cooper Endowed Professorship in Ophthalmology Residency Training (2014)
 Sir David Cox Endowed Professorship in Biostatistics (2010)
 Ellen Gregg Shook Culverhouse Chair in Gynecologic Oncology (1998)
 Dennis Endowed Professorship in Glaucoma Research (2018)
 Dental Alumni – Joseph F. Volker Chair of Clinical Dentistry (1982)
 Department of Medicine Endowed Professorship in Lung Biology (2015)
 Department of Medicine Endowed Professorship in Environmental Medicine (2015)
 Renamed from Lung Immunology to Environmental Medicine (2021)
 Detraz Endowed Professorship in Polycystic Kidney Disease (2018)
 Endowed Chair in Developmental Psychology (2006)
 Endowed Professorship in Diabetes Prevention and Control (2013)
 Arnold G. Diethelm Endowed Chair in Transplantation Surgery (2004)
 William E. Dismukes Endowed Professorship in Infectious Diseases (2008)
 Edwin M. Dixon Endowed Chair in Neonatology (2000)
 Heman E. Drummond Endowed Chair of Psychiatry (1988)
 Nancy E. Dunlap Endowed Chair in Pulmonary Diseases (2016)
 James E. Elder, M.D. Endowed Professorship for Graduate Education (2012)
 Endowed Professorship in Emergency Medicine (2021)
 Edward A. Ernst, M.D. Endowed Professorship in Anesthesiology (2001)
 James H. Estes Family Endowed Chair for Lung Cancer Research (2009)
 The James and Pat Estes Alzheimer's Disease Endowed Professorship (2019)
 Endowed Professorship in Experimental Cancer Therapeutics (2012)
 EyeSight Foundation of Alabama Endowed Chair of Ophthalmology (1999)
 Ona M. Faye-Petersen Endowed Professorship in Pathology (2021)
 Featheringill Endowed Chair for Cardiac Arrhythmia Research (2011) converted from Professorship (2006) to Chair (2011)
 Will Ferniany Endowed Professorship in Healthcare Leadership (2021)
 Wayne H. and Sara Crews Finley Chair of Medical Genetics (1986)
 Kelley and C.T. Fitzpatrick Endowed Chair in Ophthalmology (2019)
 Charles E. Flowers Jr. Endowed Chair of Obstetrics and Gynecology (2002) converted from Professorship (1985) to Chair (2002)
 Rebecca Gale Endowed Professorship for Alzheimer's Disease (2019)

NOTE: Date in parentheses is the year established. A listing of current holders of each endowed position can be found at the bottom of the sidebar on the website of the UAB Development Office: www.uab.edu/give/campaign/ways-to-give/endowment

SOURCE: Minutes, the Board of Trustees of the University of Alabama; campus records

ENDOWED POSITIONS AT UAB CONTINUED

James Garber Galbraith Chair in Neurosurgery (1992)
 Endowed Professorship in Gastroenterology and Hepatology (2019)
 Simon Gelman, M.D., Ph.D. Endowed Professorship in Anesthesiology (2001)
 Endowed Professorship in Genetics (2021)
 Geropsychiatry Research Chair (1993)
 Goodrich Endowed Chair in the Institute for Innovation and Entrepreneurship (2017)
 Goodrich Endowed Chair in Cardiovascular Surgery (2020)
 T. Michael and Gillian Goodrich Endowed Chair in Engineering Excellence (2014)
 J. W. and Virginia Goodwin - Warren D. Blackburn Jr. Research Chair in Rheumatology (1993)
 Hazel Gore, M.D. Endowed Professorship in Gynecologic Pathology (2011)
 William "Student" Sealy Gosset Endowed Professorship in Biostatistics in the School of Public Health (2008)
 Jeanne and Ann Griffin Chair for Women's Cancer Research (1997)
 Nancy R. and Eugene C. Gwaltney Family Endowed Chair in Medical Research (2003)
 Nancy R. and Eugene C. Gwaltney Family Endowed Chair in Juvenile Diabetes Research (2007)
 Alfred Habeeb Chair in Anesthesiology (1992)
 Hale-Stephens ROAR Endowed Professorship for Distinctive Radiation Oncology Research (2020)
 James H. Halsey, Jr., M.D. Endowed Professorship of Neurology (2015)
 Ruth Lawson Hanson Chair of Medicine in Diabetes and Metabolism (1967)
 Joy and Bill Harbert Endowed Chair in Cancer Genetics (2001)
 Kathryn and Raymond Harbert Endowed Chair in Psychiatry (2021)
 Marguerite Jones Harbert – Gene V. Ball, M.D. Endowed Chair in Rheumatology (2006)
 Bruce Harris Jr., M.D. Endowed Professorship in Obstetrics and Gynecology (1999)
 Elmer and Glenda Harris Endowed Chair in Cardiovascular Disease (2004)
 Dr. Tinsley R. Harrison Endowed Chair in Medical Resident Education (2011) converted from Professorship (2002) to Chair (2011)
 Griffith R. Harsh Endowed Chair in Neurosurgery (2009) converted from Professorship (2006) to Chair (2009)
 Wyatt and Susan Haskell Endowed Chair for Medical Excellence (2007) converted from Professorship (2007) to Chair in 2021
 Vera Hauptfeld-Dolejssek, Ph.D., Endowed Professorship in Transplant Immunology (2021)
 John C. Hauth Endowed Professorship in Maternal Fetal Medicine (2015)
 James P. Hayes Jr. Endowed Professorship in Gastrointestinal Oncology (2012)
 Gustavo R. Heudebert, M.D., MACP, Endowed Professorship in General Internal Medicine (2020)
 James Johnston Hicks Chair of Otolaryngology/Head and Neck Surgery (1989)
 Julius N. Hicks Endowed Chair in Otolaryngology/Head and Neck Surgery (2005)
 S. Richardson Hill Jr. Professorship in Endocrinology (1988)
 Thomas P. Hinman Dental Meeting Endowed Professorship in Comprehensive Dentistry (2012)
 Basil I. Hirschowitz Endowed Chair in Gastroenterology (1996) converted from Professorship (1988) to Chair (1996)
 Charles and Alice Hohenberg Professorship in Pulmonary and Critical Care Medicine (1996)
 Howard L. Holley Research Chair in Rheumatology (1987)
 John H. Holt, Jr., M.D. and Nancy M. Holt Endowed Professorship in Cardiovascular Medicine (2019)
 Howard W. Houser Endowed Professorship in Health Administration (2014)
 Endowed Professorship in Immunology (2016)
 Endowed Professorship in Infectious Disease (2017)
 Endowed Professorship in Infectious Disease Translational Research (2016)
 Endowed Professorship in Informatics (2015)
 Marie S. Ingalls Endowed Chair in Nephrology Leadership (2006) converted from Professorship (2001) to Chair (2006)
 Charles Byron Ireland Chair of Psychiatric Research (1973)
 Fay B. Ireland Endowed Chair for the Dean of the School of Nursing (2011)
 Katharine Reynolds Ireland Chair of Pediatrics (1992)
 Kathy Ireland Chair in Psychiatric Research (1992)
 John S. Jemison Jr. Visiting Professorship in the Humanities (1986)
 Charlene A. Jones Endowed Chair in Neuroimmunology (2014)
 Dr. Thomas W. Jones Endowed Professorship in Oral and Maxillofacial Surgery (2012)
 L. R. Jordan Chair in Health Services Administration (1988)
 John A. and Ruth R. Jurenko Endowed Professorship in Neurology (2013)
 Hugh Kaul Precision Medicine Institute Endowed Professorship (2018)
 Fay Fletcher Kerner Chair of Surgery (1973) converted from Professorship (1964) to Chair (1973)

NOTE: Date in parentheses is the year established. A listing of current holders of each endowed position can be found at the bottom of the sidebar on the website of the UAB Development Office: www.uab.edu/give/campaign/ways-to-give/endorment

SOURCE: Minutes, the Board of Trustees of the University of Alabama; campus records

ENDOWED POSITIONS AT UAB CONTINUED

Eleanor E. Kidd Endowed Chair in Primary Care Medicine (2007) converted from Professorship (2003) to Chair (2007)
 Robert Y. Kim Outstanding Educator Endowed Chair in Radiation Oncology (2007)
 F. Cleveland Kinney Endowed Chair in Geriatric Psychiatry (2007)
 James K. Kirklin Endowed Chair of Cardiothoracic Surgery (2010)
 James K. Kirklin, M.D., Endowed Visiting Professorship in Cardiothoracic Surgical Sciences (2015)
 John W. Kirklin Chair of Cardiovascular Surgery (1980)
 Robert B. Kyle Professorship and Chair in Rehabilitation Medicine (1974)
 Lakeshore Foundation Endowed Chair in Health Promotion and Rehabilitation Sciences (2012)
 Antoine Lavoisier Endowed Professorship of Energetics and Healthy Lifestyles (2015)
 James C. and Elizabeth T. Lee Chair in Biochemistry (1993)
 James C. Lee Jr. Endowed Chair for the Dean of the School of Medicine (2011)
 William A. Lell, M.D Paul N. Samuelson, M.D. Endowed Professorship in Anesthesiology (2003)
 Lemak-IVY ROAR Endowed Professorship for Novel Radiation Oncology Clinical Research (2020)
 Patrick H. Linton Professorship of Psychiatry (1987)
 Albert F. LoBuglio Endowed Chair for Translational Cancer Research (2006)
 Loeb Eminent Scholar Chair in Pediatrics (1992)
 Jarman F. Lowder Endowed Professorship in Neuroscience (2012)
 Jane Knight Lowe Chair of Medicine in Rheumatology (2001) converted from Professorship (1986) to Chair (2001)
 Robert G. Luke, M.D. Endowed Chair in Transplant Nephrology (2013) converted from Professorship (2001) to Chair (2013)
 Endowed Professorship in Airways Disease (2022) renamed (2022) from Endowed Professorship in Lung Development and Regeneration (2017)
 Dr. Champ Lyons Endowed Chair in General Surgery (1997)
 Caldwell Marks Endowed Chair in Cancer Oncology (2005)
 Jeanne V. Marks Endowed Chair in Cardiovascular Research (1999)
 Alma B. Maxwell – UAHSF Endowed Chair in Biomedical Research (2008)
 Martha Ann and David L. May Endowed Chair in Cancer Research (1999)
 Charles A. McCallum Chair of Oral and Maxillofacial Surgery (1985)
 Charles H. McCauley Chair of Microbiology (1978)
 Jay M. McDonald, M.D. Endowed Professorship in Experimental Pathology (2010)
 Renamed from Bone Pathobiology to Experimental Pathology in 2021
 Jay M. McDonald, M.D. Endowed Professorship in Laboratory Medicine (2015)
 Holt A. McDowell Jr., M. Endowed Chair of Vascular Surgery (2007)
 Evelyn F. McKnight Endowed Chair for Learning and Memory in Aging (2006) converted from Professorship (2004) to Chair (2006)
 Alice McNeal, M.D. Endowed Chair in Anesthesiology (1998)
 Gwen McWhorter Endowed Chair in Geriatric Medicine (2002)
 Endowed Professorship in Medicine (2015)
 Ruby F. Meredith Outstanding Clinician Radiation Oncology Endowed Chair (2007) converted from Professorship (2004) to Chair (2007)
 The Meyer Foundation William J. Koopman Endowed Professorship in Immunology and Rheumatology (2013)
 Nathan E. Miles Endowed Chair of Ophthalmology (1996)
 Olivia Turlington Miller Endowed Chair of Cancer Genetics (2015)
 Endowed Professorship in Mitochondrial Medicine and Pathology (2011)
 Jean B. Morris Endowed Professorship in Honor of Chi-Tsou Huang, M.D. for Excellence in Clinical Care, Research & Teaching (2016)
 Robert W. Mowry, M.D. Endowed Professorship in Pathology (2008)
 Endowed Professorship in Musculoskeletal Outcomes Research (2016)
 Moon H. Nahm, M.D., Endowed Chair (2021) converted from professorship (2015) to chair (2021) and renamed (2021)
 Endowed Professorship in Nephrology Quasi Endowment (2018)
 Endowed Professorship in Nephrology Research (2013)
 Albert Oberman, M.D., Endowed Professorship in Cardiovascular Disease (2018)
 John S. Odess Chair in Otolaryngology/Head and Neck Surgery (1993)
 Marie L. O’Koren Endowed Chair in Nursing (1992)
 O’Neal-Sokol Breast Cancer Research Foundation of Alabama Endowed Chair (2015) converted from a professorship (2012) to chair (2015)
 Endowed Chair in Obstetrics and Gynecology (1985)
 Renamed from the J. Marion Sims Endowed Chair in Obstetrics and Gynecology in 2020
 A. D. Pacifico, M.D. Endowed Chair of Cardiovascular Surgery (2002)
 Parkinson Association of Alabama Endowed Professorship (2021)
 Edward E. Partridge, M.D., Endowed Chair for Cancer Disparity Research (2017)

NOTE: Date in parentheses is the year established. A listing of current holders of each endowed position can be found at the bottom of the sidebar on the website of the UAB Development Office: www.uab.edu/give/campaign/ways-to-give/endowment

SOURCE: Minutes, the Board of Trustees of the University of Alabama; campus records

ENDOWED POSITIONS AT UAB CONTINUED

Endowed Professorship in Polar or Marine Biology (2001)
 John W. Poynor Endowed Professorship for Otolaryngology (2018)
 Quetelet Endowed Professorship in Public Health (2012)
 Emmett G. and Beverly S. Parrish Endowed Professorship (2001)
 Endowed Professorship in Pediatrics (2019)
 Department of Radiology Visiting Professor Endowment Fund (1989)
 Vishnu Reddy Translational Research in Pathology Endowed Professorship (2018)
 Renamed from The Translational Research Endowed Professorship in Pathology in 2021
 Regions Institute for Financial Education Endowed Professorship (2016)
 Bee McWane Reid Endowed Chair in Psychiatry and Neurobiology (2014) converted from Professorship (2012) to Chair (2014)
 Christine S. Ritchie, M.D., Endowed Chair in Palliative Care Leadership (2015)
 Susan and Dowd Ritter/RPB Endowed Chair in Ophthalmology Research (2015)
 ROAR Southeast Cancer Foundation Endowed Chair in Radiation Oncology (2013) converted from Professorship (2013) to Chair (2013)
 Leonard H Robinson Endowed Chair in Pathology (1998)
 James R. Rosen Chair in Dental Research (1990)
 Michael S. Saag, M.D., Endowed Professorship in Infectious Diseases (2019)
 Merle M. Salter Chair of Radiation Oncology (1995)
 John D. Sherrill Chair of Orthopedic Surgery (1970)
 Elisabeth Ridgely Shook Endowed Chair in Psychiatry and Behavioral Neurobiology (2001)
 Gene P. Siegal Endowed Professorship in Pathology (2021)
 SK Bioscience Endowed Chair in Pneumonia Research (2019) converted from Professorship to Chair (2021)
 Margaret Cameron Spain Chair in Obstetrics and Gynecology (1998)
 Spencer Chair in Medical Science Leadership (1992)
 Evalina B. Spencer Chair in Oncology (1994)
 Sharon Spencer Endowed Chair in Translational Radiation Oncology (2017)
 Virginia B. Spencer Endowed Professorship in Neuroscience (2012)
 John T. and Juanelle D. Strain Endowed Chair in Neurology (2006)
 Jim Straley Endowed Chair in AIDS Research (2007)
 Tate Jordan Thomas Professorship in Psychiatric Medicine (1994)
 Transplant Nephrology Clinical Research Professorship (2001)
 The Vivian Conatser Turner Endowed Professorship in Psychiatry (2017)
 UAB Alumni and Friends Professorship in Accounting (1990)
 UAB Cardiovascular Surgical Research Chair (2004) converted from Professorship (1980) to Chair (2004)
 UAB Orthodontic Alumni Endowed Professorship (2011)
 UAHSF Endowed Chair in Biomedical Research (2008) converted from Professorship (2005) to Chair (2008)
 The University of Alabama School of Dentistry Alumni Association Endowed Professorship (2015)
 United Therapeutics Endowed Professorship in Pulmonary Vascular Disease (2013)
 Peter D. Waite Endowed Professorship in Oral and Maxillofacial Surgery (2016)
 David G. Warnock, M.D., Endowed Professorship in Academic Nephrology (2021)
 Warren Family Endowed Chair in Neurology (2013) converted from Professorship (2012) to Chair (2013)
 Anna Lois Waters Chair of Medicine in Rheumatology (1970)
 Mary Gertrude Waters Chair of Cardiovascular Medicine (1972)
 Newman H. Waters Chair of Clinical Pharmacology (1992)
 Dr. Tommy Weatherford/Dr. Kent Palcanis Endowed Professorship in Dentistry (2015)
 Webb Chair in Nutrition Sciences (2001)
 Ben S. Weil Chair of Industrial Distribution (1986)
 Virginia Loeb Weil Endowed Professorship in Medical Education (2013)
 Wells Fargo Endowed Chair in Business Administration (2006) converted from Professorship (2004) to Chair (2006)
 John N. Whitaker Endowed Chair in Neurology (2005) converted from Professorship (2003) to Chair (2005)
 David Hart White Endowed Professorship for Brain Cancer Research (2021)
 Gay and Bew White Endowed Chair in Pediatric Oncology (2015)
 White-McKee Endowed Professorship in Ophthalmology (2018)
 Helen and Robert Whitley Endowed Chair of Pediatrics (2022) converted from professorship (2016) to chair (2022)
 Witten-Stanley Endowed Chair in Radiology (1997)

TOTAL FULLY FUNDED ENDOWED POSITIONS	
Chairs	129
Professorships	115
TOTAL	244

NOTE: Date in parentheses is the year established. A listing of current holders of each endowed position can be found at the bottom of the sidebar on the website of the UAB Development Office: www.uab.edu/give/campaign/ways-to-give/endowment

SOURCE: Minutes, the Board of Trustees of the University of Alabama; campus records

UAB FACULTY AWARDS AND HONORS

SPECIAL PROFESSORSHIPS AND APPOINTMENTS

DISTINGUISHED PROFESSORS

David B. Allison, Ph.D. (2010-present)	Louise T. Chow, Ph.D. (2020-present)	Gary R. Hunter, Ph.D. (2014-present)	Navin C. Nanda, M.D. (2011-present)
Mohammad Athar, Ph.D. (2019-present)	James Cimino, M.D. (2021-present)	Thomas N. James, M.D. (1981-1987-emeritus, 2005)	Jan Novak, Ph.D. (2022-present)
Steven N. Austad, Ph.D. (2014-present)	William C. Cockerham, Ph.D. (2017-emeritus, 2005)	Yakov Kasman, D.M.A. (2018-present)	Jerry Oakes, M.D. (2021-present)
Samuel B. Barker, Ph.D. (1976-2002)	Colin J. Davis, Ph.D. (2013-present)	John F. Kearney, Ph.D. (2014-present)	Shin J. Oh, M.D. (2007-present)
Stephen Barnes, Ph.D. (2018-present)	Harriet P. Dustan, M.D. (1985-emerita, 1988)	Eugenia Kharlampieva, Ph.D. (2022-present)	Suzanne Oparil, M.D. (2014-present)
Khurram Bashir, M.D., M.P.H., FANA (2022-present)	Charles E. Flowers Jr., M.D. (1985-emeritus, 1985)	William J. Koopman, M.D. (2005-emeritus, 2005)	James A. Pittman Jr., M.D. (1992-emeritus, 1992)
J. Claude Bennett, M.D. (1996-emeritus, 1996)	Walter B. Frommeyer, M.D. (1968-1979)	Bruce R. Korf, M.D., Ph.D. (2022-present)	David E. Pollio, Ph.D. (2014-present)
William Benoit, Ph.D. (2021-present)	Kihtarō Fujhasi, DDS, Ph.D. (2018-emeritus)	Timothy R. Levine, Ph.D. (2015-present)	Gene Siegal, M.D. (2021-present)
Smita Bhatia, M.D. (2021-present)	Aurelio Galli, Ph.D. (2022-present)	Albert F. LoBuglio, M.D. (2005-present)	Sergio Stagno, M.D. (2010-present)
J. Edwin Blalock, Ph.D. (2018-present)	Gregg H. Gilbert, DDS, MBA, FAAHD, FACD (2018-present)	Champ Lyons, M.D. (1964-1965)	Trygve Tollefsbol, Ph.D., D.O. (2021-present)
Nancy Borkowski, DBA (2020-present)	Tinsley R. Harrison, M.D. (1964-1978)	Sadis Matalon, Ph.D. (2013-present)	Uday Kumar Vaidya, Ph.D. (2014-present)
Ben Vaughan Branscomb, M.D. (1989-emeritus, 1989)	S. Richardson Hill Jr., M.D. (1987-emeritus, 1994-2003)	Charles A. McCallum, D.M.D., M.D. (1993-emeritus, 1998)	Joseph F. Volker, D.D.S., Ph.D. (1982-1989)
William J. Britt, M.D. (2018-present)	George Howard, DrPH (2020-present)	Raymond A. Mohl, Ph.D. (2005-2015)	Richard J. Whitley, M.D. (2009-present)
William C. Carter, Ph.D. (2004-emeritus, 2009)	Virginia Howard, Ph.D. (2020-present)	Navin C. Nanda, M.D. (2011-present)	J Michael Wyss, M.D. (2021-present)
Waldemar A. Carlo, M.D. (2018-present)		Jimmy D. Neill, Ph.D. (1994-emeritus, 2004)	

UNIVERSITY PROFESSORS

Karlene K. Ball, Ph.D.; Developmental Psychology (2009-present)	Jay Goldman, D.Sc.; Engineering (2013-emeritus)	James B. McClintock, Ph.D.; Polar and Marine Biology (2003-present)	Henry Panion, Ph.D.; Music (2000-present)
Eta S. Berner, Ed.D.; Health Services Administration (2020-present)	Kent T. Keyser, Ph.D.; Optometry (2013-present)	Dalton E. McFarland, Ph.D.; Management (1972-emeritus, 1983)	James Rachels, Ph.D.; Philosophy (1983-2003)
Frederick W. Conner, Ph.D.; Humanities (1976-emeritus, 1978)	Jennifer L. Kilgo, Ed.D.; Early Childhood Special Education (2013-present)	Sergey B. Mirov, Ph.D.; Physics (2010-present)	Craig T. Ramey, Ph.D.; Psychology (1997-2002)
	Jack E. Lemons, Ph.D.; Prosthodontics (2015-emeritus, 2009)	Sylvie Mrug, Ph.D.; Psychology (2021-present)	Edward Taub, Ph.D.; Psychology (2000-present)
			David C. Schwebel, Ph.D.; Psychology (2016-present)

DISTINGUISHED SERVICE PROFESSORS

Joseph H. Appleton, Ph.D.; Civil Engineering (1984-emeritus, 1990)
Milly Cowles, Ph.D.; Education (1987-emerita, 1989)
Jay Goldman, D.Sc.; Engineering (2001-emeritus)
Fain A. Guthrie, Ed.D.; Education (1980-emeritus, 1988)
S. Robert Hernandez, Dr.PH.; Health Services Admin. (2016-Present)
Maryann M. Manning, Ed.D.; Education (2007-emerita, 2007-2013)
George E. Passey, Ph.D.; Psychology (1985-emeritus, 1985)
J. Dudley Pewitt, D.B.A.; Business (1990-1994)
Elizabeth Stullenbarger, D.S.N.; Nursing (2010-emerita, 2011)
Rosalina N. Scripa, Ph.D.; Engineering (2016-emerita, 1976)

UNIVERSITY SCHOLARS

William F. Bridgers, M.D.; Public Health (1991-1992)
W. Jack Duncan, Ph.D.; Management (2007-emeritus, 1987-2008)
Virginia V. Hamilton, Ph.D.; History (1981-emerita, 1987)
David E. Harrell, Ph.D.; History (1976-1981; 1985-1990)
Jimmy W. Mays, Ph.D.; Chemistry (2001)
David L. Sparks, Ph.D.; Psychology (1976-1981)
James F. Tent, Ph.D.; History (1990-emeritus, 2010)
Yogesh K. Vohra, Ph.D.; Physics (2001-present)

Dates shown represent date of appointment and/or departure from UAB.

UAB FACULTY AWARDS AND HONORS

NATIONAL RECOGNITIONS

FULBRIGHT SCHOLARS

1965-1967	Abdullah A. Khatri Psychology	1994-1995	Roger T. Lewis Mathematics
1977-1978	Blaine A. Brownell American and Urban Studies	1995-1996	Voytek Zubek Political Science
	Henry N. McCarl Economics	1995-1997	Mary Umlauf Nursing
1981-1982	Ruth B. LaMonte Education	1996-1997	Tee Hiatt Health Services Administration
	J. Walter Mason Environmental Health	1997-1998	Robert A. McLean Health Administration
1982-1983	Daniel R. Lesnick History	1999-2000	Paul Pedersen Education
	Eul Soo Pang History	2002-2003	Jack E. Davis History
1983-1984	Thomas L. St. Pierre Chemistry	2003-2004	Lynda Harrison Nursing
1985-1986	Kathleen S. Logan Anthropology	2004-2005	John Van Sant History
	James F. Mersmann English		Mohammad A. Khaled Nutrition Sciences
	Bruce P. Wheatley Anthropology	2006-2007	Douglas C. Heimburger Nutrition Sciences
1986-1987	W. Jack Duncan Management	2007-2008	Akhlaque Haque Public Administration
	John D. Jones Student Affairs	2011-2012	David Schwebel Psychology (Specialist Award)
	Charles W. Nance Anthropology		Chandrika Piyathilake Medical Sciences
	Larry G. Wharton English		Maja Altarac Public Health
1987-1988	Ralph A. Johnson Center for Labor Education & Research	2013-2014	Peter Anderson Pathology (Specialist Award)
	Mohammed A. Khaled Nutrition Sciences	2014-2015	Stephanie Yates Finance (Specialist Award)
1989-1990	Thomas L. Powers Marketing	2017-2018	Suzanne Judd Public Health
	Frederick P. Smith Criminal Justice	2018-2019	Quamarul Hassan Dentistry
1990-1991	Richard M. Gargiulo Special Education		Chandrika Piyathilake Medical Sciences
1991-1992	Jane M. Christian Anthropology	2019-2020	Suzanne Judd Biostatistics
	Stephen O. Glosecki English		
1992-1993	Bruce Freeman Anesthesiology		
1993-1994	Beverly Hawk Political Science		
	Virginia D. Gauld Student Affairs		

SOURCE: Minutes, the Board of Trustees of the University of Alabama; campus records

UAB FACULTY AWARDS AND HONORS

DISTINGUISHED FACULTY LECTURERS

1964	Dr. Tinsley R. Harrison, Professor of Medicine	1994	Dr. Arnold G. Diethelm, Fay Fletcher Kerner Professor and Chair, Department of Surgery
1965	Dr. Champ Lyons, Professor and Chairman, Department of Medicine	1995	Dr. Albert F. LoBuglio, Director, UAB Cancer Center
1966	Dr. Joseph F. Volker, Vice President for Health Affairs	1996	Dr. Gail H. Cassell, Professor and Chair, Dept. of Microbiology
1967	Dr. Thomas E. Hunt, Professor of Anatomy	1997	Dr. Suzanne Oparil, Professor of Medicine
1968	Dr. Samuel B. Barker, Director of Graduate Studies	1998	Dr. Richard J. Whitley, Professor of Pediatrics, Microbiology, and Medicine
1969	Dr. Howard L. Holley, Professor of Medicine	1999	Dr. Albert D. Pacifico, John W. Kirklin Professor of Cardiovascular Surgery
1970	Dr. Sidney B. Finn, Professor of Dentistry	2000	Dr. Larry J. DeLucas, Director, UAB Center for Biophysical Sciences and Engineering
1971	Dr. Walter B. Frommeyer, Distinguished Professor, University of Alabama	2001	Dr. Robert L. Goldenberg, Charles E. Flowers Professor of Obstetrics and Gynecology
1972	Dr. Charles A. McCallum, Dean, School of Dentistry	2002	Dr. Eric Hunter, Director, Center for AIDS Research
1973	Dr. J. Garber Galbraith, Professor of Surgery	2003	Dr. J. Russell Lindsey, Professor Emeritus of Genomics and Pathobiology
1974	Dr. Elizabeth C. Crosby, Professor Emerita of Anatomy	2004	Dr. William J. Koopman, Professor and Chairman, Department of Medicine
1975	Dr. John W. Kirklin, Fay Fletcher Kerner Professor and Chairman, Department of Surgery	2005	Dr. Jay M. McDonald, Professor and Chairman, Department of Pathology
1976	Dr. S. Richardson Hill Jr., Vice President for Health Affairs	2006	Dr. Jack Lemons, Professor, Department of Prosthodontics
1977	Dr. Thomas N. James, Mary Gertrude Waters Professor of Cardiology and Chairman, Department of Medicine	2007	Dr. Dale J. Benos, Professor, Dept. of Physiology & Biophysics
1978	Dr. Marie L. O'Koren, Dean, School of Nursing	2008	Dr. Robert P. Kimberly, Professor, Department of Medicine
1979	Dr. J. Claude Bennett, Professor and Chairman, Department of Microbiology	2009	Dr. Suzanne Michalek, Professor, Department of Microbiology
1980	Dr. John R. Durant, Director, Comprehensive Cancer Center	2010	Dr. Edward E. Partridge, Professor, School of Medicine
1981	Dr. James A. Pittman Jr., Dean, School of Medicine	2011	Dr. David B. Allison, Professor, School of Public Health
1982	Dr. Max D. Cooper, Professor of Pediatrics	2012	Dr. Stephen Barnes, Professor, Pharmacology and Toxicology
1983	Drs. Wayne and Sara Finley, Director and Co-Director, Laboratory of Medical Genetics	2013	Dr. John F. Kearney, Professor, Department of Microbiology
1984	Dr. Harriet P. Dustan, Director, Cardiovascular Research and Training Center	2014	Dr. Kirby I. Bland, Fay Fletcher Kerner Professor and Chair, Department of Surgery
1985	Dr. Leonard H. Robinson, Dean, School of Dentistry	2015	Dr. Sergio Stagno, Distinguished Professor and Chair Emeritus of Pediatrics
1986	Dr. C. E. Butterworth, Professor and Chairman, Department of Nutrition Sciences	2016	Dr. Karen Meneses, Professor and Associate Dean for Research and Scholarship, School of Nursing
1987	Dr. Dan W. Urry, Director, Laboratory of Molecular Biophysics	2017	Dr. Victor Darley-Usmar, Endowed Professor of Mitochondrial Medicine and Pathology
1988	Dr. Basil I. Hirschowitz, Professor of Medicine	2018	Dr. Mona Fouad, Senior Associate Dean, Diversity and Inclusion, School of Medicine
1989	Dr. Harold M. Fullmer, Professor Emeritus of Pathology	2019	Dr. Gregg H. Gilbert, Distinguished Professor and Chair, Dept. of Clinical and Community Sciences School of Dentistry
1990	Dr. Juan M. Navia, Dean, School of Public Health	2020-21	Dr. Robert Centor, Professor Emeritus, Dept. of Medicine
1991	Dr. Lionel M. Barger Jr., Professor Emeritus of Pediatric Cardiology	2022	Dr. Smita Bhatia, Director of Institute for Cancer Outcomes and Survivorship, School of Medicine
1992	Dr. Jiri F. Mestecky, Professor of Microbiology		
1993	Dr. Charles E. Bugg, Director, Center for Macromolecular Crystallography		

Academic or administrative appointment shown for each lecturer is the primary appointment held at the time of selection as Distinguished Faculty Lecturer.

SOURCE: UAB Public Relations and Marketing

UAB FACULTY AWARDS AND HONORS

ELLEN GREGG INGALLS/NATIONAL ALUMNI SOCIETY AWARD FOR EXCELLENCE IN CLASSROOM TEACHING AT UAB

1967-1970	Dr. Hubert H. Harper, Associate Professor of English and Classical Languages	1996-1997	Dr. Colin J. Davis, Associate Professor of History
1970-1971	Ms. Charlotte Gafford, Instructor in English	1997-1998	Dr. Carl E. McFarland Jr., Professor and Chair of Psychology
1971-1972	Dr. Hubert H. Harper, Associate Professor of English and Classical Languages	1998-1999	Dr. Anne M. Cusic, Instructor in Biology
1972-1973	Mr. James Dupuy, Instructor in Mathematics	1999-2000	Dr. Jerry T. Aldridge, Professor of Education
1973-1974	Dr. Robert L. Penny, Assistant Professor of English	2000-2001	Dr. Joe K. Gerald, Assistant Professor in Surgical Physician Assistant Program
1974-1975	Dr. Glenda Elliott, Assistant Professor of Education	2001-2002	Dr. Maryann M. Manning, Professor of Education
1975-1976	Dr. John S. Coley, Professor of English	2002-2003	Dr. J. Barry Andrews, Professor and Chair of Materials Science and Engineering
1976-1977	Dr. Roberta A. Long, Associate Professor of Education	2003-2004	Mr. Ollie S. Powers III, Associate Professor of Accounting
1977-1978	Dr. Maryann M. Manning, Assoc. Prof. of Education	2004-2005	Dr. Ellen Buckner, Associate Professor of Nursing
1978-1979	Dr. Gary L. Manning, Associate Professor of Education	2005-2006	Dr. Sandra Jean O'Neal, Professor and Chair of Prosthodontics
1979-1980	Dr. Carl E. McFarland Jr., Asst. Prof. of Psychology	2006-2007	Dr. Rosalia N. Scripa, Professor of Engineering
1980-1981	Mr. James H. Hawk, Lecturer in Physics	2007-2008	Dr. Ferris J. Ritchey, Professor of Sociology
1981-1982	Dr. Loudell Ellis-Robinson, Professor of Accounting	2008-2009	Dr. Peter V. Anderson, Professor of Pathology
1982-1983	Ms. Lillian Naumann, Instructor in Biology	2009-2010	Dr. Charles L. Watkins, Professor of Chemistry
1983-1984	Dr. David A. Conner, Professor and Chair of Electrical Engineering	2010-2011	Dr. Robin D. Foley, Associate Professor of Materials Science and Engineering
1984-1985	Dr. Lee R. Summerlin II, Professor of Chemistry	2011-2012	Dr. Alan Eberhardt, Professor of Engineering
1985-1986	Dr. James F. Mersmann, Associate Professor of English	2012-2013	Dr. Gregg M. Janowski, Professor of Engineering
1986-1987	Mr. Ollie S. Powers III, Assistant Professor of Accounting	2013-2014	Dr. Pauline Jolly, Professor, School of Public Health
1987-1988	Dr. Ada W. Long, Associate Professor of English	2015-2016	Dr. Joseph G. Van Matre, Professor, Collat School of Business
1988-1989	Dr. J. Barry Andrews, Professor of Materials Science and Engineering	2016-2017	Dr. Robert M. Centor, Professor and Regional Dean, Huntsville
1989-1990	Dr. Michael R. Bowers, Assistant Professor of Marketing	2017-2018	Dr. Michael E. Sloane, Assistant Professor of Psychology
1990-1991	Dr. Stephen O. Glosecki, Associate Professor of English	2018-2019	Dr. Gustavo (Tavo) R. Heudebert, Division of General Internal Medicine
1991-1992	Dr. Thomas P. Edmonds, Professor of Accounting	2019-2020	Dr. Jennifer L. Kilgo, Dept. of Curriculum Instruction
1992-1993	Dr. Fouad H. Fouad, Associate Professor of Civil Engineering	2020-2021	Dr. Robin Lester, Department of Neurobiology
1993-1994	Dr. Gregory E. Pence, Professor of Philosophy	2021-2022	Dr. Jacqueline Nikles, Chemistry Professor, College of Arts and Sciences
1994-1995	Ms. Virginia S. Volker, Instructor in Biology		
1995-1996	Ms. Judy Taylor, Assistant Professor in Nursing		

Date shown is the academic year covered by the award. Academic appointment shown for each award winner is the primary appointment held at the time of the award.

SOURCE: UAB Public Relations and Marketing

UAB FACULTY AWARDS AND HONORS

CAROLYN P. AND CHARLES W. IRELAND PRIZE FOR SCHOLARLY DISTINCTION

1991	Dr. Joan Lorden Psychology
1992	Dr. James Rachels Philosophy
1993	Dr. James McClintock Biology
1994	Dr. James Tent History
1995	Dr. Roger Lewis Mathematics
1996	Dr. Henry Panion Music
1997	Dr. Edward Taub Psychology
1998	Dr. Harold Kincaid Philosophy
1999	Dr. Dennis R. Covington English
2000	Dr. Craig T. Ramey Civitan International Research Center
2001	Dr. Jimmy W. Mays Chemistry
2002	Dr. William C. Carter Foreign Languages and Literature
2003	Dr. Yogesh K. Vohra Physics
2004	Dr. William C. Cockerham Sociology
2005	Dr. Raymond A. Mohl History
2006	Dr. Wayne J. Brouillette Chemistry
2007	Dr. Stephen A. Watts Biology
2008	Dr. Karlene K. Ball Psychology
2009	Dr. Sergey B. Mirov Physics
2010	Dr. Colin J. Davis History and Anthropology
2011	Dr. Rebecca Ann Bach English
2012	Dr. Yakov Kasman Music
2013	Dr. David C. Schwebel Psychology
2014	Dr. Kieran Quinlan English
2015	Dr. Trygve Tollefsbol Biology
2016	Dr. Charles Amsler Biology
2017	Dr. Heith Copes Criminal Justice
2018	Dr. Heather McPherson Art and Art History
2019	Dr. Gregory E. Pence College of Arts and Science
2020	Dr. Steven N. Austad Biology
2021	Dr. Sylvie Mrug Psychology
2022	Dr. Eugenia Kharlampieva Chemistry

ODESSA WOOLFOLK COMMUNITY SERVICE AWARD

1998	Dr. Linda W. Goodson
1999	Dr. Susan K. Key
2000	Dr. Ada W. Long
2001	Dr. Michael S. Saag
2002	Dr. Stephen L. Hajduk
2003	Dr. Mark E. LaGory
2004	Dr. Mona Fouad
2005	Dr. Ken R. Marion
2006	Dr. Edward E. Partridge
2007	Dr. Isabel Scarinci
2008	Dr. John Thornton
2009	Dr. Brian Geiger
2010	Dr. Max Michael III
2011	Dr. Tamilane Blaudeau
2012	Dr. Stephen Yoder
2013	Dr. Lawrence J. DeLucas
2014	Dr. Cynthia Ryan
2015	Dr. James B. McClintock
2016	Dr. Alison Chapman
2017	Dr. Michele Kong
2018	Dr. Cynthia Selleck
2019	Dr. Monica L. Baskin
2020	Dr. Shauntice Allen
2021	Dr. Janene Sims
2022	Dr. Carmen Capó-Lugo

SOURCE: UAB Office of the Vice Provost for Student and Faculty Success

2022-2023 FACTS & FIGURES

FINANCIAL AND PHYSICAL RESOURCES



SELECTED UAB FINANCIAL HIGHLIGHTS

FY 2019–2020 THROUGH FY 2021–2022

	2019-2020	2020-2021	2021-2022
Tuition and Fees (gross)	\$330,385,766	\$335,202,452	\$334,484,698
State Appropriations ¹	\$306,964,712	\$314,953,056	\$332,448,930
Gifts, Grants & Contracts ²	\$560,483,187	\$692,932,775	\$671,454,292
Hospital Sales & Services	\$2,297,721,030	\$2,721,441,492	\$2,835,753,758
Total Revenues	\$4,459,111,293	\$5,520,312,481	\$4,581,207,864
Total Assets	\$5,931,550,113	\$6,763,366,219	\$6,395,321,605
Instructional Expenditures	\$283,997,293	\$293,021,318	\$288,100,234
Hospital Expenditures ³	\$2,060,966,252	\$2,384,320,272	\$2,608,418,893
Auxiliary Expenditures	\$724,094,537	\$739,844,793	\$783,785,363

NOTES:

Financial data are based on the published financial statement for that year and do not necessarily reflect subsequent changes in accounting practices.

The information in this table has been modified from similar tables in earlier editions of *Facts & Figures*. Therefore, direct comparisons with earlier tables may not be appropriate.

¹ Includes state appropriations for educational and general (E&G), hospital, and auxiliary enterprises.

² Includes indirect cost recovery. Excludes endowment and capital gifts.

³ Includes bad debt expense as follows: 2019-20 - \$187,887,453; 2020-21 - \$248,640,076; 2021-22 - \$204,914,523

SOURCE: Published UAB Financial Statements and the Office of the Associate Vice President for Financial Affairs

UAB FINANCIAL PROFILE

FY 2021–2022 ACTUAL

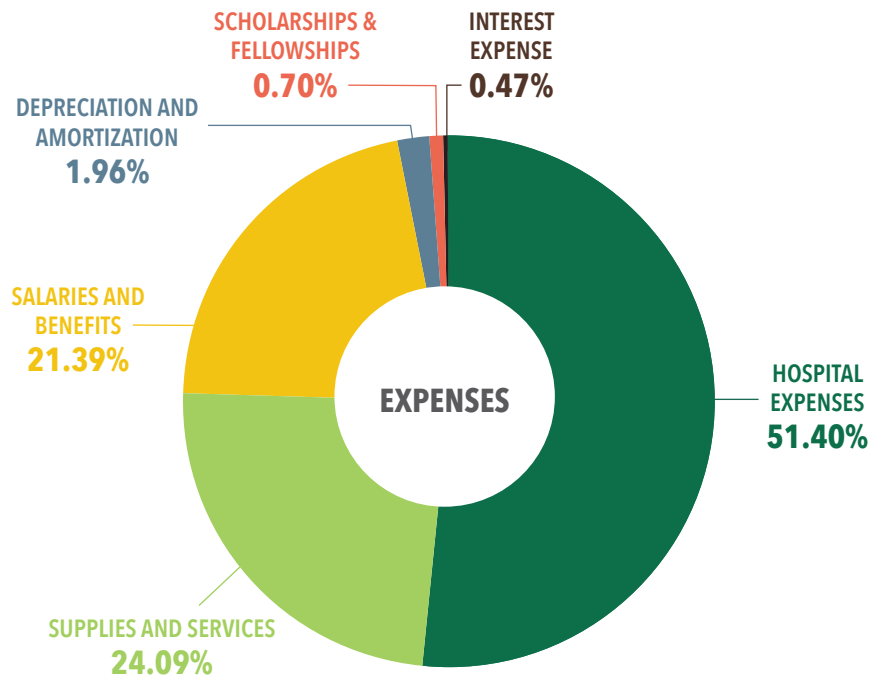
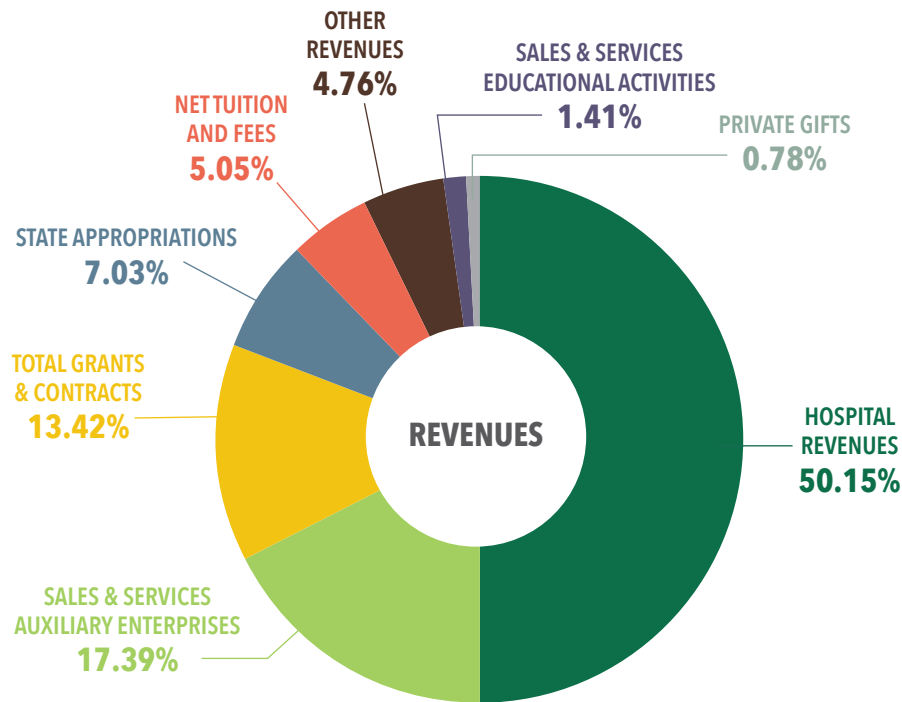
	2022
Operating Revenues	
Tuition and fees	\$ 334,484,698
Less: scholarship allowance	(95,706,620)
Tuition and fees, net	238,778,078
Grants and contracts:	
Federal	465,169,073
State	12,555,524
Local	2,610,062
Private	92,103,676
Sales and services:	
Educational activities	66,563,264
Hospital, net of bad debt expense of \$204.9 Million	2,630,839,235
Other auxiliary enterprises, net of scholarship allowance of \$3.3 Million	822,174,964
Other operating revenues	27,307,442
Total operating revenues	\$ 4,358,101,318
Operating Expenses	
Salaries, wages and benefits	\$ 2,028,850,498
Supplies and services	2,430,596,642
Depreciation and amortization	180,030,404
Scholarships and fellowships	33,114,448
Total operating expenses	\$ 4,672,591,992
Operating loss	\$ (314,490,674)
Nonoperating Revenues (Expenses)	
Gains and losses	
Economic Relief	\$ 21,209,457
State educational appropriations	332,448,930
Grants and Contracts	61,949,289
Gifts	37,066,668
Investment income (loss)	(521,865,832)
Interest expense	(41,794,231)
Loss on asset disposition, net	(18,452,939)
Net other nonoperating (expense) revenue	6,882,325
Net nonoperating revenues	\$ (122,556,333)
Income (Loss) before other revenues, expenses, gains, losses, and transfers	\$ (437,047,007)
Other Changes in Net Assets	
Capital and endowment activities	
State capital funds	\$ 26,379,881
Capital grants and contracts	-
Capital gifts	12,806,674
Endowment gifts	44,941,789
Intergovernmental transfers	(48,635,716)
Net other changes in net assets	\$ 35,492,628
Increase in net assets	\$ (401,554,379)

NOTE: Includes the balances and activities of UAB's blended component units. Please reference the notes to the financial statements for other important information.

SOURCE: UAB Financial Affairs

UAB FINANCIAL PROFILE

FY 2021–2022 ACTUAL



NOTES:

Hospital revenues include sales and services revenue, other operating revenues, and investment income. Other revenues include non-hospital other operating and non-operating revenues and investment income (loss). Revenues and expenses include the activities of UAB's Hospital and blended component units [Alabama Care Plan (ACP), Triton Health Systems LLC, UAB Hospital Management LLC, and UAB Research Foundation]. Capital and Endowment activities are not included in the above analysis.

SOURCE: Published UAB Financial Statements and the Office of the Associate Vice President for Financial Affairs

UAB STATE FUNDING

FROM THE EDUCATION TRUST FUND

AS ENACTED FY 1967–1968 TO FY 2021–2022

Fiscal Year	UAB Request	ACHE Recommendation	Governor's Recommendation	Original Appropriation ¹
2021-22	333,981,982	320,345,165	328,382,234	329,382,234 ¹⁴
2020-21	327,504,103	317,686,136	318,810,579	309,414,756 ¹⁴
2019-20	326,828,620	297,102,226	297,241,410	301,195,963 ¹⁴
2018-19	326,527,605	279,598,933	281,977,577	281,745,624 ¹⁴
2017-18	367,298,315	270,569,461	274,588,946	272,081,756 ¹⁴
2016-17	365,746,842	266,280,464	271,452,565	272,081,756 ¹⁴
2015-16	364,340,077	264,409,568	273,614,369	267,329,095 ¹⁴
2014-15	364,340,077	260,804,527	266,850,319	264,706,549 ¹⁴
2013-14	365,285,853	266,401,351	263,327,361	262,936,603 ¹⁴
2012-13	365,285,853	275,329,767	258,025,709	258,386,290 ¹⁴
2011-12	358,941,736	288,042,665	267,016,678	268,566,258 ¹⁴
2010-11	358,811,486	286,048,142	266,509,376	261,894,483 ¹⁴
2009-10	362,923,548	359,594,984	282,032,631	282,968,361 ^{14,15}
2008-09	407,056,000	365,055,735	314,478,004	320,111,373 ^{14,15}
2007-08	370,836,760	359,524,170	351,310,338	353,961,485 ¹⁴
2006-07	298,725,538	287,673,961	306,972,657	310,661,485
2005-06	259,860,966	254,242,544	254,242,543	260,174,828
2004-05	245,917,325	238,250,286	222,868,737	225,966,057
2003-04	250,965,529	227,114,415	219,688,766	219,773,186 ^{12,13}
2002-03	245,322,089	227,260,481	219,019,853	218,230,895 ¹²
2001-02 ¹¹	256,627,315	231,907,993	205,919,985	213,335,122 ¹²
2000-01 ¹¹	228,226,882	224,484,654	219,532,486	219,912,486 ¹²
1999-00 ¹¹	220,240,493	212,400,799	203,248,005	207,478,983 ¹²
1998-99 ¹¹	217,954,281	198,359,499	191,112,548	192,564,684
1997-98	197,376,459	195,086,299	182,987,673	183,984,625
1996-97 ¹⁰	216,099,194	191,571,618	159,292,757	182,755,980
1995-96 ⁸	196,784,010	179,743,681	145,338,599	182,655,980

¹ Appropriations are shown as originally enacted. Budgets have been prorated as follows: 1978-79 - 2.9811%; 1979-80 - 6.1406%; 1980-81 - 3.568%; 1985-86 - 4.1233%; 1990-91 - 6.5%; 1991-92 - 3%; 2000-01 - 6.2%, 2008-09 - 11.0%, 2009-10 - 9.5%, 2010-11 - 3.0%. In FY 1992-93, UAB received supplemental appropriations totaling \$4,351,070. In FY 2001-02, the appropriation was adjusted to \$212,869,757.

² The Governor's Recommendation contained one amount for the University of Alabama System.

³ The Alabama Commission on Higher Education made its first recommendation in the 1973-75 biennium.

⁴ Beginning in FY 1988-89, figures include funding for Special Mental Health. Prior to FY 1988-89, funding for Special Mental Health was allocated separately. Since ACHE does not make a recommendation for Special Mental Health funding, the prior year's appropriation is substituted as the recommendation.

⁵ Original Appropriation amount includes FICA. FICA was not included in UAB's request or ACHE's recommendation.

⁶ FICA is included in all figures from FY 1992-93 forward.

⁷ In FY 1993-94, UAB also received \$100,000 for minority business recruitment and \$300,000 for the Bevell Center for Biotechnology. In FY 1994-95 and FY 1995-96, UAB received \$350,000 for the Bevell Center.

⁸ From FY 1995-96 to FY 1998-99, data include UAB Walker College where appropriate.

⁹ Original appropriation includes teachers retirement of \$29,763,321 which was directly appropriated to UAB.

¹⁰ Beginning in FY 1996-97, figures include funding for teachers retirement. Since ACHE did not make a recommendation for teachers' retirement funding in FY 1996-97, the prior year's appropriation is substituted as the recommendation.

¹¹ In FY 1998-99 and FY 1999-00, UAB also received \$348,735 to fund a teacher in-service center in the School of Education. In FY 2000, the amount was increased to \$351,606. Beginning in FY 2002, teacher in-service centers were funded through the State Department of Education.

¹² UAB also received funding for line items for the Cystic Fibrosis Center (\$200,000) and the Holmes Brain Tumor Research Center (\$200,000) in FY 2000-01. In FY 2001-02 and FY 2002-03, funding for both lines were reduced to \$178,220, and UAB received \$84,420 for the emergency medicine residency program. In FY 2003-04, the lines were cut to \$44,555 and emergency medicine received \$21,105. In FY 2004-05, all funding for these special lines (Cystic Fibrosis Center, Holmes Brain Tumor Research Center, and the Emergency Medicine Residency Program) was cut.

¹³ UAB also received funding distributed through ACHE for Knight v AL Minority Faculty Recruitment and Retention in the amount of \$539,525.

¹⁴ The Original Appropriation amount includes a special line of funding for the UAB Cancer Center in the amount of \$5 million for 2007-08 and 2008-09; \$4,516,609 for 2009-10; \$4,177,863 for 2010-11; and \$5,052,527 2011-12 forward.

¹⁵ Excludes funding distributions for the state fiscal stabilization funds allocated to Alabama by the American Recovery and Reinvestment Act.

UAB STATE FUNDING

FROM THE EDUCATION TRUST FUND

AS ENACTED FY 1967–1968 TO FY 2021–2022

Fiscal Year	UAB Request	ACHE Recommendation	Governor's Recommendation	Original Appropriation
1994-95	174,086,656	170,217,281	163,068,408	165,184,208 ^{7,9}
1993-94	174,374,421	156,690,187	²	146,291,307 ⁷
1992-93 ⁶	173,166,984	144,241,231	²	136,230,017 ⁷
1991-92 ⁵	157,091,034	137,635,377	²	140,081,381
1990-91	148,171,566	136,489,897	²	128,399,290
1989-90	136,927,929	126,808,097	²	115,759,036
1988-89 ⁴	127,513,440	113,630,997	²	117,179,843
1987-88	122,426,275	102,672,967	97,632,142	98,635,173
1986-87	139,973,045	114,677,669	96,662,640	97,162,640
1985-86	119,191,528	106,927,000	105,138,359	107,388,359
1984-85	101,242,132	93,758,000	86,625,930	87,275,930
1983-84	99,579,000	93,071,000	70,272,751	70,701,053
1982-83	108,721,564	87,329,341	69,952,098	69,676,355
1981-82	104,673,576	83,704,000	62,172,442	63,975,600
1980-81	97,723,505	84,563,800	67,950,000	68,350,000
1979-80	98,497,422	75,784,800	59,970,512	60,170,512
1978-79	79,541,318	62,707,368	61,159,512	59,970,512
1977-78	60,757,369	52,747,352	50,946,789	47,707,789
1976-77	59,314,197	41,144,509	34,093,400	37,057,200
1975-76	36,357,498	30,636,318	34,093,400	38,443,400
1974-75	28,249,988	25,702,448	23,839,507	25,101,220
1973-74	25,336,139	23,399,914	21,742,525	20,403,000
1972-73	27,432,974	³	13,035,704	14,673,988
1971-72	22,330,398	-	13,035,704	12,583,000
1970-71	26,371,000	-	10,327,647	8,958,000
1969-70	19,565,000	-	9,567,217	8,095,000
1968-69	9,863,016	-	5,514,236	7,192,342
1967-68	8,940,424	-	5,514,236	5,720,000

¹ Appropriations are shown as originally enacted. Budgets have been prorated as follows: 1978-79 - 2.9811%; 1979-80 - 6.1406%; 1980-81 - 3.568%; 1985-86 - 4.1233%; 1990-91 - 6.5%; 1991-92 - 3%; 2000-01 - 6.2%; 2008-09 - 11.0%; 2009-10 - 9.5%; 2010-11 - 3.0%. In FY 1992-93, UAB received supplemental appropriations totaling \$4,351,070. In FY 2001-02, the appropriation was adjusted to \$212,869,757.

² The Governor's Recommendation contained one amount for the University of Alabama System.

³ The Alabama Commission on Higher Education made its first recommendation in the 1973-75 biennium.

⁴ Beginning in FY 1988-89, figures include funding for Special Mental Health. Prior to FY 1988-89, funding for Special Mental Health was allocated separately. Since ACHE does not make a recommendation for Special Mental Health funding, the prior year's appropriation is substituted as the recommendation.

⁵ Original Appropriation amount includes FICA. FICA was not included in UAB's request or ACHE's recommendation.

⁶ FICA is included in all figures from FY 1992-93 forward.

⁷ In FY 1993-94, UAB also received \$100,000 for minority business recruitment and \$300,000 for the Bevill Center for Biotechnology. In FY 1994-95 and FY 1995-96, UAB received \$350,000 for the Bevill Center.

⁸ From FY 1995-96 to FY 1998-99, data include UAB Walker College where appropriate.

⁹ Original appropriation includes teachers retirement of \$29,763,321 which was directly appropriated to UAB.

¹⁰ Beginning in FY 1996-97, figures include funding for teachers retirement. Since ACHE did not make a recommendation for teachers' retirement funding in FY 1996-97, the prior year's appropriation is substituted as the recommendation.

¹¹ In FY 1998-99 and FY 1999-00, UAB also received \$348,735 to fund a teacher in-service center in the School of Education. In FY 2000, the amount was increased to \$351,606. Beginning in FY 2002, teacher in-service centers were funded through the State Department of Education.

¹² UAB also received funding for line items for the Cystic Fibrosis Center (\$200,000) and the Holmes Brain Tumor Research Center (\$200,000) in FY 2000-01. In FY 2001-02 and FY 2002-03, funding for both lines were reduced to \$178,220, and UAB received \$84,420 for the emergency medicine residency program. In FY 2003-04, the lines were cut to \$44,555 and emergency medicine received \$21,105. In FY 2004-05, all funding for these special lines (Cystic Fibrosis Center, Holmes Brain Tumor Research Center, and the Emergency Medicine Residency Program) was cut.

¹³ UAB also received funding distributed through ACHE for Knight v AL Minority Faculty Recruitment and Retention in the amount of \$539,525.

¹⁴ The Original Appropriation amount includes a special line of funding for the UAB Cancer Center in the amount of \$5 million for 2007-08 and 2008-09; \$4,516,609 for 2009-10; \$4,177,863 for 2010-11; and \$5,052,527 2011-12 forward.

¹⁵ Excludes funding distributions for the state fiscal stabilization funds allocated to Alabama by the American Recovery and Reinvestment Act.

UAB SPONSORED PROJECT EXPENDITURES

FY 2016–2022

	FY 2016	FY 2017	FY 2018	FY 2019	FY 2020	FY 2021	FY 2022
Arts and Sciences	\$14,997,064	\$14,983,640	\$17,118,643	\$17,774,910	\$17,144,469	\$18,827,423	\$24,714,077
Business	\$140,612	\$160,055	\$204,750	\$89,093	\$98,865	\$194,083	\$42,600
Dentistry	\$13,921,379	\$12,919,389	\$12,478,037	\$11,254,606	\$5,971,726	\$5,975,500	\$5,650,091
Education	\$4,720,339	\$4,842,659	\$6,712,527	\$8,277,800	\$6,608,607	\$6,405,173	\$4,701,168
Engineering	\$10,704,793	\$11,678,497	\$11,916,157	\$13,159,567	\$11,344,560	\$13,507,106	\$11,602,178
Graduate School	\$381,005	\$244,974	\$62,503	-	-	-	-
Health Professions	\$10,473,789	\$11,251,427	\$13,980,766	\$17,079,876	\$16,125,875	\$17,488,496	\$19,582,074
Institutional / Provost	\$3,761,116	\$4,116,163	\$5,625,754	\$5,692,630	\$6,747,725	\$7,180,059	\$8,984,562
Joint Health Sciences	\$65,486,631	\$73,433,744	\$78,541,997	\$86,590,930	\$87,853,165	\$93,102,173	\$99,887,703
Medicine	\$230,728,917	\$243,894,664	\$263,374,862	\$272,554,452	\$279,109,014	\$297,341,030	\$326,075,092
Nursing	\$4,627,209	\$7,452,943	\$8,613,188	\$8,858,801	\$8,862,083	\$8,725,892	\$12,182,015
Optometry	\$6,046,563	\$4,004,327	\$3,359,946	\$4,095,447	\$3,404,788	\$4,330,627	\$4,019,926
Public Health	\$34,256,614	\$35,009,341	\$23,986,292	\$25,962,812	\$28,303,055	\$36,448,763	\$60,345,345
University Libraries	\$4,922	\$1,383	\$2,500	\$4,374	-	-	-
TOTAL	\$400,250,953	\$423,993,206	\$445,977,924	\$471,395,298	\$471,573,932	\$509,526,323	\$577,786,829

NOTE: Includes indirect costs. Negatives represent expenditures from a prior year that were refunded to the sponsored project during the reporting year.

SOURCE: UAB Grants and Contracts Accounting

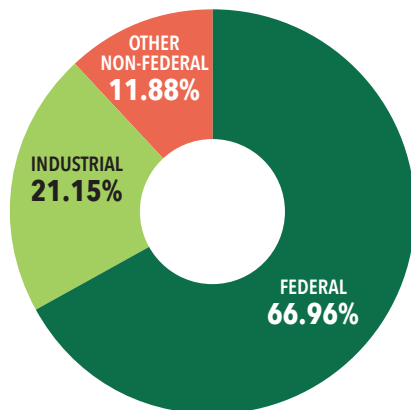
RESEARCH, COMMERCIALIZATION AND ECONOMIC DEVELOPMENT

UAB SUMMARY OF GRANTS AND CONTRACTS AWARDED

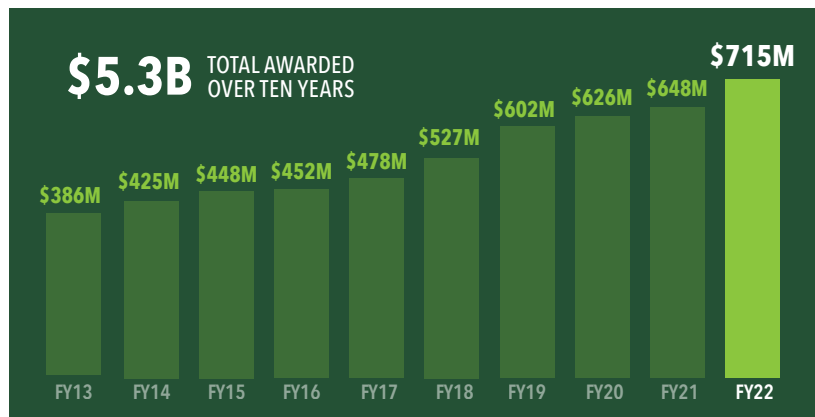
FY 2022

	FEDERAL	INDUSTRIAL	OTHER NON-FEDERAL	TOTAL	PERCENT OF TOTAL
College of Arts and Sciences	\$29,779,203	\$132,915	\$5,012,264	\$34,924,382	4.88%
School of Education	\$1,528,403	0	\$3,000,167	\$4,528,570	0.63%
School of Business	0	0	\$13,334	\$13,334	0.00%
School of Dentistry	\$5,780,272	\$238,418	\$113,018	\$6,131,708	0.86%
School of Engineering	\$9,030,537	\$960,282	\$1,023,600	\$11,014,419	1.54%
School of Health Professions	\$20,914,883	\$1,220,277	\$1,989,508	\$24,124,668	3.37%
Academic Joint Health Sciences	<i>This org is now combined with Heersink School of Medicine.</i>				
School of Medicine	\$353,401,695	\$147,426,146	\$62,435,558	\$563,263,399	78.73%
School of Nursing	\$15,829,734	0	\$1,218,305	\$17,048,039	2.38%
School of Optometry	\$4,074,604	\$234,487	\$246,946	\$4,556,037	0.64%
School of Public Health	\$34,018,943	\$970,156	\$3,979,626	\$38,968,725	5.45%
Central Administration	\$4,757,707	\$168,596	\$5,980,235	\$10,906,538	1.52%
UAB TOTAL	\$479,115,981	\$151,351,277	\$85,012,561	\$715,479,819	100%

TOTAL GRANTS AWARDED



A DECADE OF RECORD-BREAKING GROWTH IN ANNUAL RESEARCH FUNDING



NOTE: These data were generated from the IRAP grants and contracts computer system.

Does not include any awards provided by The Coronavirus Aid, Relief, and Economic Security Act or, CARES Act, passed by Congress on March 27th, 2020. This bill allotted \$2.2 trillion to provide fast and direct economic aid to the American people negatively impacted by the COVID-19 pandemic. Of that money, approximately \$14 billion was given to the Office of Postsecondary Education as the Higher Education Emergency Relief Fund, or HEERF. To date, the amount awarded to UAB for HEERF was \$12.1M in FY20 and \$59M in FY21. In addition, UAB SoPH received \$142M in CDC CARES Act funding through the Alabama Department of Public Health in FY21.

Does not include an award from the Health Resources and Services Administration to UAB for the construction of a new biomedical research facility. This award is \$76M for three years (\$25.33M/yr for FY22-FY24).

SOURCE: Office of Sponsored Programs

UAB BUILDING SUMMARY

FALL 2022

Category	Building Name	Gross Square Footage	Construction Completed or Acquired		
Hospital	176 Facility	616,066	2010		
	2020 Building	9,854	1988*		
	502 Building	9,030	2005		
	516 Building	4,584	2000		
	Center for Psychiatric Medicine	161,863	1992		
	Center for Psychiatric Medicine Parking	25,695	1992		
	Gardendale Freestanding Emergency Dept	26,806	2019		
	General Services Building	53,260	1979		
	General Services Building 3rd, 4th, and 5th Floor Expansion	77,157	1991		
	Hospital Support Building	43,385	2004		
	Jefferson Tower	302,006	1940		
	Jefferson Tower - South Wing Addition	21,947	1970		
	Medical Center Hotel	75,043	2018		
	Medical Education Building	49,865	1977		
	New Hillman Building	62,415	1928		
	North Pavilion (UAB Hospital)	877,036	2004		
	North Wing-Jefferson Tower Addition	122,584	1966		
	Old Hillman Building	46,080	1902		
	Orthopaedic Specialties Building	31,055	2010		
	Physician's Office Building	131,415	2010		
	Quarterback Tower	92,682	1976		
	Russell Ambulatory Wing, University Hospital	93,992	1977		
	Spain & McDonald Clinic	8,786	1990*		
	Spain Rehabilitation Center	65,016	1963		
	Spain Rehabilitation Center - Pizitz Memorial Pool Addition	3,008	1987		
	Spain Rehabilitation Center Addition	35,659	1969		
	Spain Rehabilitation Center Addition II	50,975	1991		
	Spain Tower (South half of Spain/Wallace Building)	127,294	1979		
	Spain Tower 8th and 9th Floor Expansion	37,622	1984		
	Spain Tower Kidney Transplant Unit Expansion	18,243	1982		
	Trash Compactor Facility	2,262	1982		
	Trauma Communications Center	1,731	1960*		
	UAB Highlands	467,761	2010*		
	UAB Medicine Gardendale Primary & Specialty Care	39,842	2019		
	UAB Medicine Hoover Primary & Specialty Care	41,122	2020		
	Wallace Tower (North half of Spain/Wallace Building)	103,418	1979		
	Wallace Tower 7th, 8th, and 9th Floor Expansion	29,024	1984		
	Wallace Tower 8th Floor Expansion	18,278	2011		
	West Pavilion	388,084	1991		
	White Building	3,221	1991*		
	Leased	10th Street Warehouse	41,956	2016	(R)
		1110 Building	2,143	2020	(R)
		1701 Building	4,372	2005	(R)
		2221 Building	10,245	2021	(R)
		2300 Building	20,962	2012	(R)
		3100 Building	14,157	2021	(R)
		3307 Building	22,271	2021	(R)
	405 Building	1,294	2021	(R)	
	410-B Building	25,754	2020	(R)	
	508 Building	25,781	2009*	(N)	
	530 Building	23,021	2021	(R)	
	725 Building	14,319	1999	(R)	
	916 Building	3,816	2011	(R)	
	Avondale Administration Building	189,298	2018	(R)	
	Burleson Building	9,623	1988*	(R)	
	Callahan Eye Foundation Hospital	238,258	1988	(R)	
	Children's Hospital Ambulatory Care Center	99,025	1994	(R)	
	Children's Hospital Harbor Center	63,619	2003	(R)	
	Children's Hospital Tower	99,312	1992	(R)	
	Cramer Hall	156	2010	(R)	
	Dewbery Building	69,472	2020	(R)	
	Health Clinic (Inverness)	6,423	2002	(R)	
	Highlands Trail Apartment	1,000	2021	(R)	
	Innovation Depot	2,350	2014	(R)	
	Jasper Family Services	110	2021	(R)	
	Jefferson County Dept of Health - Midfield	1,701	2015	(R)	
	Jefferson County Department of Health	1,200	2014	(R)	
	John N. Whitaker Building	180,914	2001	(R)	
	Kirklín Clinic	577,350	1999	(R)	
	Kirklín Clinic Acton Road	27,944	2005	(R)	
	Kirklín Clinic Parking Deck	5,489	2001	(R)	
	Magnolia Office Park Suite	15,290	2005	(R)	
	Medical Towers	155,830	1975	(R)	
	Montgomery Regional Medical Campus	5,524	2015	(R)	
	Morrow Medical Tower (Montgomery)	12,702	2012	(R)	
	Park Place I South	26,157	2010	(R)	
	Park Place II North	36,248	2008	(R)	
	Paula Building	21,084	2000	(R)	
	Railroad Square	20,858	2012	(R)	
	Sturbridge Commons Apartment	1,000	2021	(R)	
	UAB Medicine Leeds Clinic	17,056	2016	(R)	
	UAB Medicine Outreach Lab - Birmingham	4,763	2015	(R)	
	University House	3,100	2017	(R)	
	Vaughan Regional Medical Center (Selma)	15,093	2005	(R)	

*Acquired; (R) = Externally owned; UAB rents space; (L) = UAB-owned; space leased out; (N) = Name changed

SOURCE: UAB Cost Analysis-Space Analysis

UAB BUILDING SUMMARY

FALL 2022

Category	Building Name	Gross Square Footage	Construction Completed or Acquired	
Leased (Continued)	Wellness, Health and Research Facility	20,503	2018	(N)
	Winfield Office Building	1,500	2021	
Parking	10th Avenue Parking Deck	146,308	1981*	
	12th Street Parking Deck	224,916	2004	
	16th Street Parking Deck	470,425	2006	
	19th Street Parking Deck	195,369	1970	
	19th Street Parking Deck Expansion	101,220	1991	
	5th Avenue Parking Deck	295,166	2000	
	6th Avenue Park Deck Addition	186,593	2003	
	6th Avenue Parking Deck	406,521	1982	
	9th Avenue Parking Deck	215,748	1996	
	Administration Building Parking Deck	130,752	1994*	
	Blount Hall Parking Deck	61,652	2014	
	University Boulevard Parking Deck	258,775	1987	
	Highland's Parking Deck	177,465	2010*	
	University	1000 Building	4,175	2013
1113 Building		2,963	2017	
1613 Building		2,268	2020*	
1629 Building		2,881	2020*	
430-A Building		17,919	2013	
430-B Building		19,470	2014	
430-C Building		6,753	2014	
501 Building		67,046	2001*	
526 Building		3,528	1993	
616 Building		9,128	2006*	
801 Financial Services Building		109,483	2016*	(N)
820 Building		7,260	2006*	
822 Building		8,775	2006*	
825 Building		4,494	2016*	
901 Building		24,008	2020*	
912 Building		25,455	2001	
936 Building		32,363	2012	
Abroms-Engel Institute for the Visual Arts		26,778	2014	
Administration Building		195,120	1993*	
Alumni Building		14,481	2010	
Alys Robinson Stephens Performing Arts Center		115,465	1996	
Alys Robinson Stephens Performing Arts Center Addition		1,932	2004	
Bartow Arena		167,684	1988	
Bartow Arena Office Towers		18,988	1992	
Bell Building		47,339	1955	
Bevill Biomedical Sciences Research Building		223,712	1993	
Birmingham Regional Emerg. Medical Services System (BREMSS)		4,157	1985*	
Blazer Hall II (Student Residence)		205,876	2013	
Blount Hall (Student Residence)		193,522	2013	
Boshell Diabetes Education and Research Building		128,764	1973	
Bridges (Enclosed)		49,100	NA	
Camp Hall (Student Residence)		156,540	1980	
Campbell Hall		103,089	1978	
Campbell Hall 3rd and 4th Floor Expansion		101,795	1991	
Campus Recreation Center		154,623	2005	
Center for Biophysical Sciences and Engineering		58,290	1989*	
Center for Biophysical Sciences and Engineering Addition		19,202	2001	
Center for Research in Women's Health		25,587	2001	
Central Laundry Building		35,464	1986	
Central Utility No. 1 and Addition		22,333	1971	
Central Utility No. 3 and Addition		27,558	1991	
Central Utility No. 5		22,649	2004	
Chauncey Sparks Center		111,458	1969	
Chemistry Building		44,093	1972	
Chemistry Building 3rd Floor Addition		22,447	2005	
Chevron Building		48,167	1989*	
Civitan International Research Center		59,158	1992	
Collat School of Business		113,309	2018	
Community Care Building		59,718	1991*	
Community Health Services - 19th		87,860	1981*	
Community Health Services - 20th	66,331	1979*		
Cook Springs Farm (6 Buildings)	16,651	1980*		
Cudworth Building	48,273	1963		
Denman Hall (Student Residence)	68,806	1973		
Education & Engineering Complex	138,778	1983	(N)	
Express 4 Storage	989	2017		
Facilities Administration Annex No. 1	3,166	1994*		
Facilities Administration Building	24,590	1994*		
Facilities Training Center	1,919	1995		
Faculty Office Tower	102,731	2003		
Fleet Operations Center	1,302	1989*	(N)	
Football Operations Building	50,098	2017		
Gold Hall	223,945	2015	(N)	
Hansell/Hulsey Center Addition	6,182	2004	(N)	
Hansell/Hulsey Center for Arts and Humanities	52,464	1981		
Henry Peters Building	78,192	1975		
Henry Peters Building Parking	27,302	1975	(N)	
Heritage Hall Building	99,660	2007		

*Acquired; (R) = Externally owned; UAB rents space; (L) = UAB-owned; space leased out; (N) = Name changed

SOURCE: UAB Cost Analysis-Space Analysis

UAB BUILDING SUMMARY

FALL 2022

Category	Building Name	Gross Square Footage	Construction Completed or Acquired	
University (Continued)	Humanities Building	64,172	1972	
	Huntsville - UAB Regional Medical Health Center	94,713	2003	
	Johnson House (1006 19th Street South)	11,373	1985*	
	Kaul Human Genetics Building	160,288	2001	
	Learning Resources Center	81,001	1970	
	Legacy Pavilion	84,152	2017	
	Lister Hill Library	49,685	1971	
	Lister Hill Library Addition	88,547	1996	
	Lister Hill Parking	13,224	1971	
	Lyons-Harrison Research Building	92,737	1959	
	Lyons-Harrison Research Building Addition	43,302	1966	
	Marshall Center	3,264	1973*	(N)
	McCallum Basic Health Science Education and Research Facility	174,902	1986	
	McMahon Hall	250,346	2020	(N)
	Occupational Health & Safety Support Building	11,677	2013	
	Obstetrics Special Care	18,322	1983*	
	Old Steam Plant	17,304	2015	
	Physical Education Building	55,964	1974	(N)
	Pittman Biomedical Research Building	96,598	2002	(N)
	PNC Field	4,080	2018	(N)
	Rast Hall (Student Residence)	128,251	1990	
	Recycling Center (Formerly Police Support Building)	3,957	1971	(N)
	Research Support Building	103,321	2006	
	ROTC Building	13,272	2019	
	Rust Center Parking	53,751	1969	
	Rust Computer Center	24,523	1969	
	Ryals Public Health Building (Floors 1 & 2)	40,988	1996	
	Ryals Public Health Building (Floors 3 & 4)	36,971	1998	
	Ryals Public Health Building (Floors 5 & 6)	37,476	2000	
	School of Dentistry Building	109,625	1951	(N)
	School of Dentistry Building Addition	51,897	1975	(N)
	School of Dentistry Building Storage Addition	1,272	1976	(N)
	School of Dentistry Clinic	43,264	1951	(N)
	School of Health Professions	77,035	2001	(N)
	School of Health Professions Addition (5th & 6th Floors)	35,975	2013	
	School of Nursing Additional Space	3,216	2007	(N)
	School of Nursing Building	78,397	1971	(N)
	School of Nursing Parking	37,813	1971	(N)
	School of Nursing West Addition	6,523	1992	
	School of Nursing Addition	39,588	2018	
	Shelby Interdisciplinary Biomedical Research Building	320,784	2006	
	Southeastern Bio-Safety Lab	48,164	2008	
	Spencer Honors House	9,231	1903*	
	Steam Generating Facility	25,340	2013	
	Sterne Library	79,385	1973	
	Sterne Library Addition	89,942	1987	
	Technology Innovation Center	39,908	2021	
	Tinsley Harrison Tower	131,657	1984	
	UAB Child Care Center	6,938	1993	
	UAB Fast Pitch Softball Field	2,556	2010	
	UAB Honors Hall	11,540	2018	(N)
	UAB Intramural Field	587	2018	
	UAB Police Department	29,239	2018	
	UAB Solar House	993	2018	
	Ullman Boiler Building	5,261	1978	
	Ullman Building	29,474	1910	
	Ullman Building West Addition	20,414	1950	
	University Boulevard Office Building	36,104	2005	
	University Dining Facility (The Commons)	28,177	2006	(N)
	University Hall	115,427	2019	
	University Place Apartments	86,553	1986*	(L)
	Volker Hall	397,808	1971	
	Volker Hall Basement Addition	35,626	1996	
	Volker Hall Instructional Addition	65,107	2003	
	Volker Hall Parking	13,144	1971	
	Wallace Tumor Institute	73,317	1976	
	Wallace Tumor Institute 4th, 5th, and 6th Floor Expansion	73,935	1992	
Wallace Tumor Institute NMR Addition	11,830	1985		
WBHM	4,510	1971		
WBHM Addition	2,640	1980		
Webb Nutrition Sciences Building	71,443	1983		
Woodward Estate (3 Buildings)	31,338	1971*		
Young Memorial Field Building	2,458	1984		
Zeigler Research Center	114,915	1971		

*Acquired; (R) = Externally owned; UAB rents space; (L) = UAB-owned; space leased out; (N) = Name changed

SOURCE: UAB Cost Analysis--Space Analysis

UAB SPACE BY FUNDING UNIT

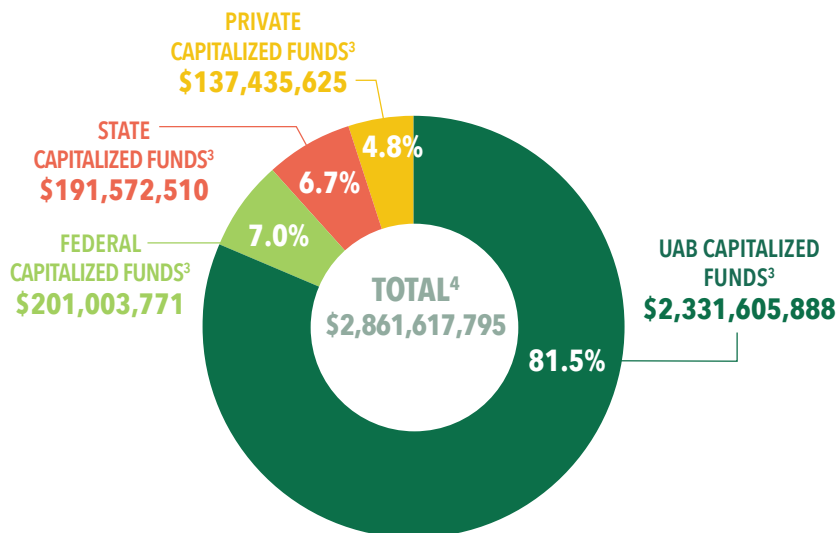
GROSS SQUARE FOOTAGE

YEAR ENDING	GENERAL	AUXILIARY	HOSPITAL	TOTAL
June 30, 2000 ¹	5,248,700	3,617,182	2,007,712	10,873,594
June 30, 2004 ¹	6,254,986	3,715,081	1,756,963	11,727,030
June 30, 2005 ¹	6,359,404	3,803,705	2,556,626	12,719,735
June 30, 2006 ²	6,707,992	3,607,382	2,547,904	12,863,278
June 30, 2007 ²	6,717,672	3,630,674	2,608,032	12,956,378
June 30, 2008	6,927,272	3,591,055	2,614,069	13,132,396
June 30, 2009	8,427,883	3,268,491	2,814,150	14,510,524
June 30, 2010	7,317,715	4,337,510	3,463,626	15,118,851
June 30, 2011	8,214,434	3,448,418	4,103,164	15,766,016
June 30, 2012	7,275,006	4,535,783	3,606,552	5,417,341
June 30, 2013	7,590,449	5,053,407	3,296,571	15,940,427
June 30, 2014	7,737,828	5,060,746	3,219,019	16,017,593
June 30, 2015	7,985,623	5,366,676	3,571,867	16,924,166
June 30, 2016	8,238,104	5,417,361	3,643,788	17,299,253
June 30, 2017	8,102,751	5,617,287	3,636,716	17,356,754
June 30, 2018	8,387,820	5,740,649	3,764,362	17,892,831
June 30, 2019	8,448,495	5,762,099	3,640,017	17,850,611
June 30, 2020	8,522,755	5,970,168	3,675,350	18,168,273
June 30, 2021	8,405,171	5,903,392	3,753,361	18,061,924
June 30, 2022	8,284,200	5,935,558	3,767,053	17,986,811

UAB FUNDING SOURCES

NEW CONSTRUCTION AND MAJOR RENOVATIONS

FY 1969-2022



UAB CAPITALIZED EXPENDITURES

NEW CONSTRUCTION AND MAJOR RENOVATIONS

FY 1969-2022

YEAR	EXPENDITURE
1969-2017	\$2,420,302,150
2018	\$100,245,085
2019	\$119,629,276
2020	\$122,870,573
2021	\$57,941,488
2022	\$40,629,223
TOTAL⁴	\$2,861,617,795

¹ Includes space leased by UAB and space rented out to others; excludes shell space.

² Excludes space leased by UAB and space rented out to others; excludes shell space.

³ Includes buildings and building improvements capitalized as of 9/30/22; includes investment in plant funds (\$2,876,438,661) less separate campus acquired (\$14,820,866).

⁴ Reflects capitalization adjustments in prior years.

UAB SPACE DISTRIBUTION

AS OF SEPTEMBER 30, 2022

	TOTAL NET ASSIGNABLE SQUARE FEET	CENTRAL ADMINISTRATION	DENTISTRY, JHS, MEDICINE, OPTOMETRY	GENERAL ACADEMIC	UNIVERSITY HOSPITAL	AUXILIARY	NON-INSTITUTIONAL AGENCY
Classroom Facilities	259,561	85,226	50,404	100,995	18,808	55	4,073
Laboratory Facilities	1,072,044	-	-	-	-	-	-
» Instructional	404,127	12,950	172,160	219,017	0	0	0
» Sponsored Research	446,231	2,580	372,101	71,550	0	0	0
» Other	221,686	16,507	156,906	32,398	370	2,874	12,631
Office Facilities	2,515,480	396,512	892,541	385,798	502,884	58,096	279,649
Central Libraries (excludes offices)	181,293	8,787	6,788	164,342	700	676	0
Special Use Facilities ¹	535,543	170,612	175,111	12,855	18,570	140,506	17,889
General Use Facilities ²	690,077	250,340	67,225	23,312	177,019	110,778	61,403
Support Facilities ³	756,306	341,708	74,960	77,786	170,937	52,292	38,623
Highrise and Enclosed Parking Facilities	2,951,960	1,189	0	0	298,984	2,651,787	0
Health Care Facilities ⁴	1,470,678	14,112	59,921	2,175	1,167,640	845	225,985
Residential Facilities ⁵	832,052	25,922	5,170	0	0	709,423	91,537
Unclassified ⁶	30,124	0	5,601	545	9,671	0	14,307
TOTAL	11,295,118	1,326,445	2,038,888	1,090,773	2,365,583	3,727,332	746,097

¹ Special Use Facilities include those used for athletics/physical education, audiovisual-radio-TV, non-health professional clinics, demonstrations, and greenhouses.

² General Use Facilities include spaces for assembly, exhibition, food services, lounges, day care, merchandising, recreation, meetings, and locker rooms.

³ Support Facilities include central computer, central service, telecommunications, shop, storage, and hazardous materials spaces.

⁴ Health Care Facilities include patient bedrooms and baths, nurses' stations, surgery and treatment rooms, service laboratories, supply rooms, public waiting rooms, health care service rooms, call rooms, and staff support space.

⁵ Residential Facilities include apartments, residence halls, houses, and hotel rooms.

⁶ Unclassified spaces are those not yet assigned, unfinished or to be renovated.

SOURCE: UAB Cost Analysis-Space Analysis

2022-2023
**FACTS &
FIGURES**