

University of Luxembourg

Key Performance Indicators 2022 - 2025
Reporting period: January - December 2022
Solicited under the "Contrat d'Établissement Pluriannuel entre l'État et
l'Université du Luxembourg 2022 - 2025"



Table of Contents



Progress to Goal 2022 - 2025

Progress to Goal 2022 - 2025 - Detail

Research

Publication intensity

Top 10% publications

Joint publications with Luxembourgish research institutions

New ERC grants

Teaching

Quality assurance - programme accreditation

Training of teaching staff

Student course evaluation

PaKTT & Outreach

Patents submitted

New PPP-funded PhD/Postdocs

Number of spin-offs

External funding

Competitive funding - National

Competitive funding - International

Collaborative funding

Competitive and collaborative funding - Total

Other

Percentage of female professors

Progress to Goal 2022 - 2025

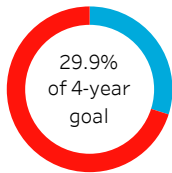
Reporting period: January - December 2022



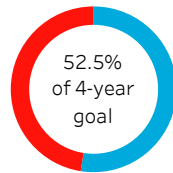
Publication Intensity



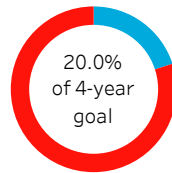
Top 10% Publications



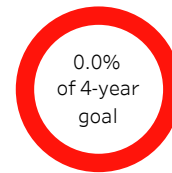
Joint Publications



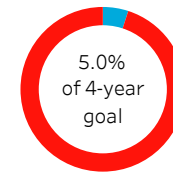
New ERC Grants



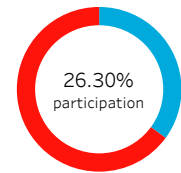
Accreditations



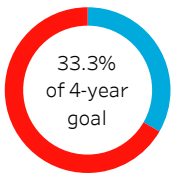
Training of teaching staff



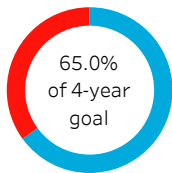
Student course evaluation



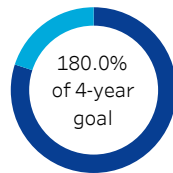
Patents submitted



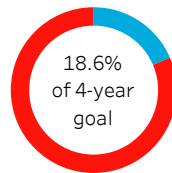
PPP-Positions acquired



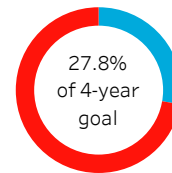
Spin-offs



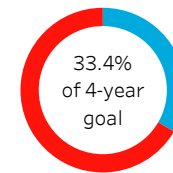
Competitive National Funding



Competitive International Funding



Collaborative Funding



Female Professors



Progress to Goal 2022 - 2025 - Detail

Reporting period: January - December 2022



	Goal	Value achieved	Performance
Research			
Publication intensity	2 (annually)	2.20	110.0%
Top 10% publications	2300	688	29.9%
Joint publications with Luxembourgish research institutions	400	210	52.5%
New ERC grants	10	2	20.0%
Teaching			
Quality assurance - programme accreditation	6	0	0.0%
Training of teaching staff	80	4	5.0%
Student course evaluation	75%	26.3%	26.3%
PaKTT & Outreach			
Patents submitted	30	10	33.3%
New PPP-funded PhD/Postdocs	120	78	65.0%
Number of spin-offs	5	9	180.0%
External funding			
Competitive funding - National	150M	28M	18.6%
Competitive funding - International	40M	11.1M	27.8%
Collaborative funding	95M	30.7M	33.4%
Competitive and collaborative funding - Total	285M	69.8M	24.8%
Other			
Percentage of female professors	30%	25.0%	25.0%

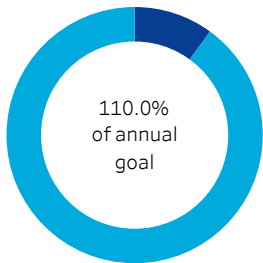
Research Indicators

Publication intensity

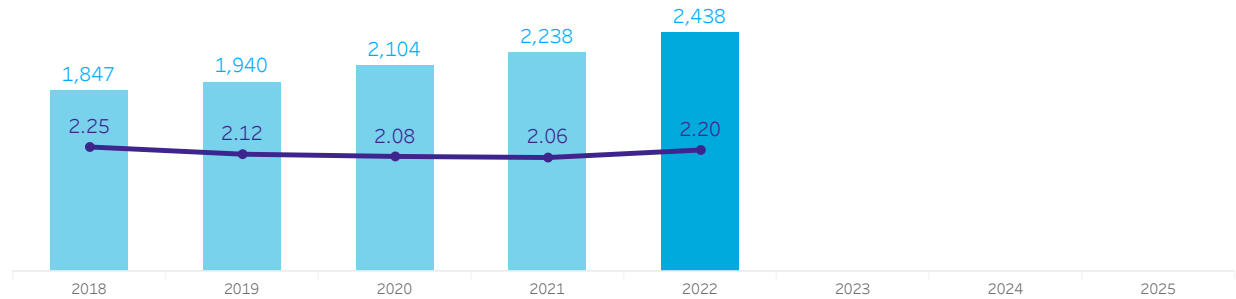


Intensité de publication: Nombre de publications scientifiques à comité de lecture scientifique par chercheur par année

Goal 2022-2025
2.0 annually

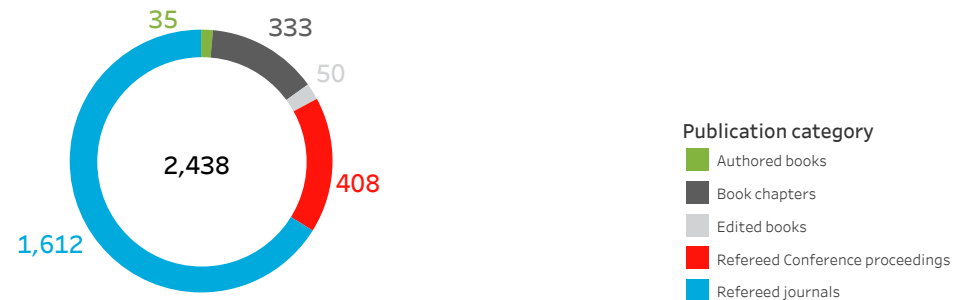


Number of publications and number of publications per researcher



NOTE: Publications per researcher for 2018-2021 recalculated according to the book weighting methodology of P4 2022-2025 (i.e. books and monographs weighting 4x more than other publications).

Number of publications in 2022, by type of publication

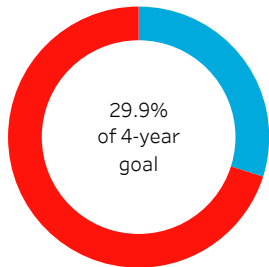


Top 10% publications

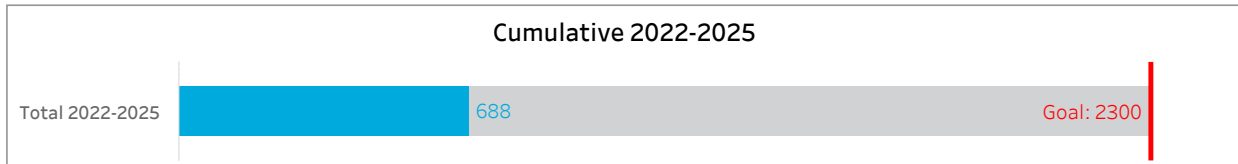
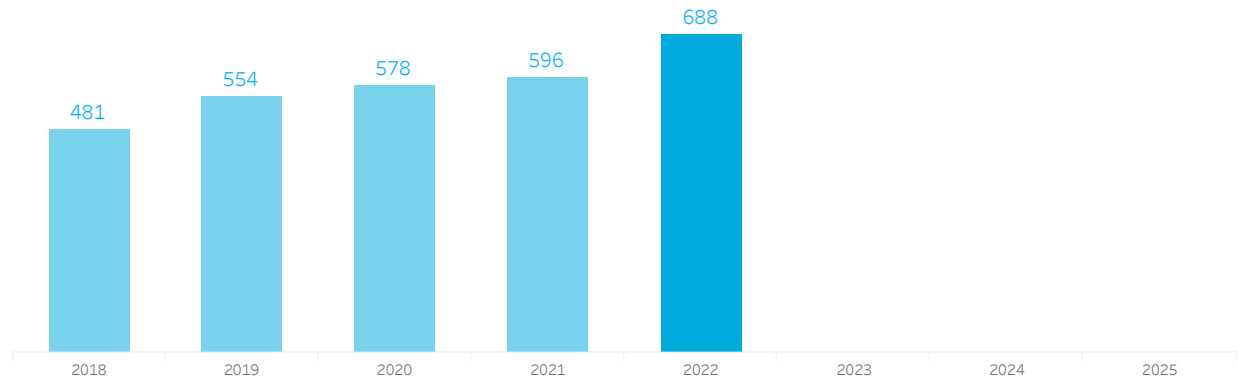


Top 10%: Nombre d'articles scientifiques publiés dans des revues à comité de lecture scientifique du premier décile (top 10%)

Goal 2022-2025
2300



Number of top 10% peer-reviewed publications per year

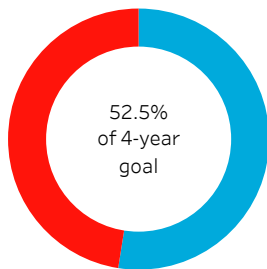


Joint publications with Luxembourgish research institutions

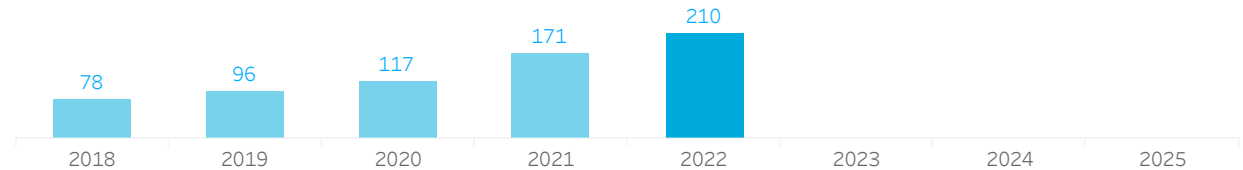


Publications conjointes: Nombre de publications dans des revues scientifiques à comité de lecture conjointes entre au moins un auteur de l'Université du Luxembourg et au moins un auteur d'une ou de plusieurs autres institutions de recherche luxembourgeoises

Goal 2022-2025
400



Number of joint peer-reviewed publications per year

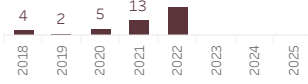


Cumulative 2022-2025



Joint publications with

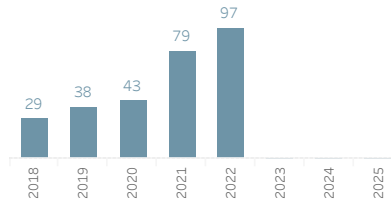
Laboratoire National de Santé (LNS)



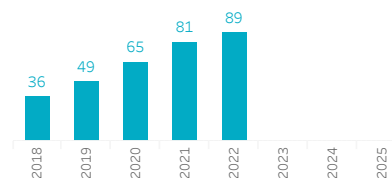
Max Planck Institute



Luxembourg Institute of Health (LIH)



Luxembourg Institute of Science and Technology (LIST)



Luxembourg Institute of Socio-Economic Research (LISER)



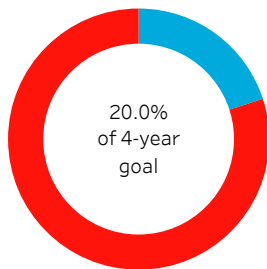
New ERC grants



Bourses ERC: Nombre de nouvelles bourses du Conseil européen de la Recherche (ERC) accordées à un chercheur de l'Université du Luxembourg

Goal 2022-2025
10

Research projects awarded an ERC grant



Year	Researcher	Grant type	Project
2022	Lagerwall J.	PoC	REVEAL - Revealing complex strain patterns and dangerous loads using cholesteric liquid crystal elastomers
	Tkatchenko A.	Advanced	FITMOL - Field-Theory Approach to Molecular Interactions
2021 (P4 2018-2021)	No project	No project	No project
2020 (P4 2018-2021)	Bissyande T.	Starting	NATURAL - Natural Programme Repair
	Ottersten B.	PoC	DREAM - Demonstration of a Radar Enabled wearable platform
	Podolskij M.	Consolidator	STAMFORD - Statistical Methods for High Dimensional Diffusions
	Tkatchenko A.	PoC	DISCOVERER - A novel chemical discovery platform enabled by machine learning
2019 (P4 2018-2021)	Lagerwall J.	PoC	Verifying authenticity with liquid crystal-derived anti-theft encoding
	Wilmes P.	Consolidator	ExpoBiome: Deciphering the impact of exposures from the gut microbiome-derived molecular complex in human health and disease
2018 (P4 2018-2021)	Brida D.	Consolidator	Ultrafast Tunneling Microscopy by Optical Field Control of Quantum Currents - UpTEMPO
	Coron J-S.	Advanced	CLODMAP: Cloud Computing via Homomorphic Encryption and Multilinear Maps
	Leist A.	Starting	Cognitive Aging: From Educational Opportunities to Individual Risk Profiles - CRISP

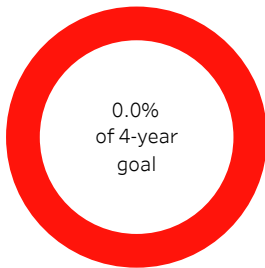
Teaching Indicators

Quality assurance - programme accreditation

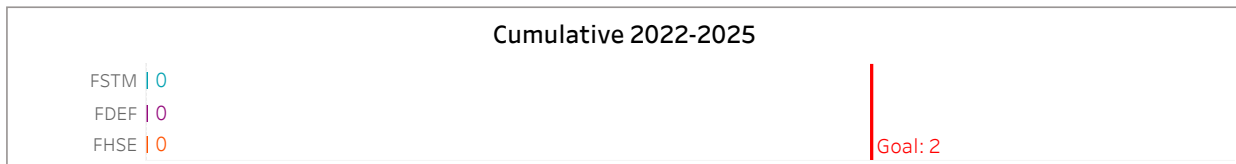
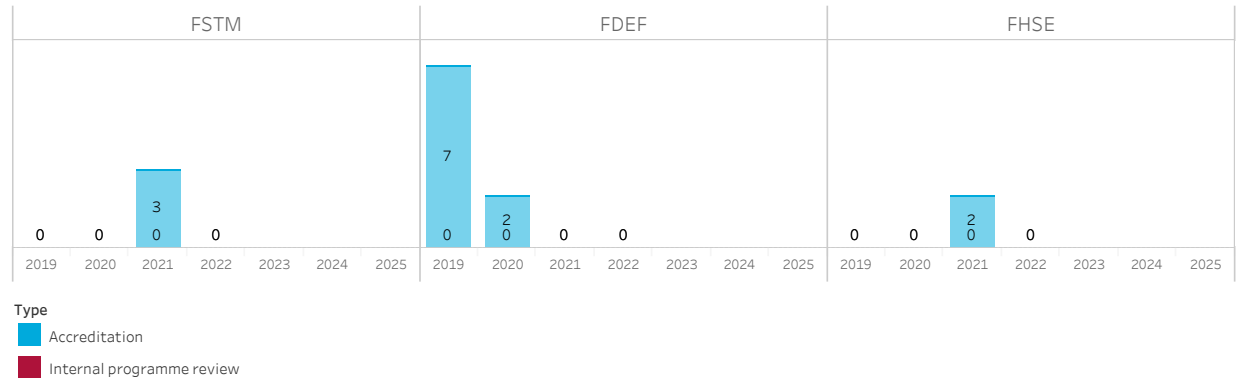


Assurance qualité: Nombre de programmes de bachelor et de master examinés avec succès par une agence externe, ou dans le cadre du système interne d'assurance qualité de l'Université du Luxembourg (avec revue par des pairs)

Goal 2022-2025
2 accreditations per faculty or
2 internal programme reviews per faculty



Number of accredited and reviewed programmes per faculty and year

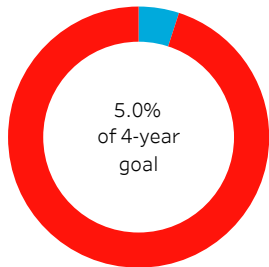


Training of teaching staff

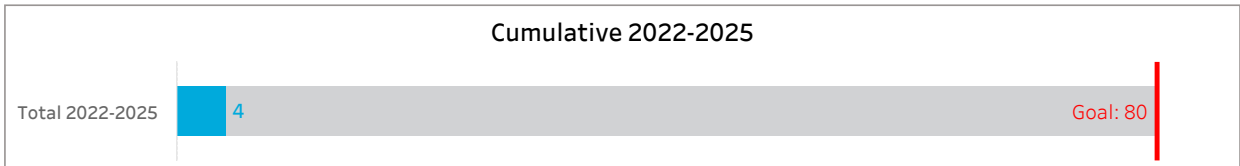



Formation du personnel enseignant: Nombre de membres du personnel enseignant-chercheur ayant demandé une reconnaissance des acquis d'expérience selon le référentiel UK Professional Standards Framework pour l'enseignement et le soutien à l'apprentissage dans l'enseignement supérieur

Goal 2022-2025
80



Number of academic and teaching staff applying for professional recognition per year

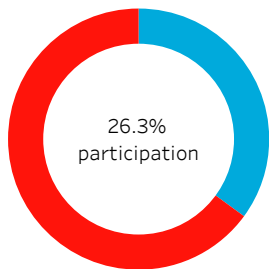


Student course evaluation



Evaluation de cours par les étudiants: Pourcentage de la totalité des étudiants inscrits au niveau bachelor ou master qui participent à un moins une évaluation de cours

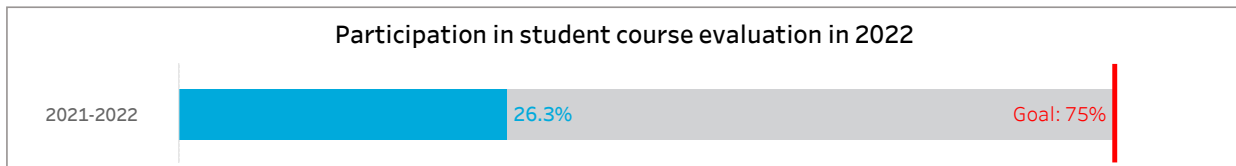
Goal 2022-2025
75% per semester at the end of P4



Percentage of students participating in course evaluation



The calendar year reported refers to the academic year ending in the calendar year. The percentage for a year is an average of the values observed for the winter semester and spring semester of the given academic year.



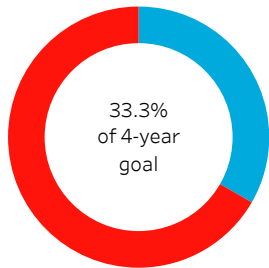
PaKTT & Outreach Indicators

Patents submitted

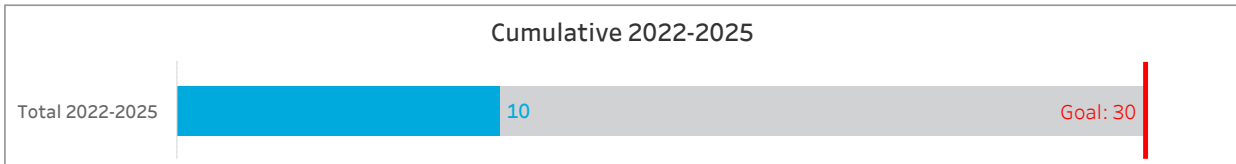
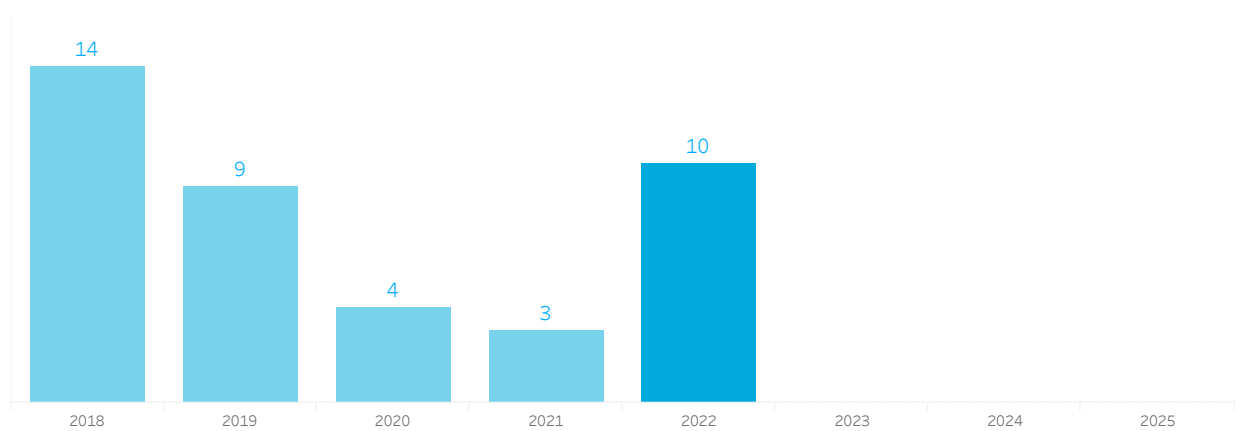


Brevets soumis: Nombre de brevets soumis OLB ou OEB ou OAB

Goal 2022-2025
30



Number of patents submitted per year

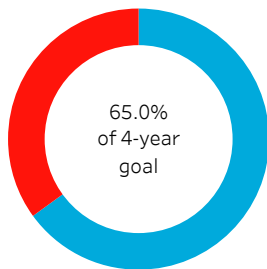


PPP-funded doctoral candidates and postdoctoral researchers

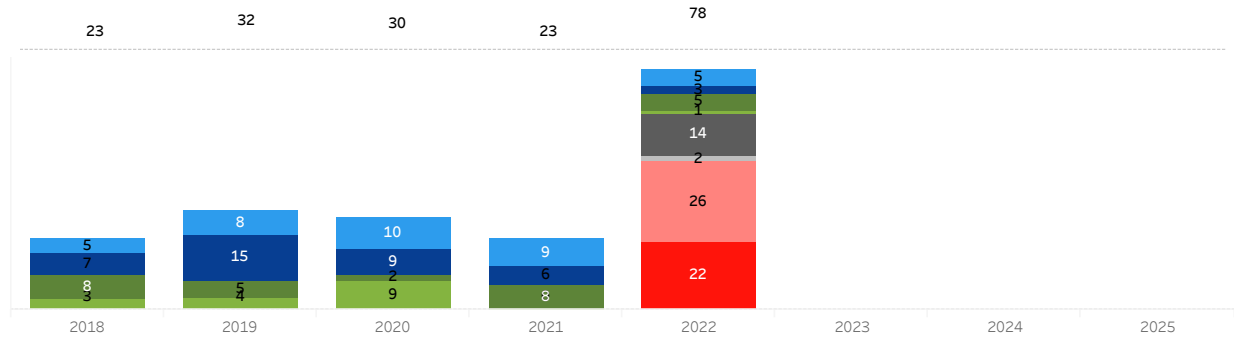


Partenariat: Nombre minimum de doctorants et de post-doctorants en PPP (Industrial Fellowships, BRIDGES, IPBG, ou dans le cadre de tout projet mené en collaboration avec un partenaire privé/industriel ou public apportant au moins 25% du financement du projet)

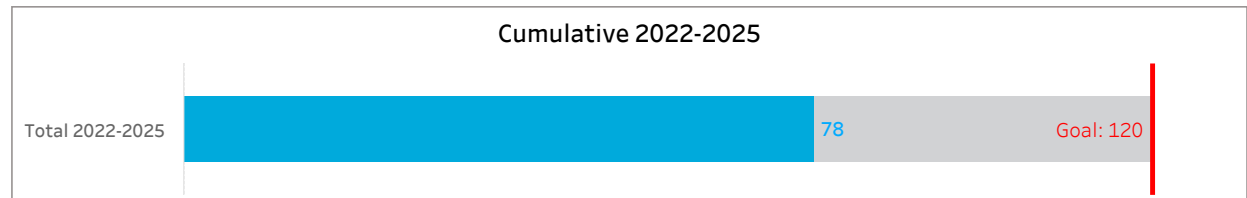
Goal 2022-2025
120



Number of PPP positions per year and type of partnership



NOTE: In P4 2022-2025, IPBGs and public/private partnerships with at least 25% project financing are included.

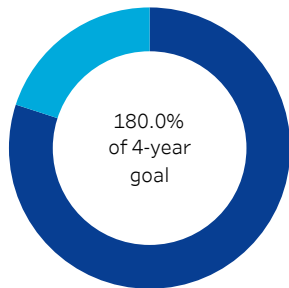


Spin-offs



Spin-offs: Nombre minimum de spin-offs qui (a) existent depuis trois ans ou plus, (b) ont un ou plusieurs employés et (c) génèrent des revenus

Goal 2022-2025
5

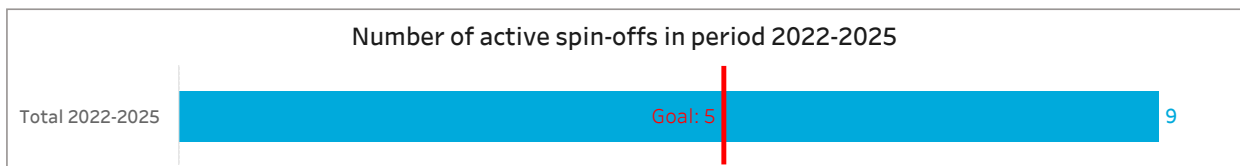


Number of active spin-offs



Active spin-offs created in or before 2019: Black Swan Lux S.A., Databourg Systems S.A R. L-S, DataThings S.à r.l., Information Technology for Translational Medicine (ITTM) S.A., LuxAI S.A., Motion-S s.a., OrganoTherapeutics s.à r.l.-s., VAGALUME SARL, NIUM S.A.

Number of active spin-offs in period 2022-2025



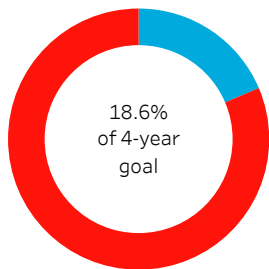
External Funding Indicators

Competitive funding - national

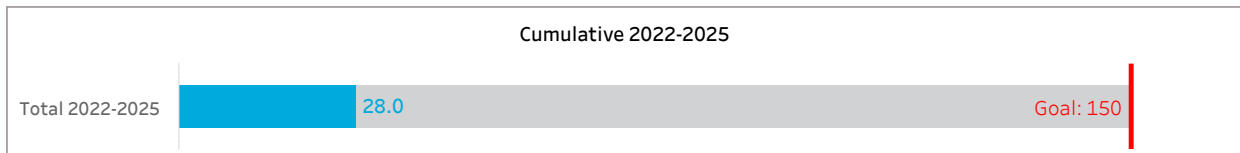
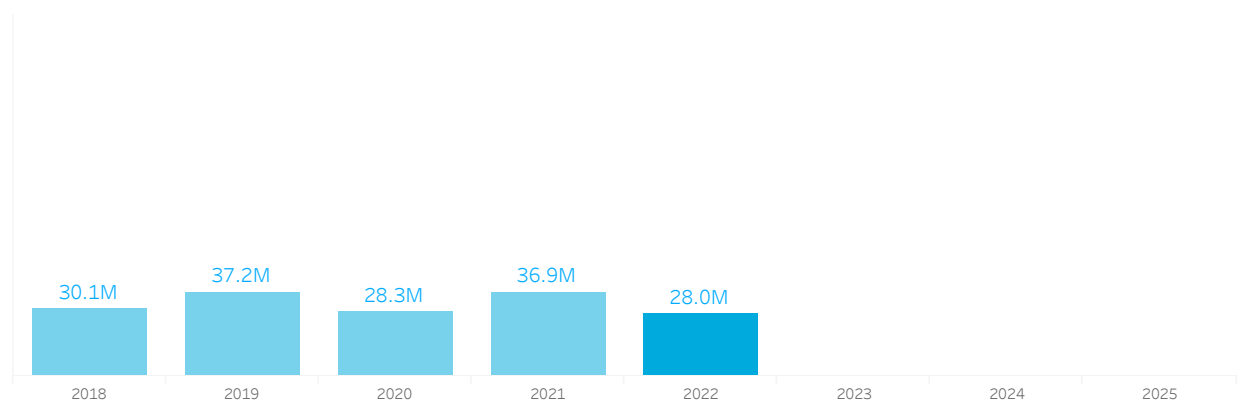


Financement compétitif national (en millions d'euro): Les recettes des programmes de recherche nationaux (FNR - à l'exclusion de celles comptabilisées sous l'indicateur "financement collaboratif"). Seront à considérer les revenus comptabilisés pour l'année considérée eu égard aux dépenses éligibles (et non pas les montants des contrats signés)

Goal 2022-2025
150



Revenue (in million EUR) from national competitive funding sources per year

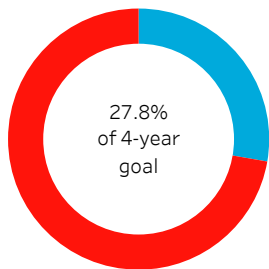


Competitive funding - international

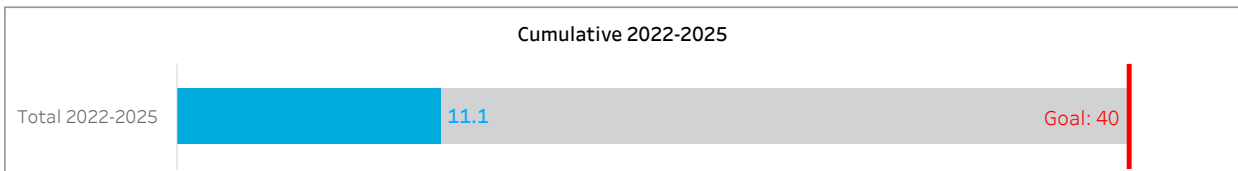
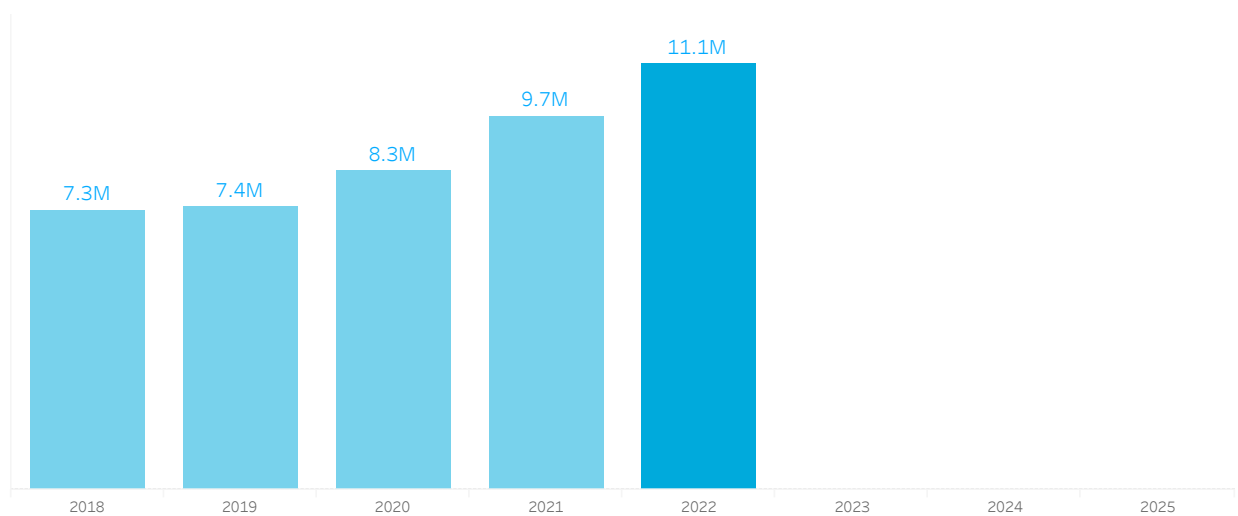


Financement compétitif international (en millions d'euro): Les recettes des programmes de recherche internationaux. Seront à considérer comme programmes de recherche internationaux des programmes avec une évaluation scientifique ex ante suite à un appel à projets, comme le PCRD, LIFE, les EIT, ainsi que le pacte vert pour l'Europe ("European Green Deal"), et le programme pour une Europe numérique ("Digital Europe Programme"). Seront à considérer les revenus comptabilisés pour l'année considérée eu égard aux dépenses éligibles (et non pas les montants des contrats signés).

Goal 2022-2025
40



Revenue (in million EUR) from international competitive funding sources per year

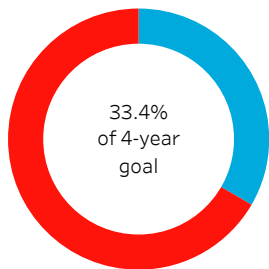


Collaborative funding

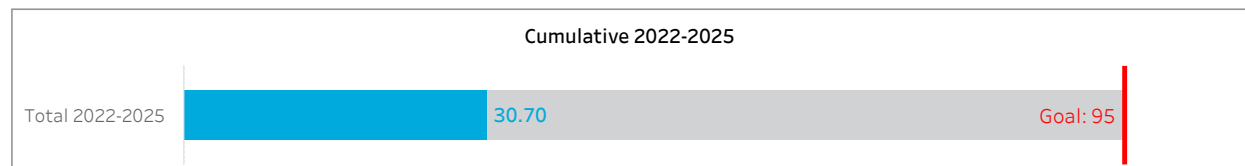
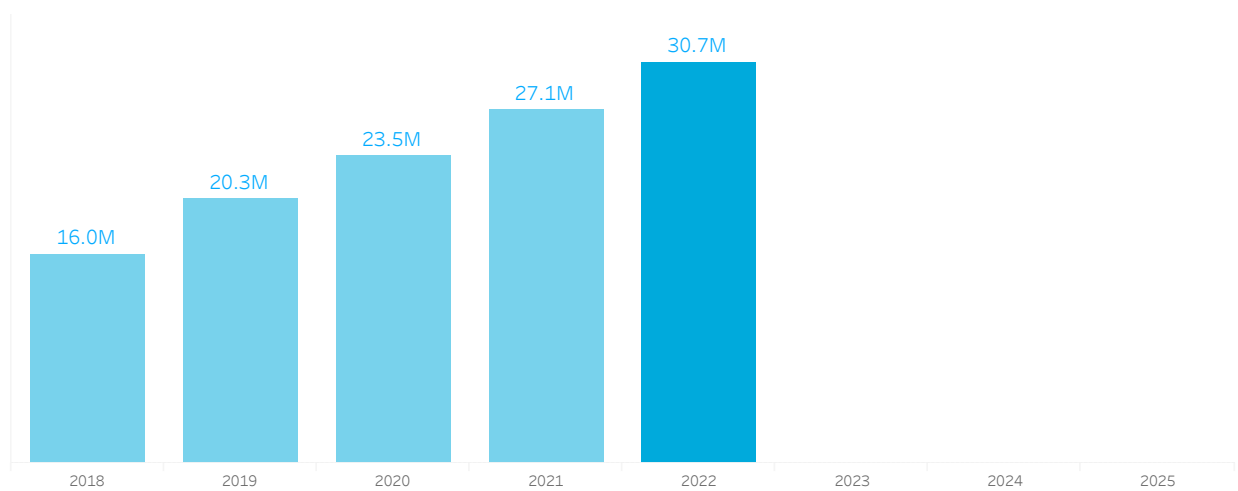


Financement collaboratif (en millions d'euro): Tous cofinancement des projets collaboratifs au sens de l'encadrement communautaire des aides d'Etat avec une entité privée ou publique, les missions commandées et financées par des ministères luxembourgeois ou leurs administrations, autres que le ministère ayant dans ses attributions l'enseignement supérieur, les royalties ou autres revenus de propriété intellectuelle, le financement ESA, le financement EDA, le financement reçu par des fondations ou dans le cadre de fundraising, et le financement NCER et INITIATE

Goal 2022-2025
95



Revenue (in million EUR) from collaborative funding sources by year

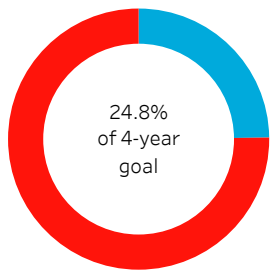


Competitive and collaborative funding

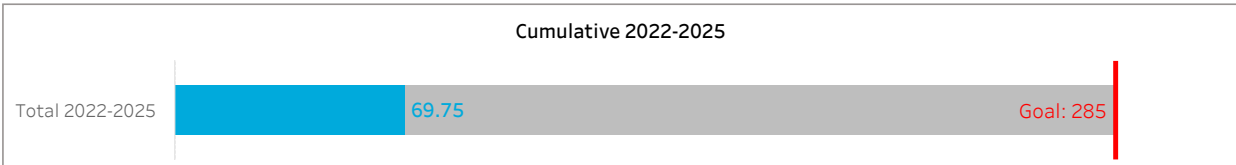
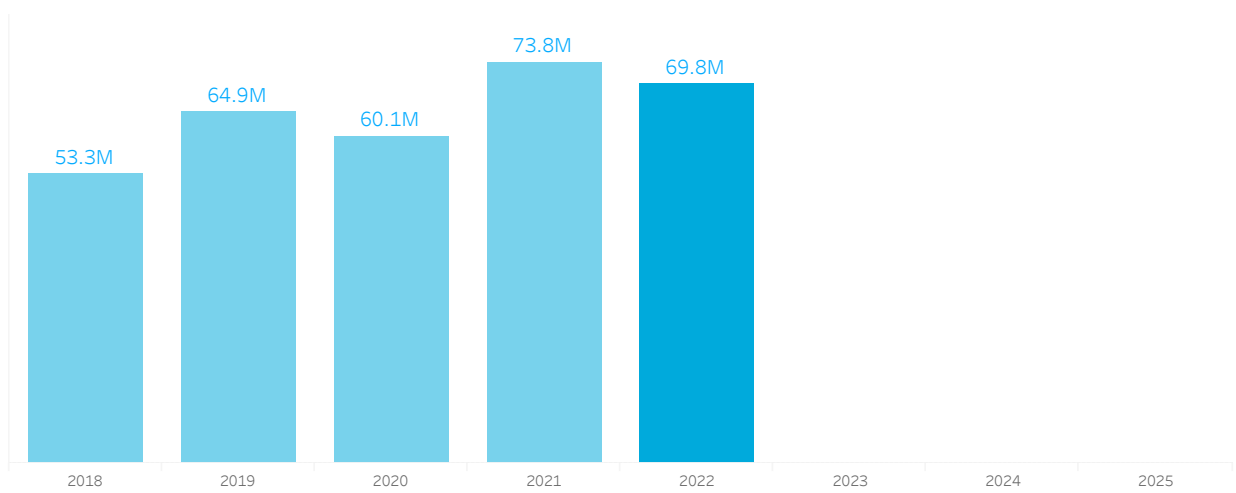


Total of competitive (national and international) and collaborative funding

Goal 2022-2025
285



Revenue (in million EUR) from competitive and collaborative funding sources by year



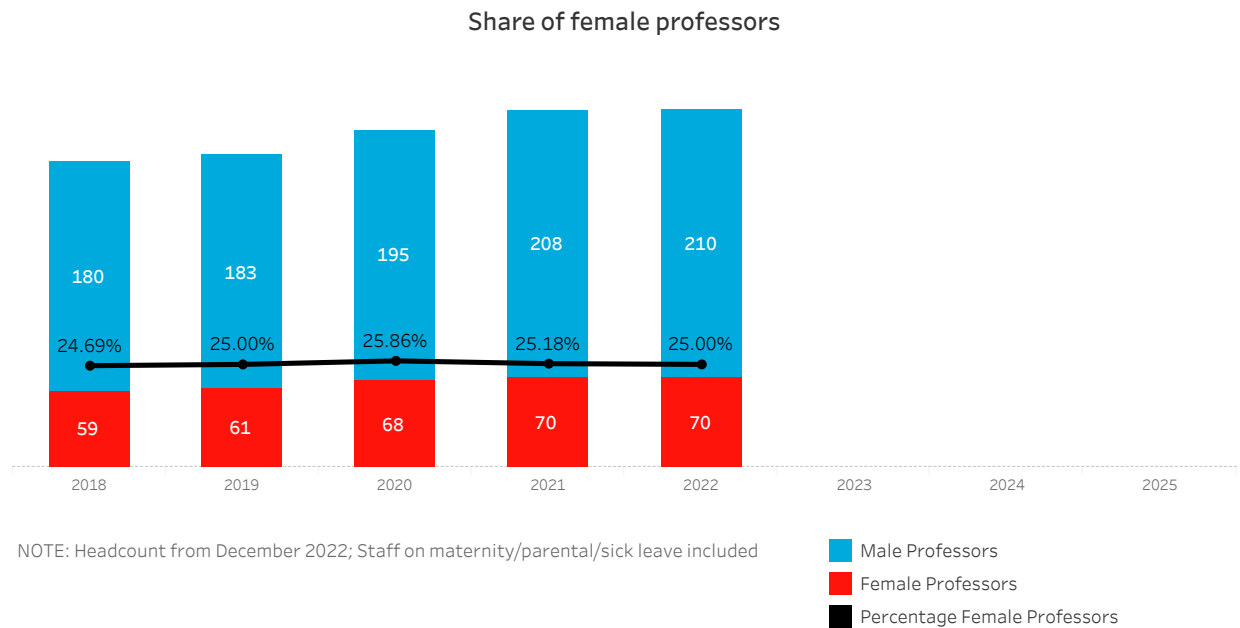
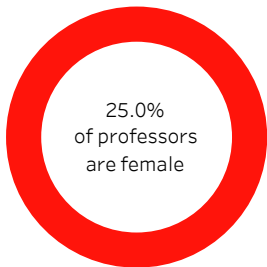
Other Indicators

Female professors



Femmes professeurs: Pourcentage de femmes professeurs (tous niveaux confondus - professeurs assistant, professeurs adjoint et professeurs ordinaire) parmi tous les professeurs

Goal 2022-2025
At least 30% by 2025



Arrivals / departures of professors in 2022 by gender (headcount)

	Arrival	Departure
Female	6	6
Male	6	4