

# University of Luxembourg Report 2015

## Key Performance Indicators

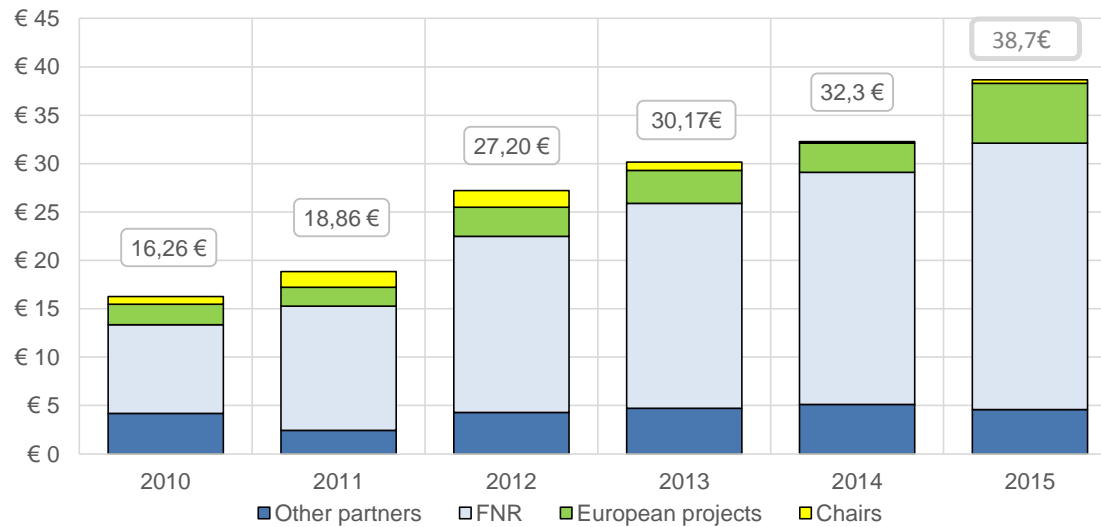
solicited under the "Contract d'Établissement Pluriannuel entre  
l'État et l'Université du Luxembourg 2014-2017"

## Table of contents

|   |          |   |           |
|---|----------|---|-----------|
| <b>Research Indicators</b>                  | <b>1</b> |   |           |
| EU research funding                         | 1        |   |           |
| External research revenues                  | 1        |   |           |
| FNR revenues, detail                        | 2        |   |           |
| Chairs                                      | 2        |   |           |
| Number of publications                      | 2        |   |           |
| Published books                             | 3        |   |           |
| Publications per researcher                 | 3        |   |           |
| Number of citations - Web of Science        | 4        |   |           |
| Ph.D. degrees awarded                       | 4        |   |           |
| ERC grant                                   | 5        |   |           |
| <b>Intellectual property</b>                | <b>5</b> |   |           |
| Patents                                     | 5        |   |           |
| Licenses                                    | 5        |   |           |
| Spin-off                                    | 6        |   |           |
| <b>Academic Affairs</b>                     | <b>6</b> |   |           |
| Total University registrations              | 6        |   |           |
| Total University registrations: growth rate | 6        |   |           |
| Number of Bachelor programmes               | 7        |   |           |
| Bologna index                               | 7        |   |           |
| Teaching units                              | 7        |   |           |
| Registrations threshold                     | 8        |   |           |
| European criteria                           | 8        |   |           |
| Learning outcomes                           | 8        |   |           |
| Joint degrees                               | 8        |   |           |
| Tutoring                                    | 9        |   |           |
| Pedagogical chart                           | 9        |   |           |
| E-learning                                  | 9        |   |           |
| Multilingualism                             | 9        |   |           |
| Awarded Bachelor degrees                    | 10       |   |           |
| Awarded Master degree                       | 10       |   |           |
| Master recruitment rate                     | 11       |   |           |
|   |          |   |           |
|   |          | <b>Employability</b>                                  | <b>12</b> |
|   |          | Employability   | 12        |
|   |          | <b>Mobility</b>                                       | <b>13</b> |
|   |          | Mobility ratio  | 13        |
|   |          | Non-commuting mobility                                | 13        |
|   |          | Mobility ECTS   | 13        |
|   |          | <b>Internationality</b>                               | <b>14</b> |
|   |          | Staff composition and nationalities                   | 14        |
|   |          | International agreements                              | 14        |
|   |          | UL students nationalities                             | 14        |
|   |          | Master students nationalities                         | 15        |
|   |          | Bachelor students nationalities                       | 15        |
|   |          | Ph.D students nationalities                           | 15        |
|   |          | Other programmes nationalities                        | 16        |
|   |          | <b>Organisation</b>                                   | <b>17</b> |
|   |          | External revenues                                     | 17        |
|   |          | Total revenues  | 17        |
|   |          | Salary Mass   | 18        |
|   |          | Composition of academic staff                         | 18        |
|   |          | Equal opportunities                                   | 18-19     |
|   |          | Accommodation units                                   | 19        |
|   |          | <b>Public understanding of Science and Technology</b> | <b>19</b> |
|   |          | Activities  | 19        |

## Research indicators

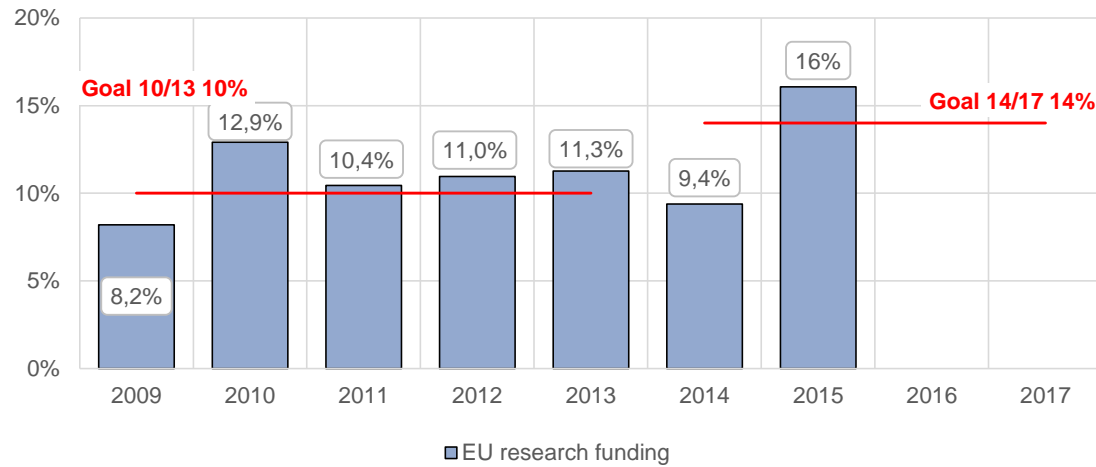
### External research revenues (millions of Euro)



Based on realised amount as of 31.12.2015.

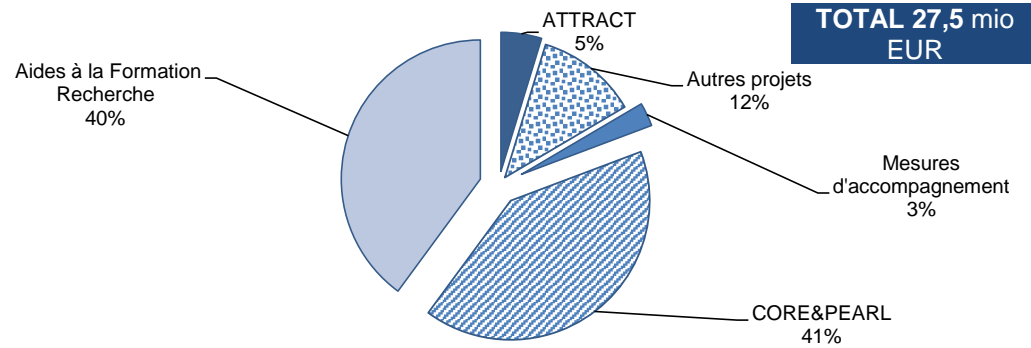
### EU research funding

Art.17(4) Pour le financement externe de la mission de recherche, l'Université s'engage sur un taux de 14% provenant des programmes de recherche 7e programme cadre et horizon 2020 de l'Union Européenne



## Research indicators

### FNR revenues, detail



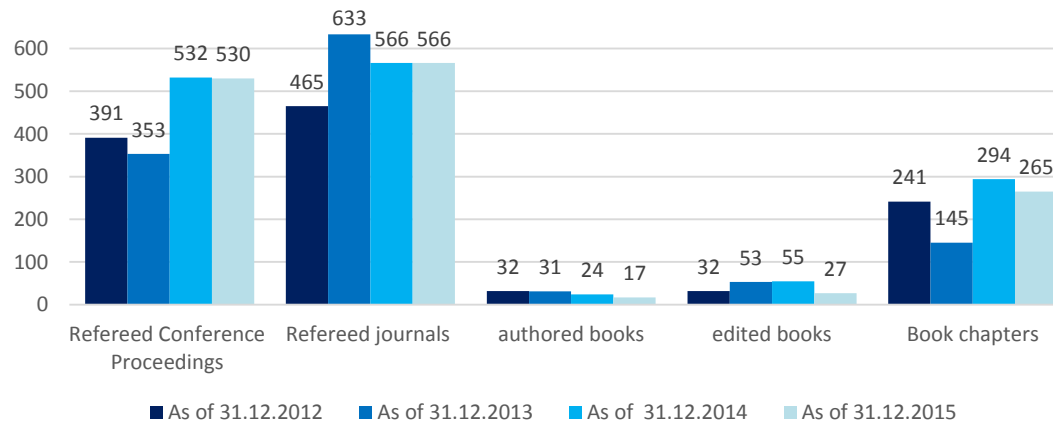
Based on realised amount as of 31.12.2015.  
The FNR is the largest source of external research revenues representing a total of 27,5 millions € in 2015.

### Chairs

SES S.A. Chair in Law  
ArcelorMittal Chair of Façade Engineering  
MoU Chair Deutsche Bank Luxembourg in Finance  
Jean-Monnet Chair in EU Public Law  
Chaire de la Ville d'Esch-sur-Alzette  
Chaire de recherche en Etudes Parlementaires  
ADA Chair

**Art.4 La qualité et l'efficacité de la recherche se définissent par les indicateurs suivants:**  
[..]le nombre de chaires professoral: 5

### Number of publications

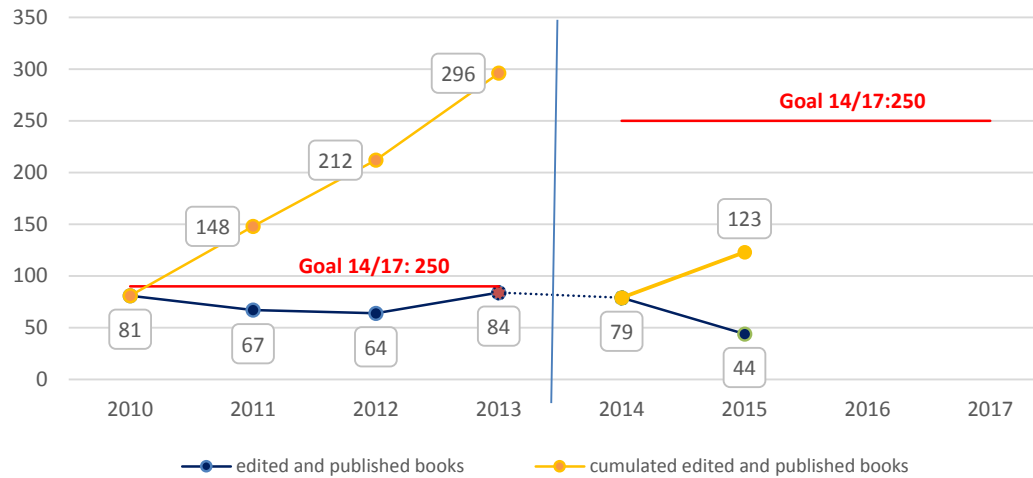


Data source: Orbi.lu. Figures may be subject to system updates.

## Research indicators

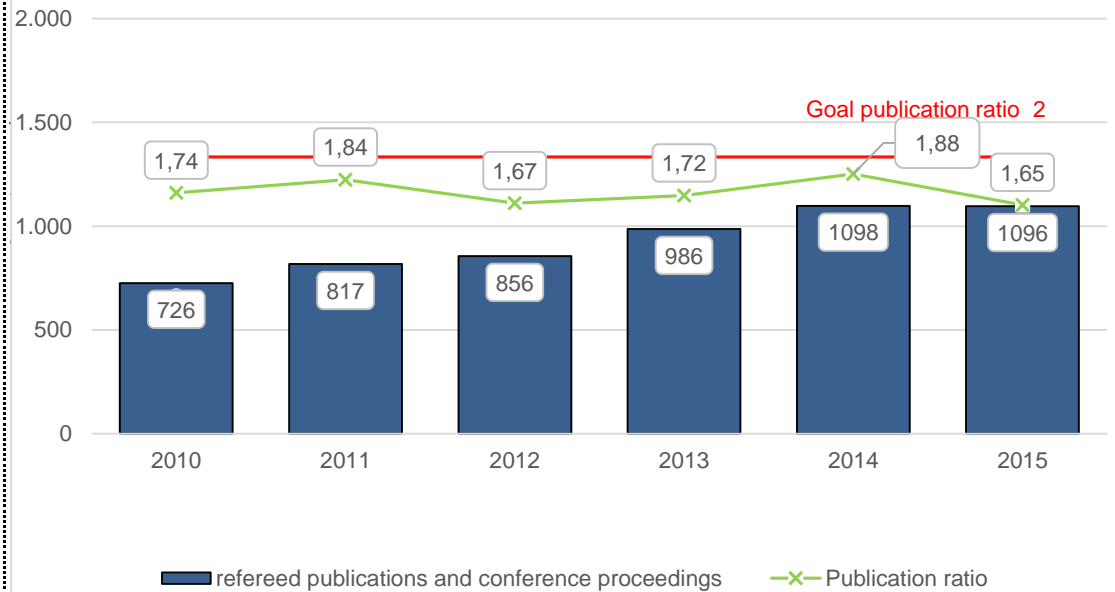
### Published books

**Art.4** La qualité et l'efficacité de la recherche se définissent par les indicateurs suivants: [...] Le nombre de livres publiés et édités : 250



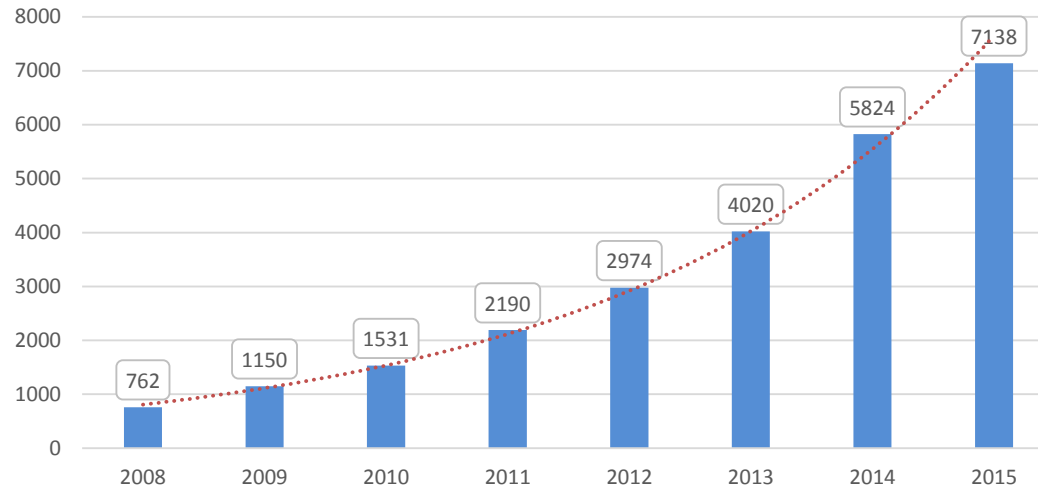
### Publications per researcher

**Art.4** La qualité et l'efficacité de la recherche se définissent par les indicateurs suivants: [...] L'intensité de publication dans des revues ou « proceedings » à comité de lecture : 2 publications par année et par enseignant-chercheur en équivalent « recherche ETP ».



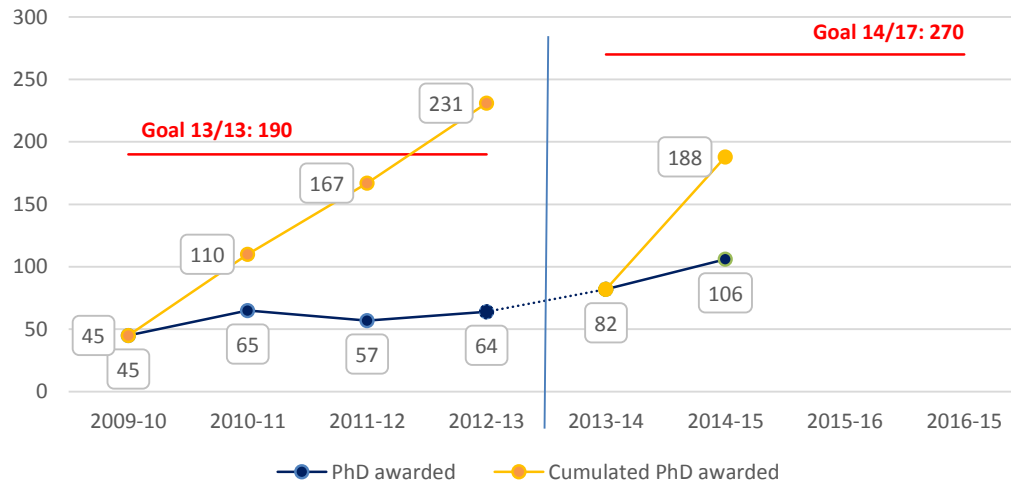
## Research indicators

### Number of citations - Web of Science



### Ph.D. degrees awarded

**Art.4** La qualité et l'efficacité de la recherche se définissent par les indicateurs suivants: [...] le nombre de theses soutenues:270



## Research indicators

### ERC grant

In 2015, University held 2 ERC grant

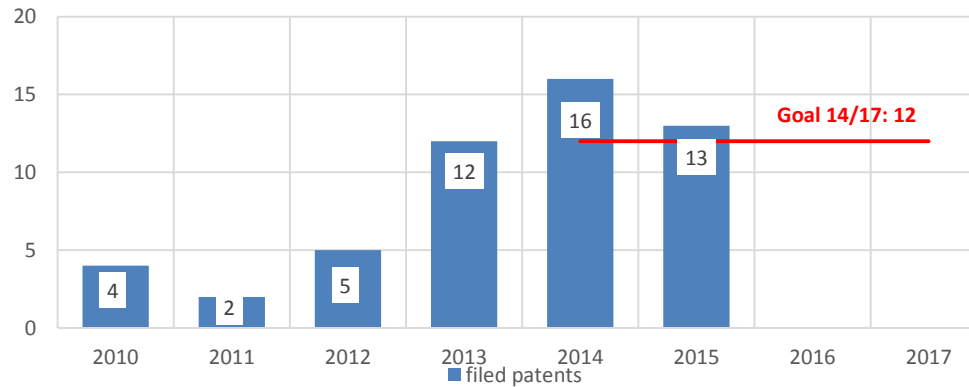
**Art.4** La qualité et l'efficacité de la recherche se définissent par les indicateurs suivants: [...] 2 bourses ERC

## Intellectual property

### Patents

#### Art. 4

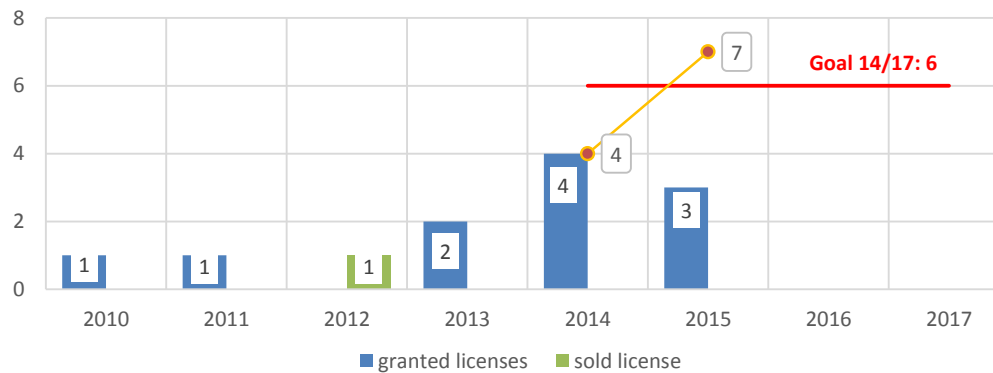
La qualité et l'efficacité de la recherche se définissent par les indicateurs suivants : le nombre de brevets : 12



### Licenses

#### Art. 4

La qualité et l'efficacité de la recherche se définissent par les indicateurs suivants : le nombre de licences : 6



## Intellectual property

### Spin-off

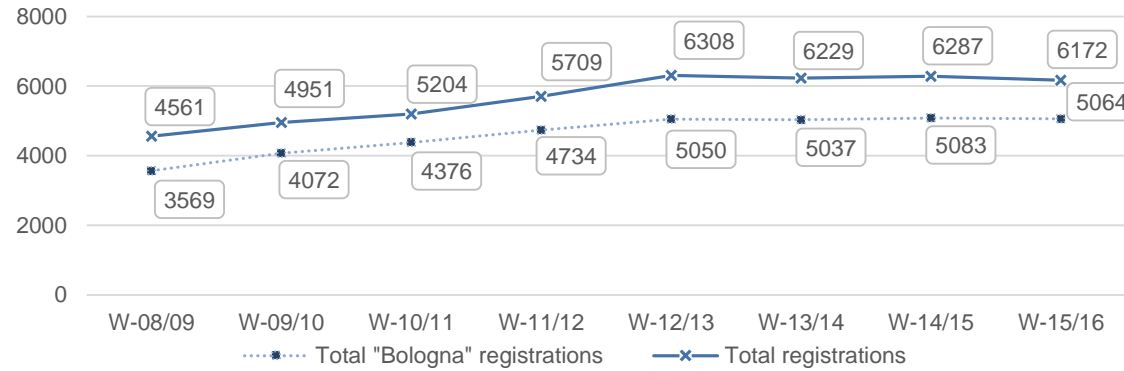
Art.4 La qualité et l'efficacité de la recherche se définissent par les indicateurs suivants : le nombre de spin-off:3

There are two active spin-offs in 2015

In 2015, the following new spin-offs were created:  
**ITTM s.à.r.l.**  
**Black Swan Lux s.à.r.l.**

## Academic Affairs

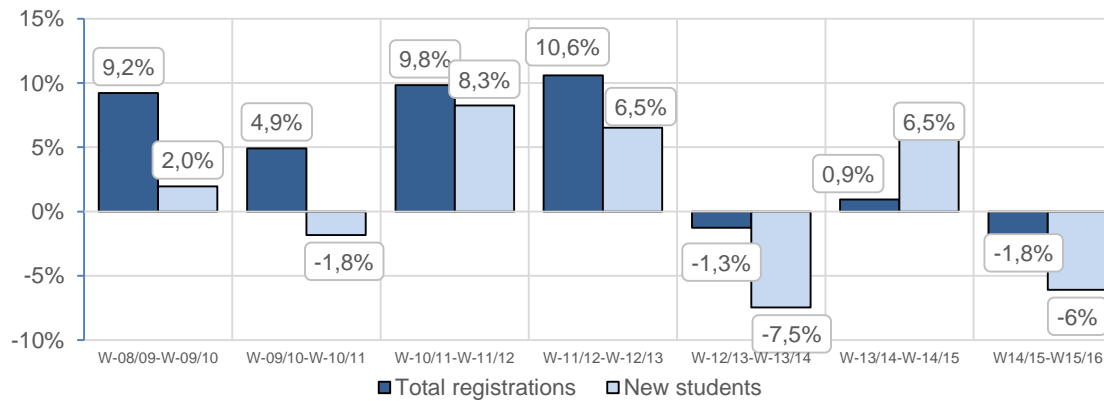
### Total University registrations (winter semesters; guest students excluded)



The Bologna student registrations are broken down as follows:

- 3043 Bachelor (-5,8%)
- 1408 Master (+9,7%)
- 613 PhD (+7,7%)

### Total University registrations: growth rate (winter semesters; guest students excluded)



Some study programmes introduced numerus clausus.



## Academic Affairs

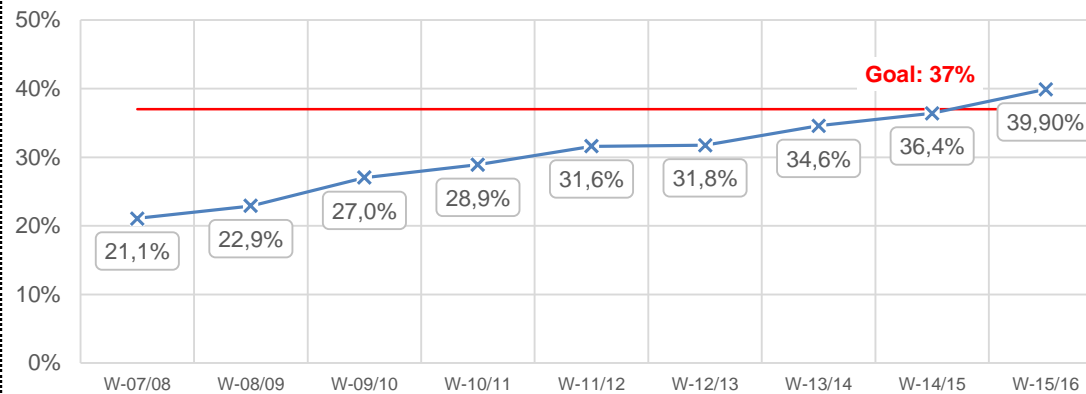
### Number of Bachelor programmes

**Art. 6(2)** [...] Le nombre de programmes "bachelor" n'augmente pas par rapport au nombre de programmes "bachelor" offerts à l'échéance du contrat d'établissement 10/13.

11 Bachelor programmes were offered in the Academic year 2014/2015, fulfilling the requirement settled in the contract

### Bologna Index

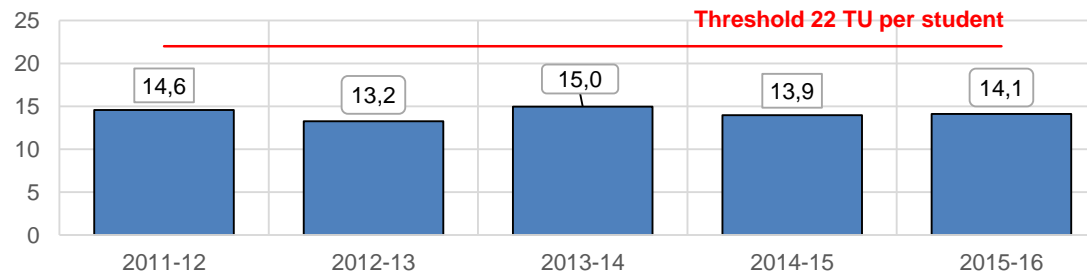
**Art. 7**  
Bologna Index : le taux visé d'étudiants inscrits dans les formations de master et de doctorat est de 37% des étudiants inscrits dans les formations « Bologna ».



The Bologna Index is defined as the ratio between the Bachelor and Master students over the total Bologna students.

### Teaching units

**Art.7(3)**  
Le taux « heures d'enseignement organisées par an/nombre d'étudiants » est fixé à un maximum de 22 heures organisées par étudiant



## Academic Affairs

|   |   |
|---|---|
| <b>Registrations threshold</b>  | Art.7(4) is fulfilled by all the Bachelor programmes.   |
| <b>Art.7(4)</b> <i>Le seuil minimum d'inscriptions semestrielles pour un programme de "bachelor" ou de "master" est de 15 inscriptions en moyenne sur trois ans, sauf pour le trois premières promotions d'un nouveau programme</i> | The Master programmes not meeting threshold are the following:<br>Master in Condensed Matter Physics<br>Master en Langues, Cultures et Médias : « Lëtzebuerger Studien »<br>Master Geography and Spatial Planning<br>Master in Modern and Contemporary European Philosophy<br>Master en Développement Durable |
| <b>European criteria</b>  | In Academic Year 2015/16, a total number of 9292 ECTS have been proposed as compulsory classes  |
| <b>Art.10 (1)</b> <i>[..] Volume visé de 7000 credits au plus.[..] Avec chaque diplôme, l'Université délivre le supplément au diplôme</i>   |   |
| <b>Learning outcomes</b>  |   |
| <b>Art.10 (2)</b> <i>Les programmes de formation sont définis en termes d'objectifs d'apprentissage[.]</i>  | Study programs are defined according to learning outcomes which are aligned with those defined by the European Qualifications Framework. Learning outcomes are described per study program and accessible via the study program's webpage or via the students' moodle platform.                               |
| <b>Joint degrees</b>  | Bachelor en Sciences et Ingénierie (A), Filière Physique  |
|   | Bachelor en Sciences de la Vie (A), Filière Biologie  |
|   | Bachelor en Ingénierie (P), Européisches Baumanagement  |
|   | Bachelor en Cultures Européennes (A), Philosophie   |
|   | Master in Condensed Matter Physics (A)  |
| <b>Art.10 (3)</b> <i>L'offre de formation vise également la mise en place de diplômes conjoints</i>   | Master en Développement Durable (P), Filière Energie et Environnement   |
|   | Master Professionnel en Sciences de l'Ingénieur - Efficacité Énergétique et Économique  |
|   | Master of Science in Civil Engineering - Megastructure Engineering with Sustainable Resources (A)   |
|   | Master in Modern and Contemporary Philosophy (A)  |
|   | Trinationaler Master in Literatur-, Kultur-, und Sprachgeschichte des deutschsprachigen Raums   |

ECTS are computed on compulsory classes offered during the entire academic year.

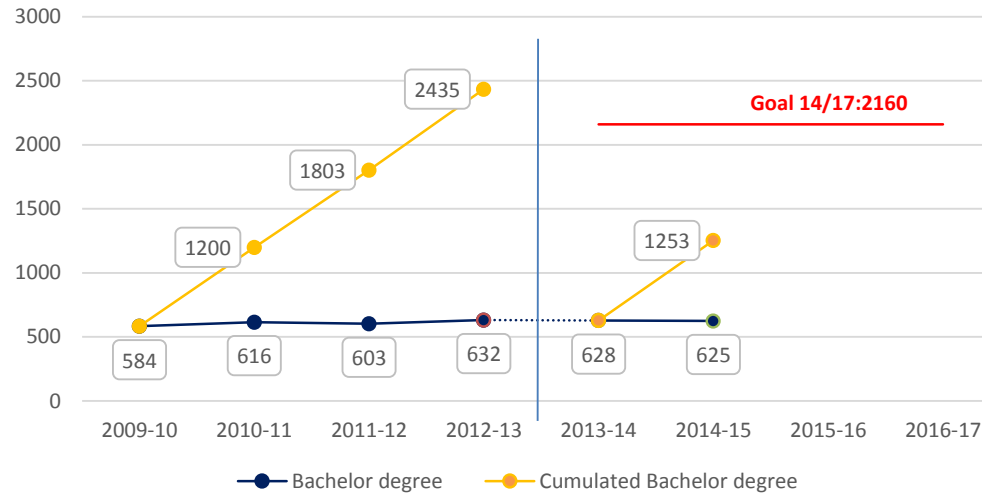
## Academic Affairs

|  |   |
|--|---|
| <p><b>Tutoring</b></p> <p><b>Art. 14</b> <i>l'université renforce le tutorat en première année de bachelor et au 1er semestre de master</i></p>  | <p>Over the reference period 2014/2015 tutoring was implemented in the three faculties at the bachelor level. A consistent reporting on tutoring activities across all the faculties is currently under discussion and will be developed in the future.</p>   |
| <p><b>Pedagogical chart</b></p> <p><b>Art. 5 (1)</b> <i>[...] charte pédagogique [...] constituant l'acte d'engagement de l'Université</i></p>   | <p>The Charter of Educational Reform requested by Art. 11 of the University Law of August 12, 2003 is under final revision and will be implemented by the end of 2016.</p>  |
| <p><b>E-learning</b></p> <p><b>Art. 5 (2)</b> <i>[...] l'Université incite à créer [...] un espace de cours permettant aux étudiants d'avoir accès à des ressources en ligne [...]</i></p>   | <p>eLearning platforms are in place at all three University faculties. Currently the main platform is moodle which is a course management system facilitating blended learning, distance education and other e-learning projects. Through this platform students can interact with their educators and virtually collaborate with each other on projects related to their studies and research.</p> |
| <p><b>Multilingualism</b></p> <p><b>Art. 13(1) and (2)</b> <i>toutes les formations sont au moins bilingues [...]. Toutefois, dérogation peut être faite pour 50% des formations au niveau master dont la langue d'instruction est l'anglais</i></p> | <ul style="list-style-type: none"> <li>100% of Bachelor programmes are taught in two or more languages</li> <li>54% of Master programmes are taught in two or more languages</li> <li>In 41% of Master programmes courses are taught in English exclusively</li> <li>One Master programme is taught in French exclusively</li> <li>One Master programme is taught in German exclusively</li> </ul>  |

## Academic Affairs

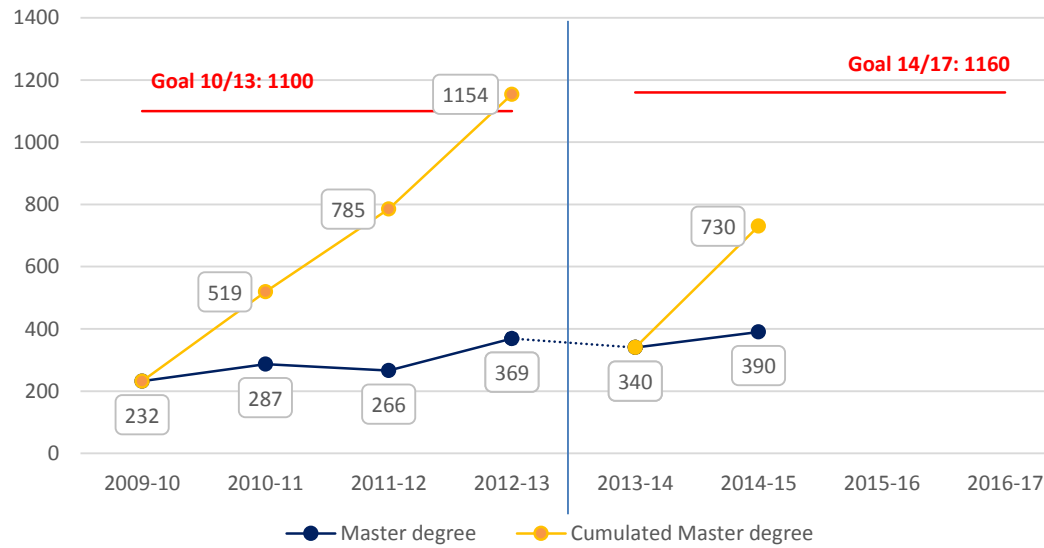
### Awarded bachelor degrees

**Art.7 (2)a** en 2017, le nombre cumulé de diplômes de "bachelor" délivré est de 2160



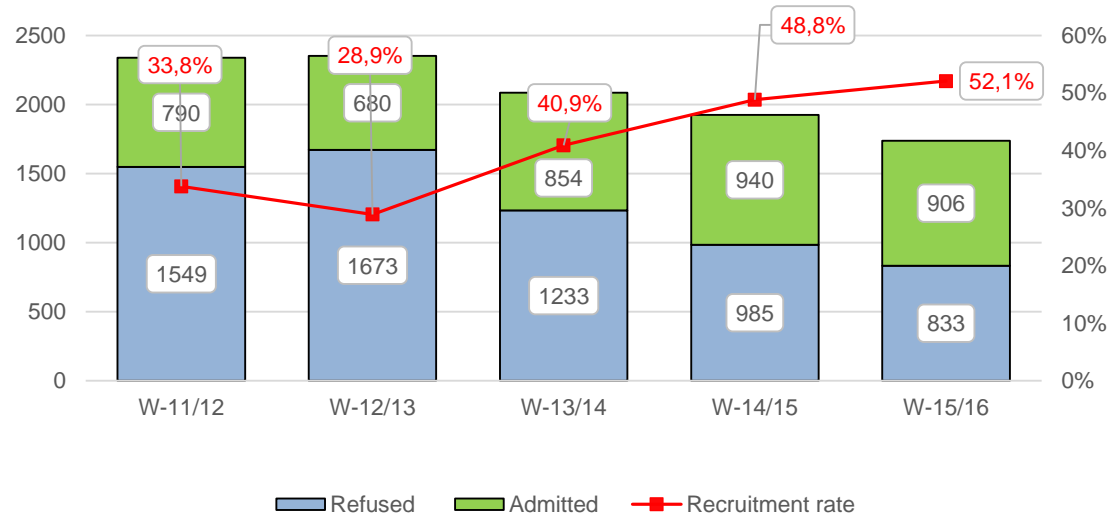
### Awarded Master degree

**Art.7 (2)b** En 2017, le nombre cumulé de diplômes délivré "master" est de 1160



## Academic Affairs

Master recruitment rate



## Employability

### Employability

"Graduation and .. Now?" Is a yearly conducted study collecting information about the activities of leavers six months after graduation

Census date: 16<sup>th</sup> of February 2016 (future and past tense questionnaire)

The fieldwork period lasts from end December 2015 to August 2016 (expected)

1<sup>st</sup> phase: On-line survey (completed)

2<sup>nd</sup> phase: telephone follow-up (on going)

**Art.9** les formations répondent au critère de l'employabilité. A cet effet, l'université met en place un système lui permettant d'avoir une connaissance précise des emplois de ses diplômés

Survey dimensions:

- \* Employment status at census date (6 months after graduation)
- \* Type of occupation
- \* Employment basis
- \* Where place of work is located
- \* Remuneration
- \* Importance of qualification for obtaining the job
- \* Reasons to accept the job
- \* How did graduate find about the job
- \* Current training, if any

The yearly "Graduation..and now?" survey will be followed by a follow-up study aiming at measuring the employment status of our graduates three years after graduation.

### Graduation and ... now?

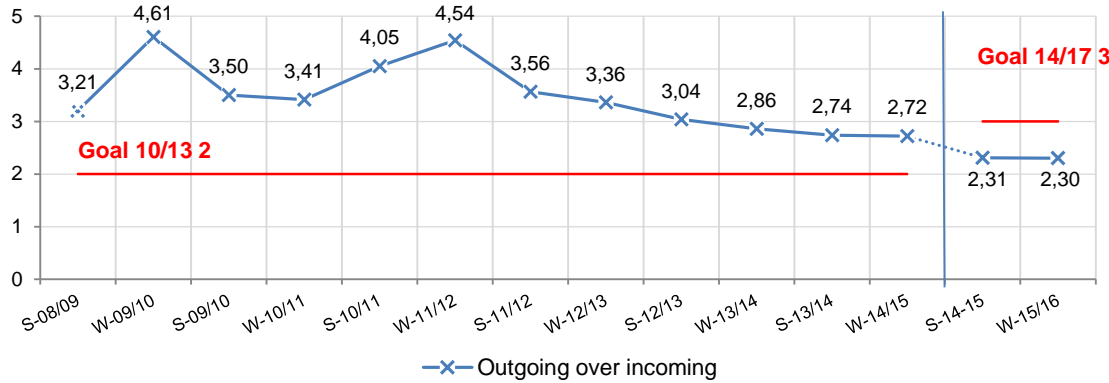
The "Graduation ..and now?" project has been based on the survey implemented by the Higher Education Statistical Agency of UK. This allows to have a direct comparability of our graduates employability results with those of graduates from all higher education actors of UK.

# Mobility

## Mobility ratio

### Art.12 (3)

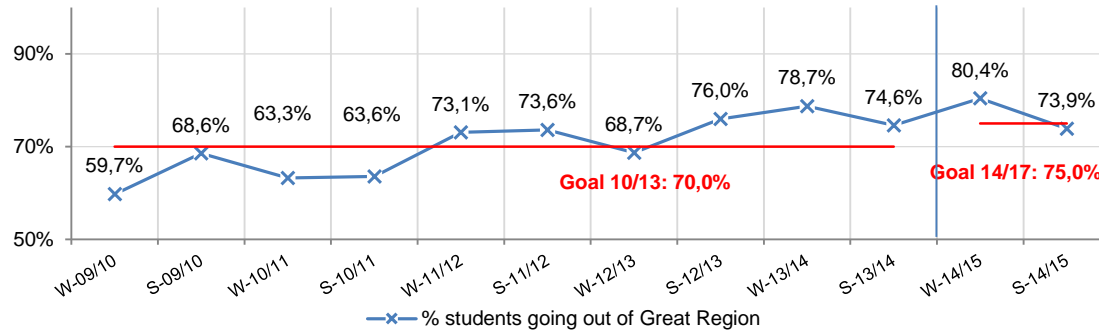
L'Université favorise l'accueil d'étudiants étrangers dans le cadre de partenariats. Le taux visé d'étudiants sortants/étudiants rentrants est de 3/1



## Non-commuting mobility

### Art. 12. (2)

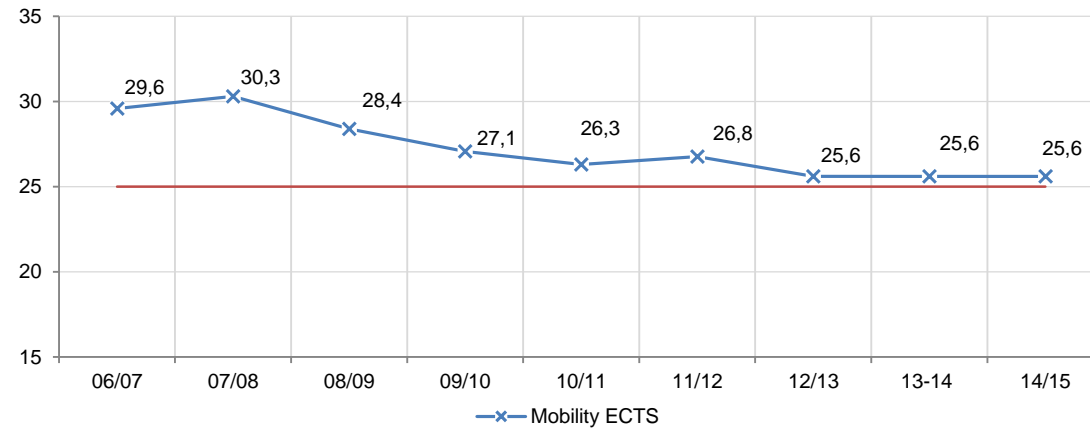
Un taux de 75% de mobilité des étudiants au-delà de la Grande-Région est visé



## Mobility ECTS

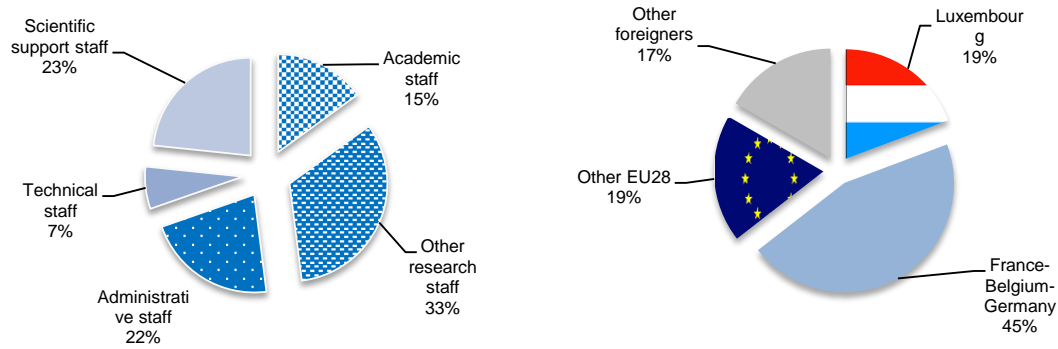
### Art. 12. (1)

Pour les formations de bachelor, la mobilité des étudiants s'étend sur 30 ECTS au minimum avec en moyenne une reconnaissance de 25 ECTS par étudiant, le grade de bachelor étant délivré par l'Université



# Internationality

## Staff composition and nationalities



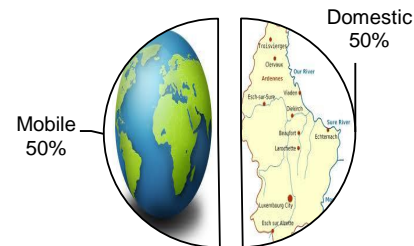
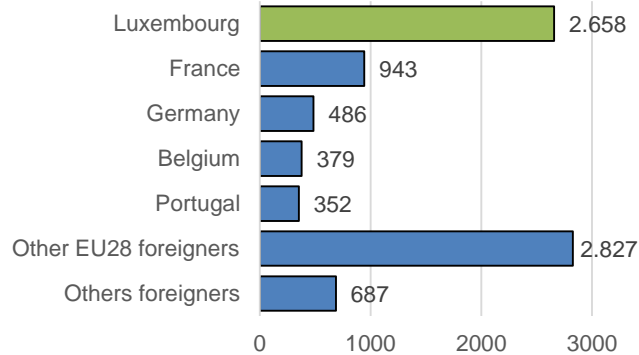
## International agreements



The international agreements count the number of partner universities. More than one agreement can be in place within the same university.

## International versus Domestic

### UL students W-15/16 (guest students excluded)

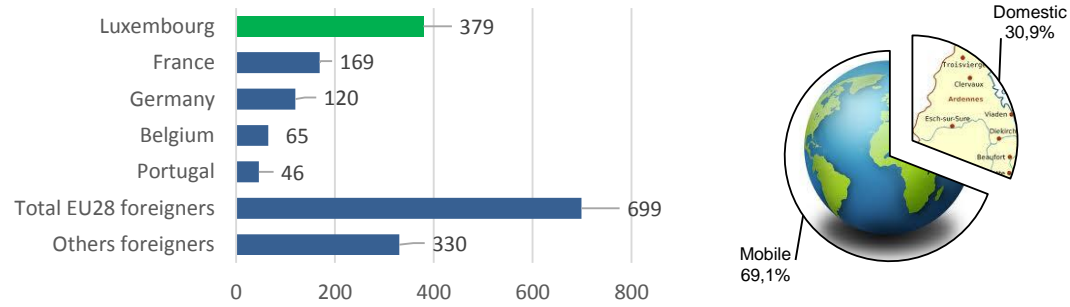




## Internationality

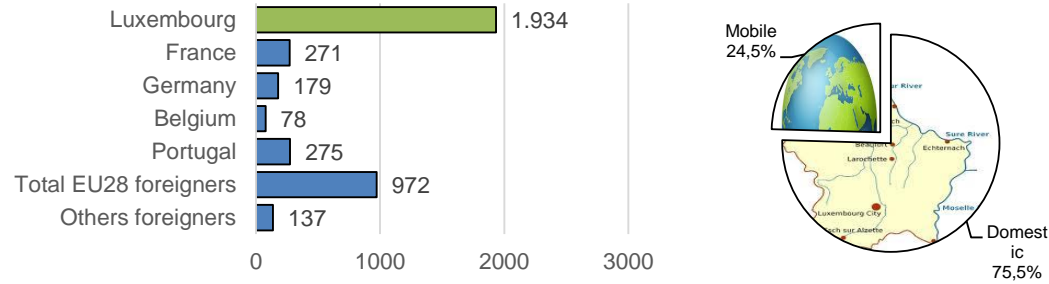
### International versus Domestic

#### Master students W-14/15



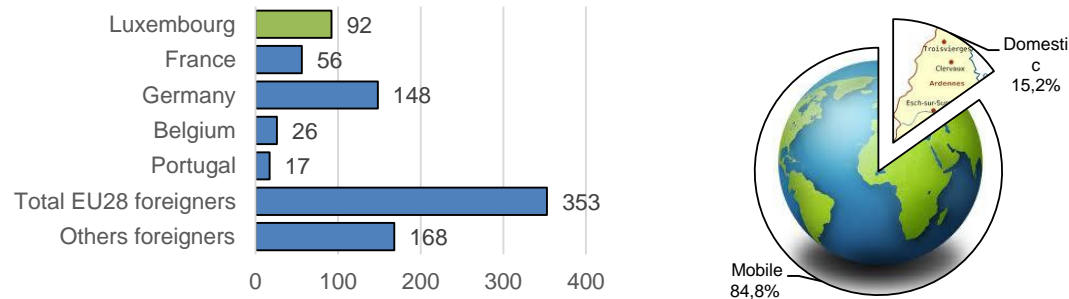
### International versus Domestic

#### Ph.D. students W-14/15



### International versus Domestic


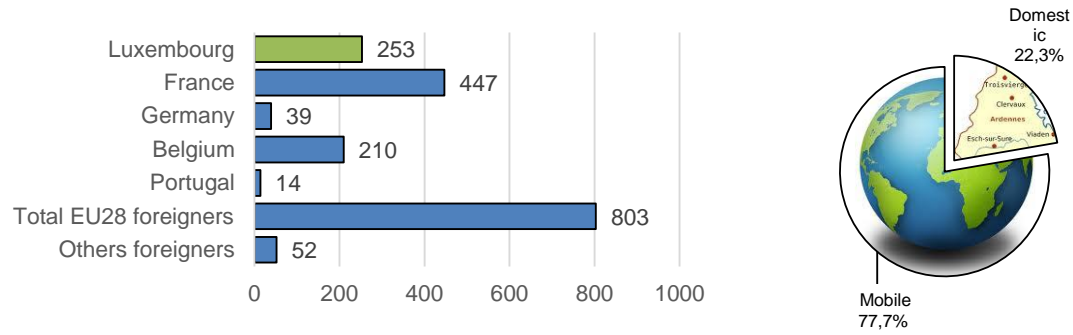
#### Ph.D. students W-14/15



## Internationality

International versus  
Domestic

Other programmes  
students W-14/15

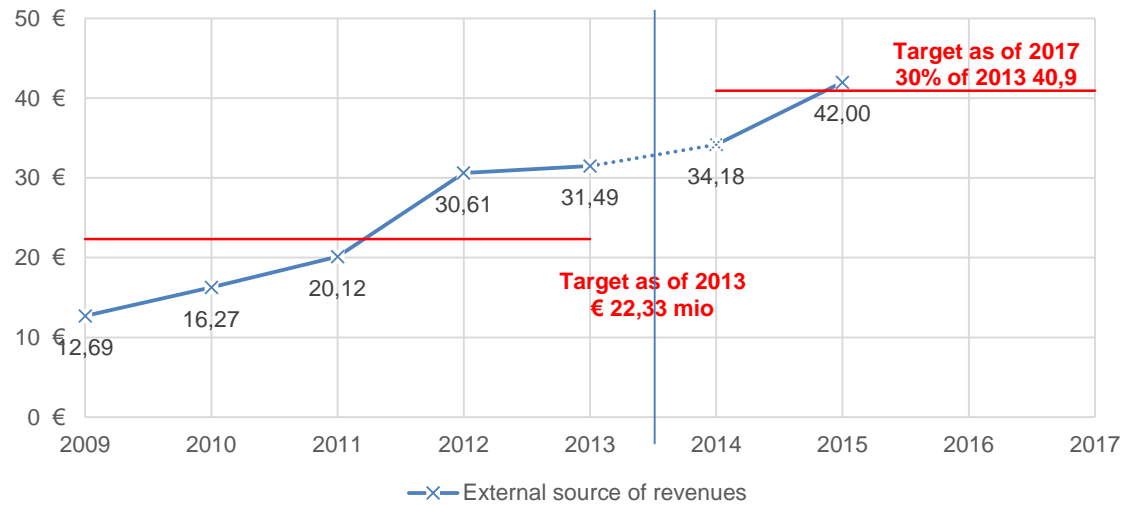


## Organisation

### External revenues (millions of Euro)

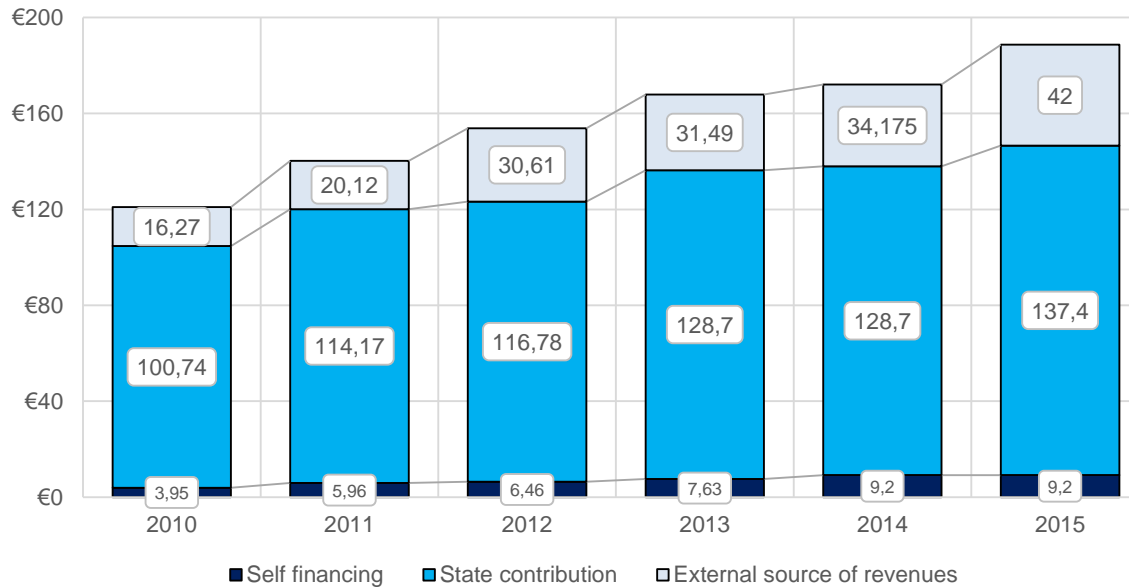
#### Art.17 (3)

Outre la dotation globale, l'Université s'engage sur une croissance cumulée de 30% du financement externe pendant la période 2014-2017 par rapport à l'exercice 2013 et sur un volume globale de 140 millions d'euros



### Total revenues (millions of Euro)

University revenue sources over year

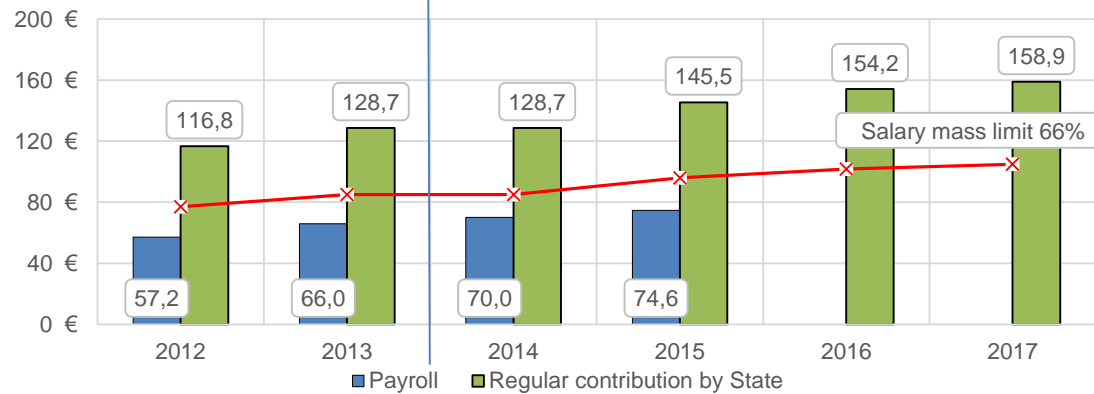


Key funding sources.  
Based on realised amounts in  
millions of euros as of  
31.12.2015.

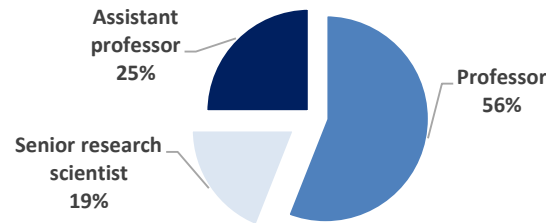
## Organisation

### Art.17 (2)

La masse salariale de l'Université ne peut excéder, pour ce qui est des postes structurels, 66% de la contribution régulière de l'Etat

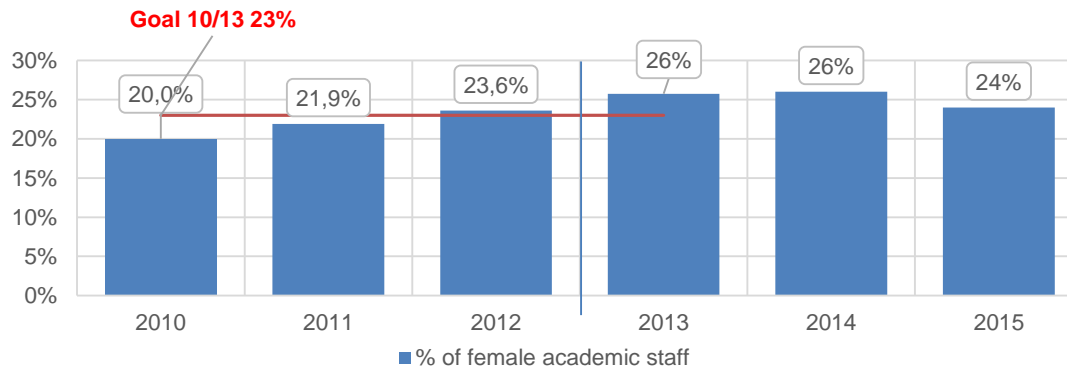


### Composition of academic staff by level



### Equal opportunities

Art.16 (2) Dans la gestion de ses personnels, l'Université veille à un juste équilibre dans la représentation des sexes, notamment pour ce qui est de la carrière de professeur

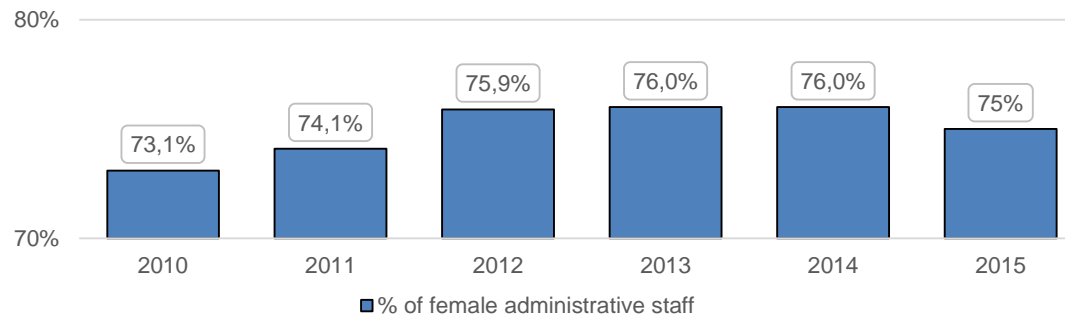


As of 31.12.2015, 16% of all Professors are women.

## Organisation

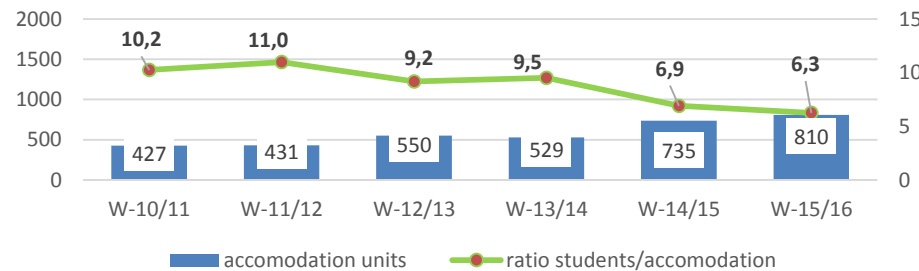
### Equal opportunities

Art.16 (2) Dans la gestion de ses personnels, l'Université veille à un juste équilibre dans la représentation des sexes, notamment pour ce qui est de la carrière de professeur



### Accommodation units (beds)

Number of accommodation units over time



Students accommodation increased significantly due to the new student residences now available in Belval Campus. The ratio includes only Bologna students.

## Public understanding of Science and Technology

### Activities

- 2 "Grandes conférences"
- 16 "Jeudi des Sciences"
- 1 series of courses "Amphi ouvert" (5 classes)
- 1 seminar "Uni@Lycées"
- 1 summer school "Leonardo" for pupils
- Guest students activity "open@uni.lu"
- Participation to the project "Science & You" (Nancy)
- Participation in the pilot project "CERCo - Construire Ensemble une Région de la Connaissance"
- 4 meetings « Uni iwwer Land »