A photograph of a modern university building with a white, grid-like facade. The building has many windows and a curved structure. A black pillar with the text 'MAISON DU SAVOIR' is visible on the right. A white circular structure is in the foreground.

University of Luxembourg

Key Performance Indicators 2022 - 2025
Reporting period: January - December 2023
Solicited under the "Contrat d'Établissement Pluriannuel entre l'État et
l'Université du Luxembourg 2022 - 2025"



Table of Contents



Progress to Goal 2022 - 2025

Progress to Goal 2022 - 2025 - Detail

Research

Publication intensity

Top 10% publications

Joint publications with Luxembourgish research institutions

New ERC grants

Teaching

Quality assurance - programme accreditation

Training of teaching staff

Student course evaluation

PaKTT & Outreach

Patents submitted

New PPP-funded PhD/Postdocs

Number of spin-offs

External funding

Competitive funding - National

Competitive funding - International

Collaborative funding

Competitive and collaborative funding - Total

Other

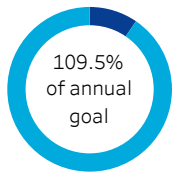
Percentage of female professors

Progress to Goal 2022 - 2025

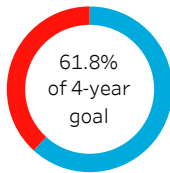
Reporting period: January - December 2023



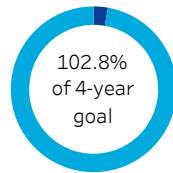
Publication Intensity



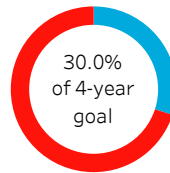
Top 10% Publications



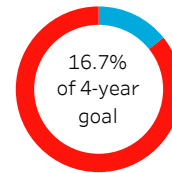
Joint Publications



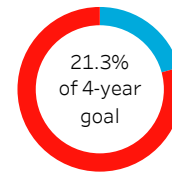
New ERC Grants



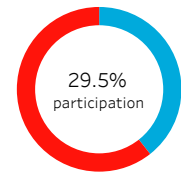
Accreditations



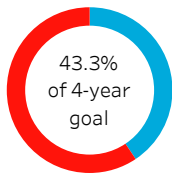
Training of teaching staff



Student course evaluation



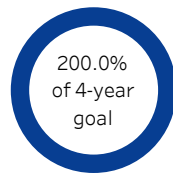
Patents submitted



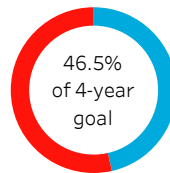
PPP-Positions acquired



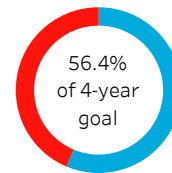
Spin-offs



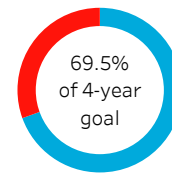
Competitive National Funding



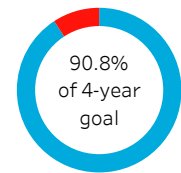
Competitive International Funding



Collaborative Funding



Female Professors



Progress to Goal 2022 - 2025 - Detail

Reporting period: January - December 2023



| | Goal | Value achieved | Performance |
|-------------------------------------------------------------|--------------|----------------|-------------|
| Research | | | |
| Publication intensity | 2 (annually) | 2.19 | 109.5% |
| Top 10% publications | 2300 | 1421 | 61.8% |
| Joint publications with Luxembourgish research institutions | 400 | 411 | 102.8% |
| New ERC grants | 10 | 3 | 30.0% |
| Teaching | | | |
| Quality assurance - programme accreditation | 6 | 1 | 16.7% |
| Training of teaching staff | 80 | 17 | 21.3% |
| Student course evaluation | 75% | 29.5% | 29.5% |
| PaKTT & Outreach | | | |
| Patents submitted | 30 | 13 | 43.3% |
| New PPP-funded PhD/Postdocs | 120 | 110 | 91.7% |
| Number of spin-offs | 5 | 10 | 200.0% |
| External funding | | | |
| Competitive funding - National | 150M | 69.78M | 46.5% |
| Competitive funding - International | 40M | 22.54M | 56.4% |
| Collaborative funding | 95M | 66.02M | 69.5% |
| Competitive and collaborative funding - Total | 285M | 158.34M | 55.5% |
| Other | | | |
| Percentage of female professors | 30% | 27.2% | 90.8% |

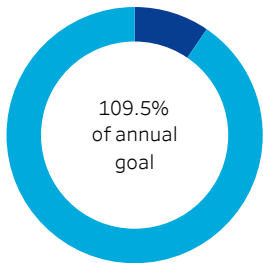
Research Indicators

Publication intensity

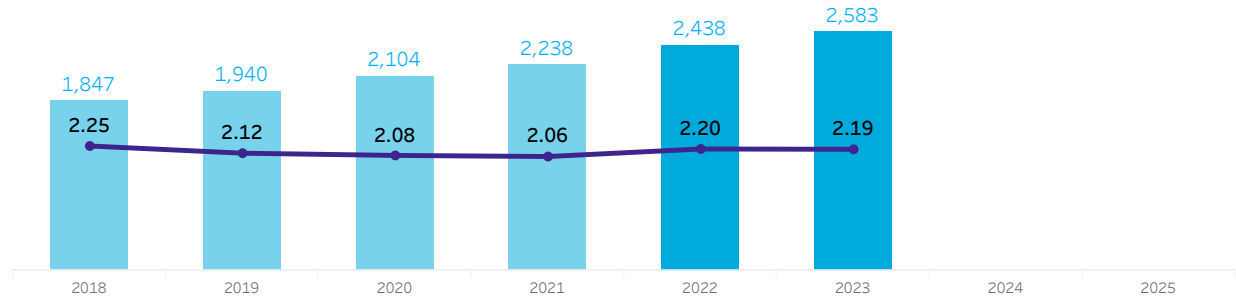


Intensité de publication: Nombre de publications scientifiques à comité de lecture scientifique par chercheur par année

Goal 2022-2025
2.0 annually




Number of publications and number of publications per researcher



NOTE: Publications per researcher for 2018-2021 recalculated according to the book weighting methodology of P4 2022-2025 (i.e. books and monographs weighting 4x more than other publications).

Number of publications in 2023, by type of publication

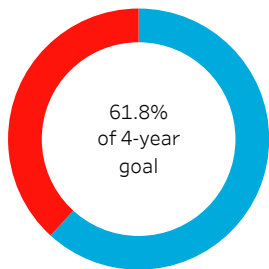


Top 10% publications

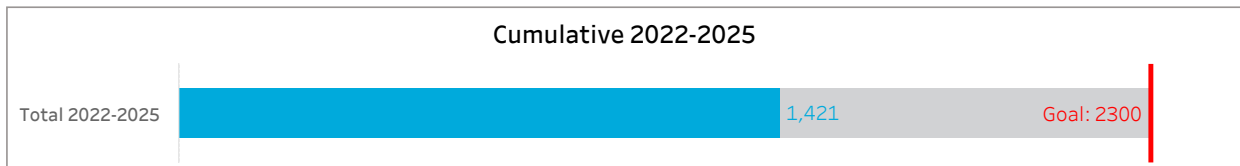
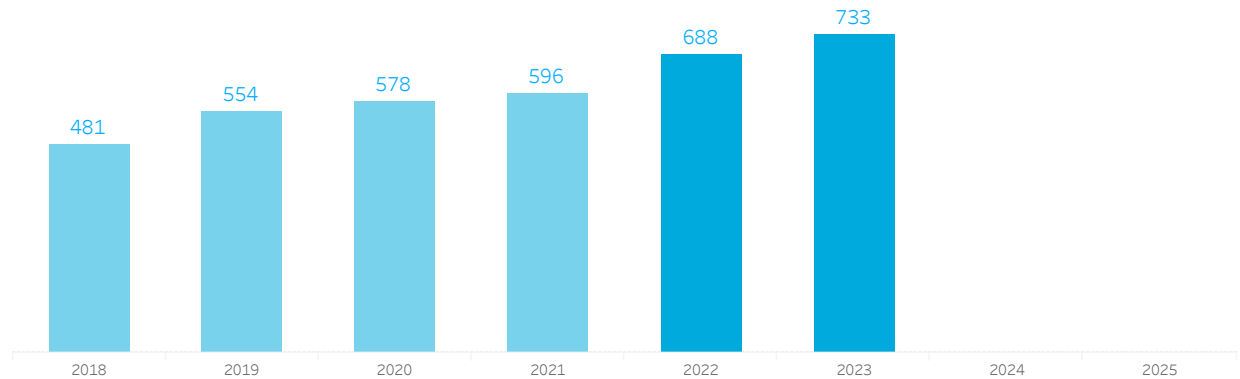


Top 10%: Nombre d'articles scientifiques publiés dans des revues à comité de lecture scientifique du premier décile (top 10%)

Goal 2022-2025
2300



Number of top 10% peer-reviewed publications per year

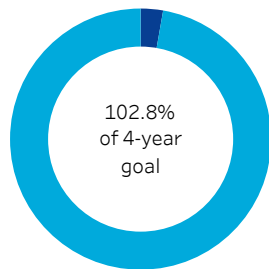


Joint publications with Luxembourgish research institutions

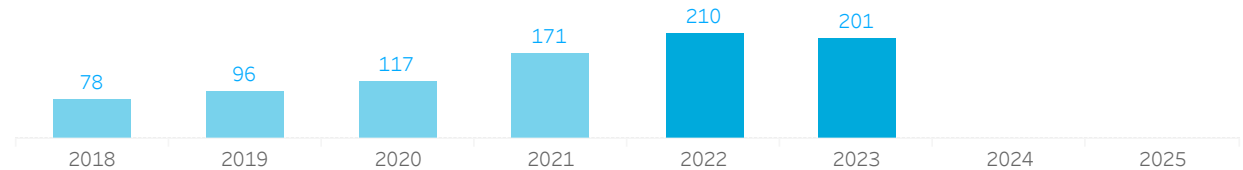


Publications conjointes: Nombre de publications dans des revues scientifiques à comité de lecture conjointes entre au moins un auteur de l'Université du Luxembourg et au moins un auteur d'une ou de plusieurs autres institutions de recherche luxembourgeoises

Goal 2022-2025
400



Number of joint peer-reviewed publications per year

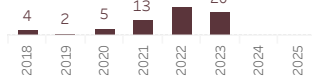


Cumulative 2022-2025



Joint publications with

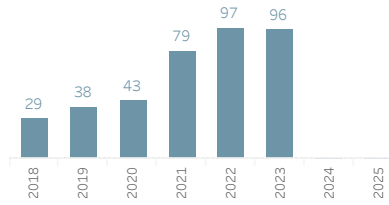
Laboratoire National de Santé (LNS)



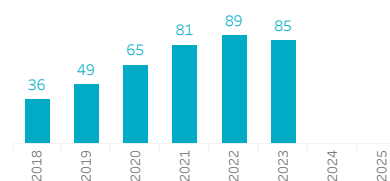
Max Planck Institute



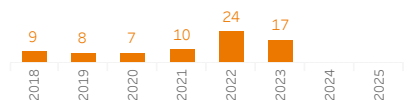
Luxembourg Institute of Health (LIH)



Luxembourg Institute of Science and Technology (LIST)



Luxembourg Institute of Socio-Economic Research (LISER)



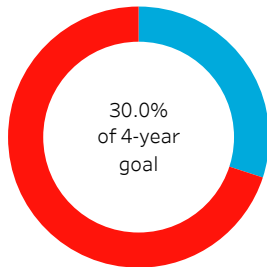
New ERC grants



Bourses ERC: Nombre de nouvelles bourses du Conseil européen de la Recherche (ERC) accordées à un chercheur de l'Université du Luxembourg

Goal 2022-2025
10

Research projects awarded an ERC grant



| Year | Researcher | Grant type | Project |
|---------------------|---------------|--------------|------------------------------------------------------------------------------------------------------------------------------|
| 2023 | Tkatchenko A. | PoC | MACHINE DRUG - Implementation of new machine learning algorithms for the optimisation of drug formulations |
| 2022 | Lagerwall J. | PoC | REVEAL - Revealing complex strain patterns and dangerous loads using cholesteric liquid crystal elastomers |
| | Tkatchenko A. | Advanced | FITMOL - Field-Theory Approach to Molecular Interactions |
| 2021 (P4 2018-2021) | No project | No project | No project |
| 2020 (P4 2018-2021) | Bissyande T. | Starting | NATURAL - Natural Programme Repair |
| | Ottersten B. | PoC | DREAM - Demonstration of a Radar Enabled wearable platform |
| | Podolskij M. | Consolidator | STAMFORD - Statistical Methods for High Dimensional Diffusions |
| | Tkatchenko A. | PoC | DISCOVERER - A novel chemical discovery platform enabled by machine learning |
| 2019 (P4 2018-2021) | Lagerwall J. | PoC | Verifying authenticity with liquid crystal-derived anti-theft encoding |
| | Wilmes P. | Consolidator | ExpoBiome: Deciphering the impact of exposures from the gut microbiome-derived molecular complex in human health and disease |
| 2018 (P4 2018-2021) | Brida D. | Consolidator | Ultrafast Tunneling Microscopy by Optical Field Control of Quantum Currents - UpTEMPO |
| | Coron J-S. | Advanced | CLODMAP: Cloud Computing via Homomorphic Encryption and Multilinear Maps |
| | Leist A. | Starting | Cognitive Aging: From Educational Opportunities to Individual Risk Profiles - CRISP |

Teaching Indicators

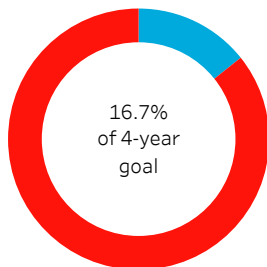
Quality assurance - programme accreditation

NOTE: This indicator will be reviewed in the mid-term KPI review in the light of the ongoing work to establish NVAO as the national accreditation agency.

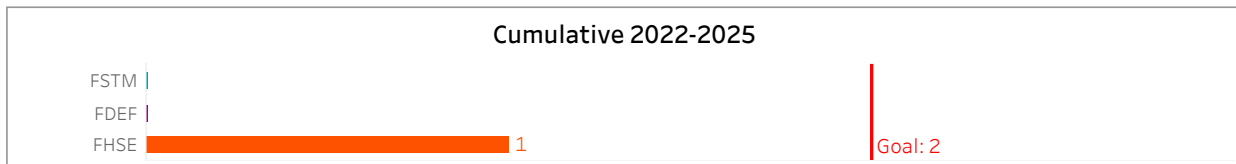
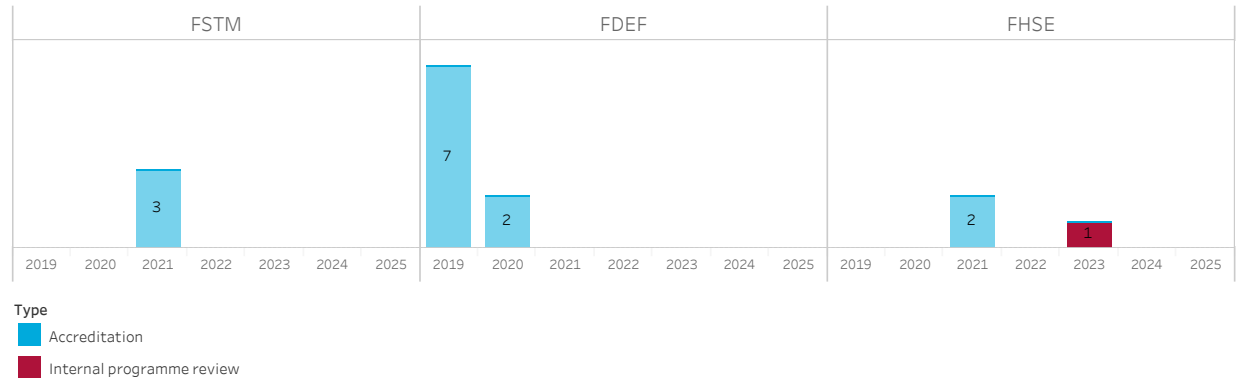


Assurance qualité: Nombre de programmes de bachelor et de master examinés avec succès par une agence externe, ou dans le cadre du système interne d'assurance qualité de l'Université du Luxembourg (avec revue par des pairs)

Goal 2022-2025
2 accreditations per faculty or
2 internal programme reviews per faculty



Number of accredited and reviewed programmes per faculty and year

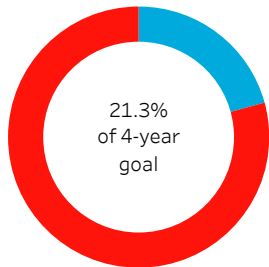


Training of teaching staff

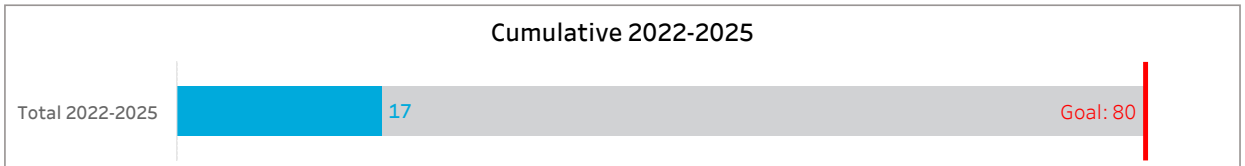
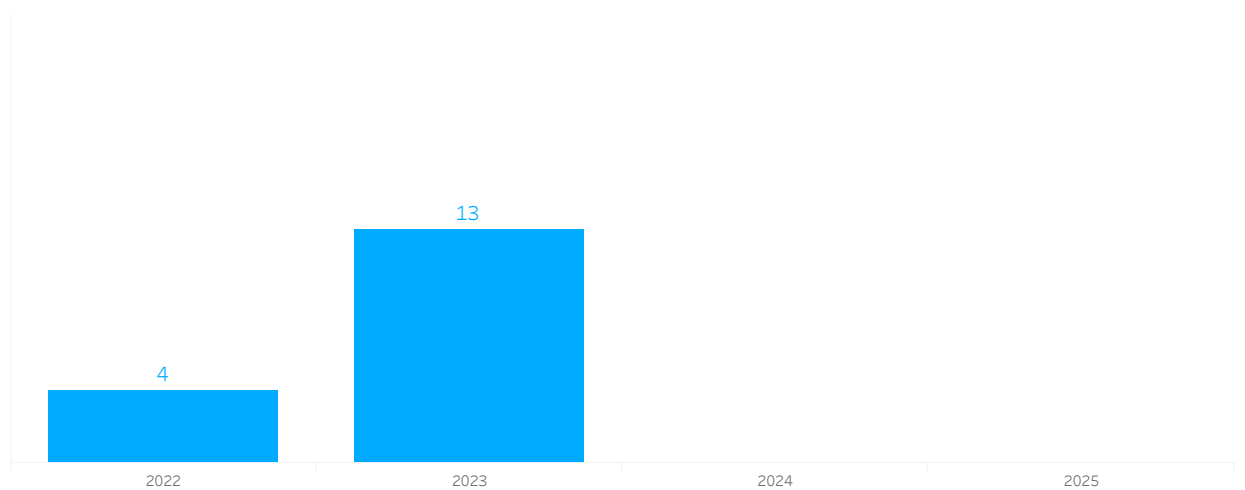


Formation du personnel enseignant: Nombre de membres du personnel enseignant-chercheur ayant demandé une reconnaissance des acquis d'expérience selon le référentiel UK Professional Standards Framework pour l'enseignement et le soutien à l'apprentissage dans l'enseignement supérieur

Goal 2022-2025
80



Number of academic and teaching staff applying for professional recognition per year

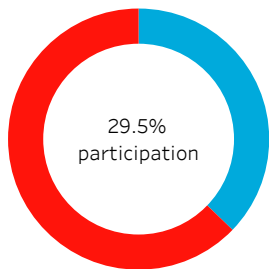


Student course evaluation

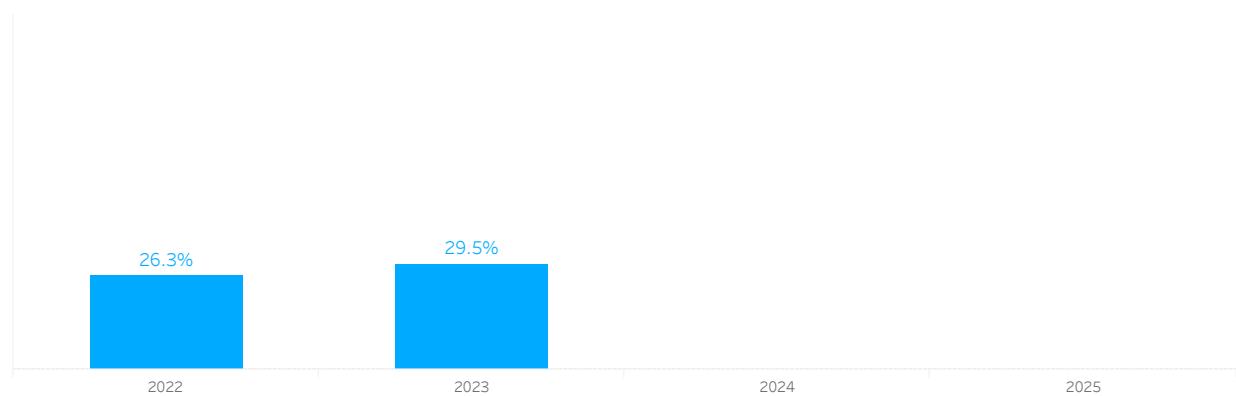


Evaluation de cours par les étudiants: Pourcentage de la totalité des étudiants inscrits au niveau bachelor ou master qui participent à un moins une évaluation de cours

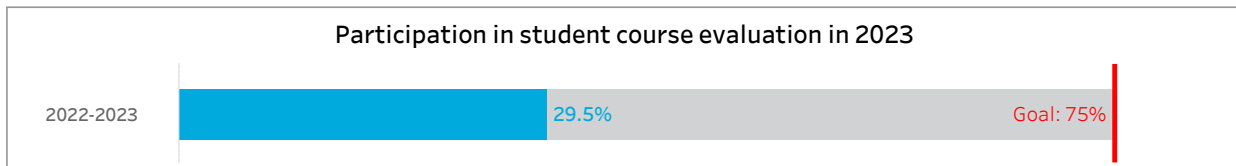
Goal 2022-2025
75% per semester at the end of P4



Percentage of students participating in course evaluation



The calendar year reported refers to the academic year ending in the calendar year. The percentage for a year is an average of the values observed for the winter semester and spring semester of the given academic year.



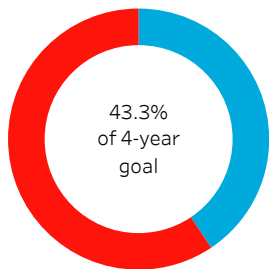
PaKTT & Outreach Indicators

Patents submitted

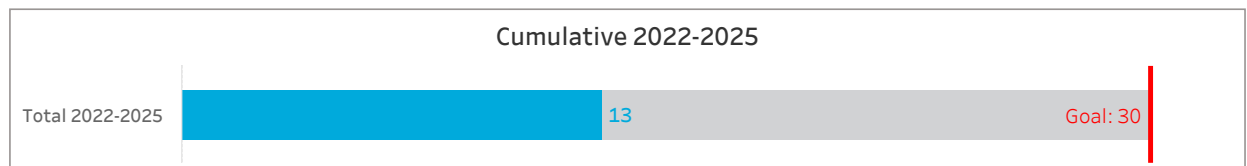
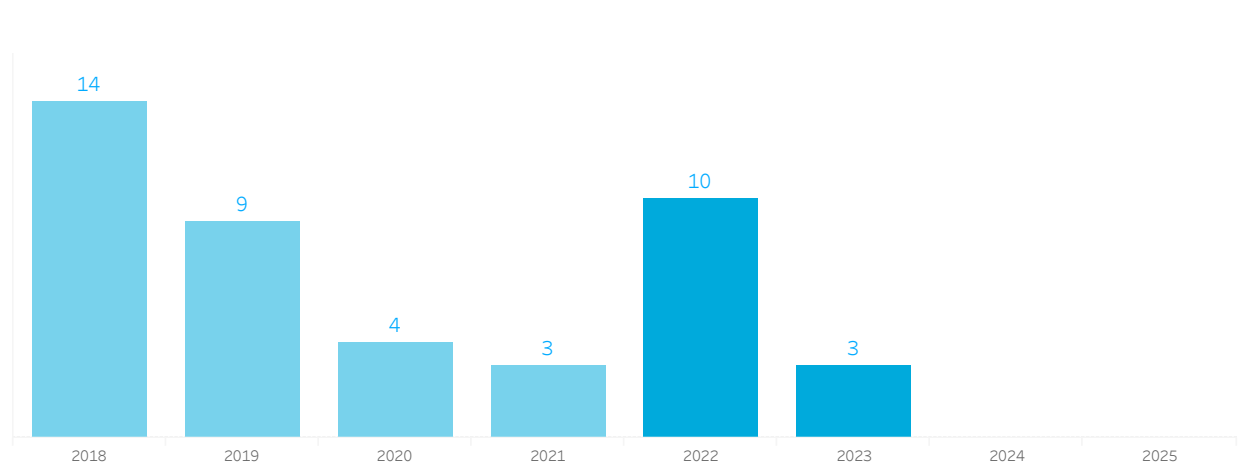


Brevets soumis: Nombre de brevets soumis OLB ou OEB ou OAB

Goal 2022-2025
30



Number of patents submitted per year

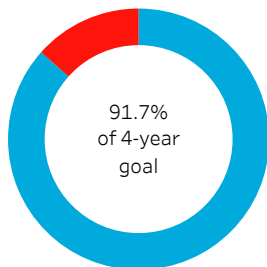


PPP-funded doctoral candidates and postdoctoral researchers

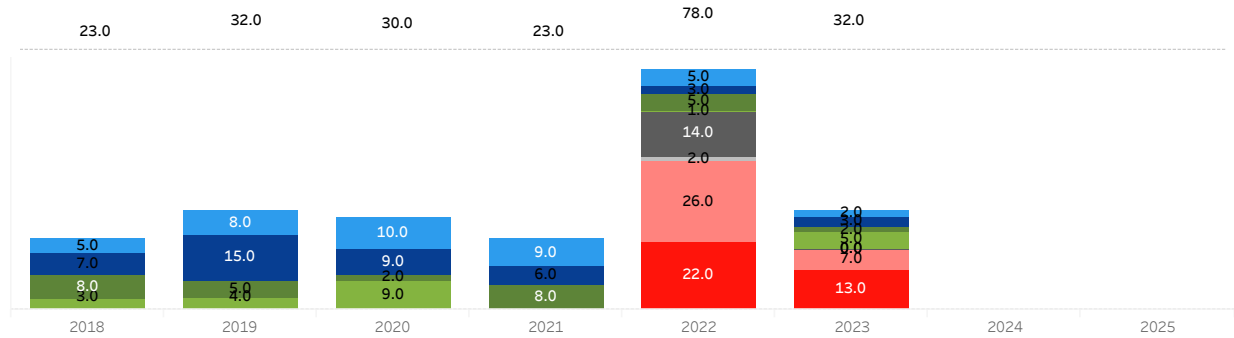


Partenariat: Nombre minimum de doctorants et de post-doctorants en PPP (Industrial Fellowships, BRIDGES, IPBG, ou dans le cadre de tout projet mené en collaboration avec un partenaire privé/industriel ou public apportant au moins 25% du financement du projet)

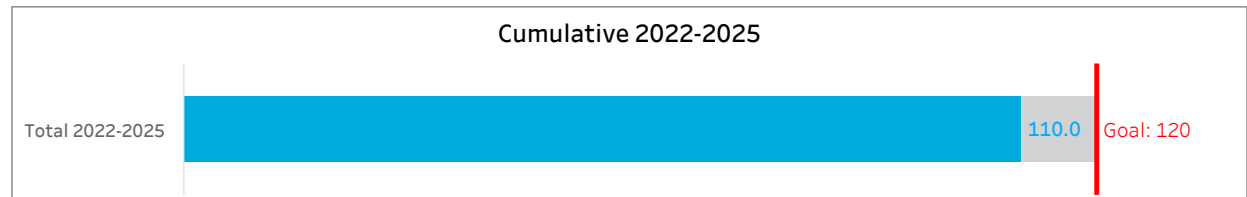
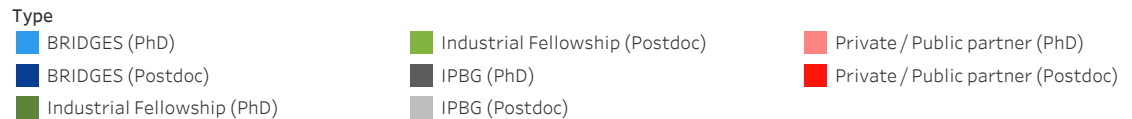
Goal 2022-2025
120



Number of PPP positions per year and type of partnership



NOTE: In P4 2022-2025, IPBGs and public/private partnerships with at least 25% project financing are included.

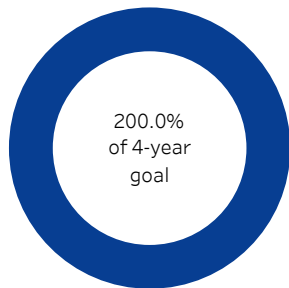


Spin-offs

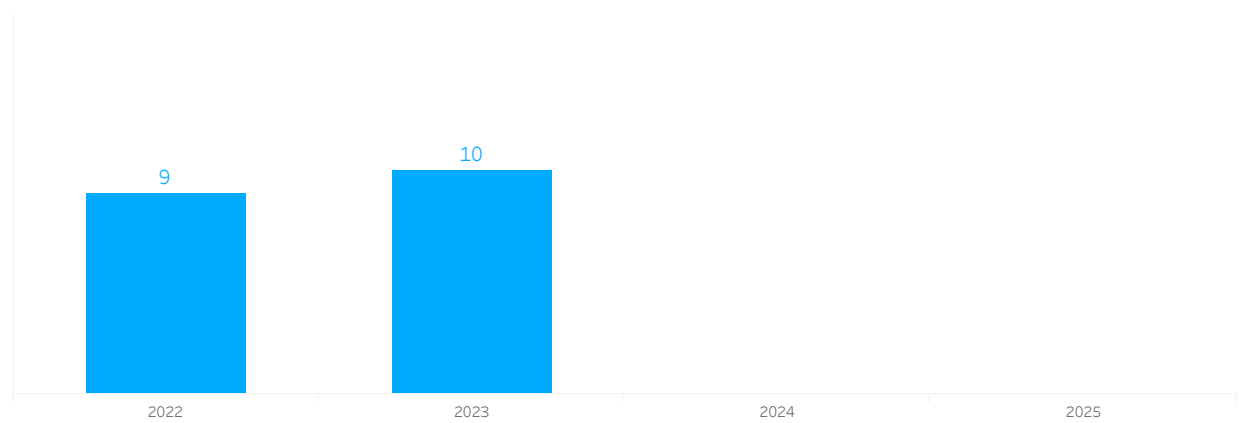


Spin-offs: Nombre minimum de spin-offs qui (a) existent depuis trois ans ou plus, (b) ont un ou plusieurs employés et (c) génèrent des revenus

Goal 2022-2025
5

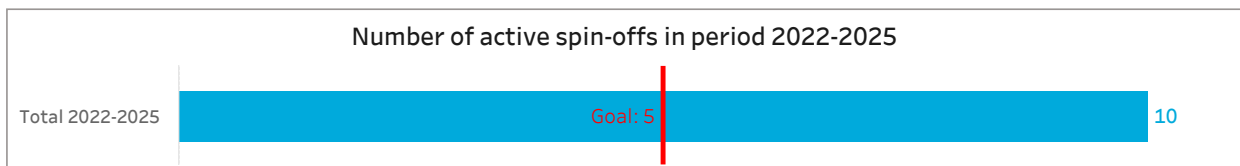


Number of active spin-offs



Active spin-offs created in or before 2020: Black Swan Lux S.A., Databourg Systems S.A R. L-S, DataThings S.à r.l., Information Technology for Translational Medicine (ITTM) S.A., LuxAI S.A., Motion-S s.a., OrganoTherapeutics s.à r.l.-s., VAGALUME SARL, NIUM S.A., LetzMath s.à r.l.-s

Number of active spin-offs in period 2022-2025



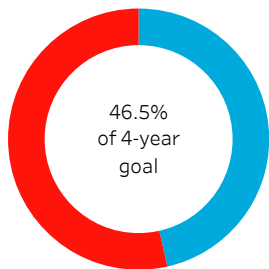
External Funding Indicators

Competitive funding - national

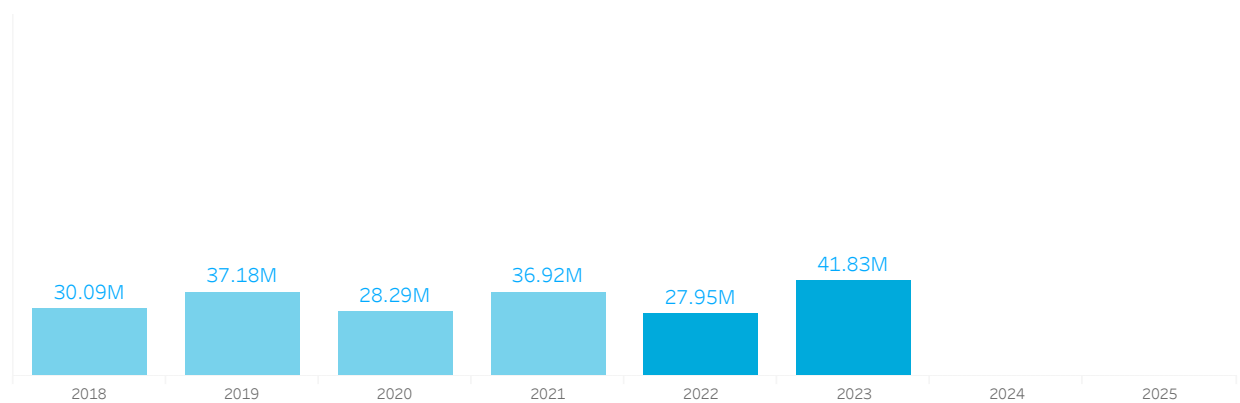


Financement compétitif national (en millions d'euro): Les recettes des programmes de recherche nationaux (FNR - à l'exclusion de celles comptabilisées sous l'indicateur "financement collaboratif"). Seront à considérer les revenus comptabilisés pour l'année considérée eu égard aux dépenses éligibles (et non pas les montants des contrats signés)

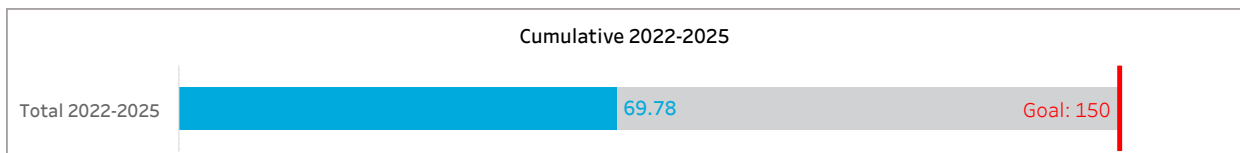
Goal 2022-2025
150



Revenue (in million EUR) from national competitive funding sources per year



Cumulative 2022-2025

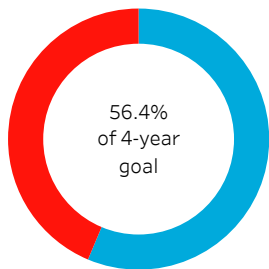


Competitive funding - international

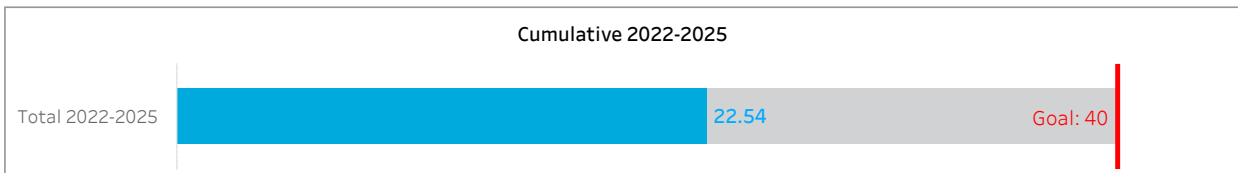
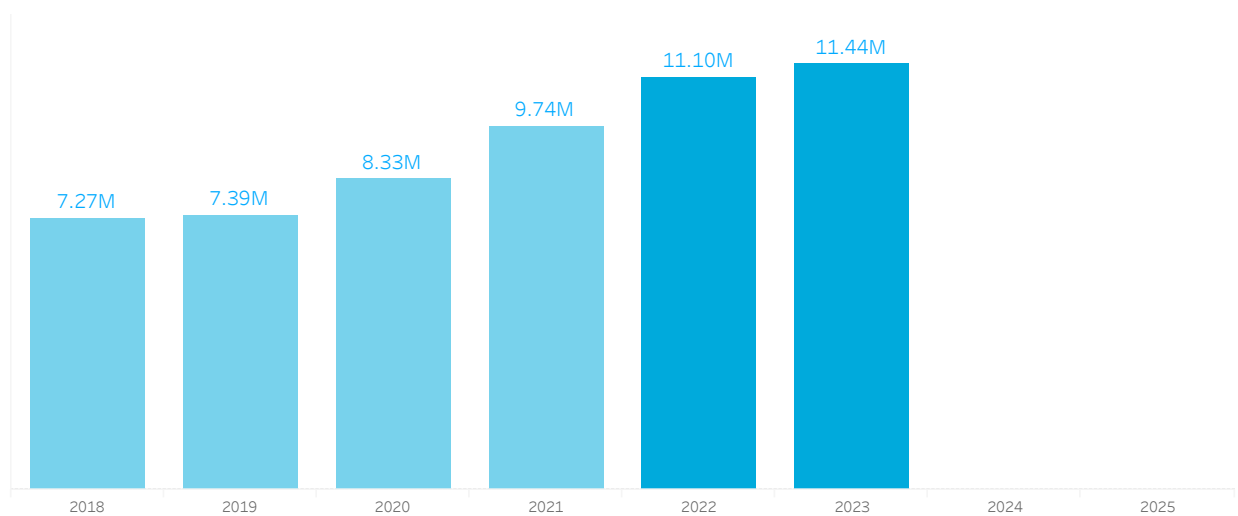


Financement compétitif international (en millions d'euro): Les recettes des programmes de recherche internationaux. Seront à considérer comme programmes de recherche internationaux des programmes avec une évaluation scientifique ex ante suite à un appel à projets, comme le PCRD, LIFE, les EIT, ainsi que le pacte vert pour l'Europe ("European Green Deal"), et le programme pour une Europe numérique ("Digital Europe Programme"). Seront à considérer les revenus comptabilisés pour l'année considérée eu égard aux dépenses éligibles (et non pas les montants des contrats signés).

Goal 2022-2025
40



Revenue (in million EUR) from international competitive funding sources per year

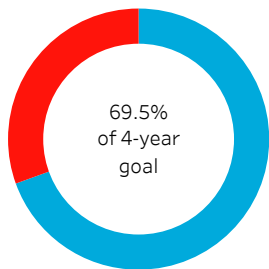


Collaborative funding

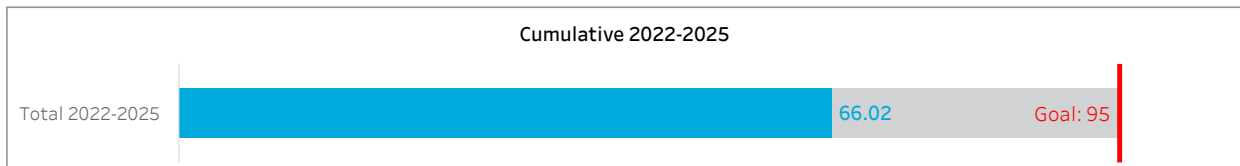
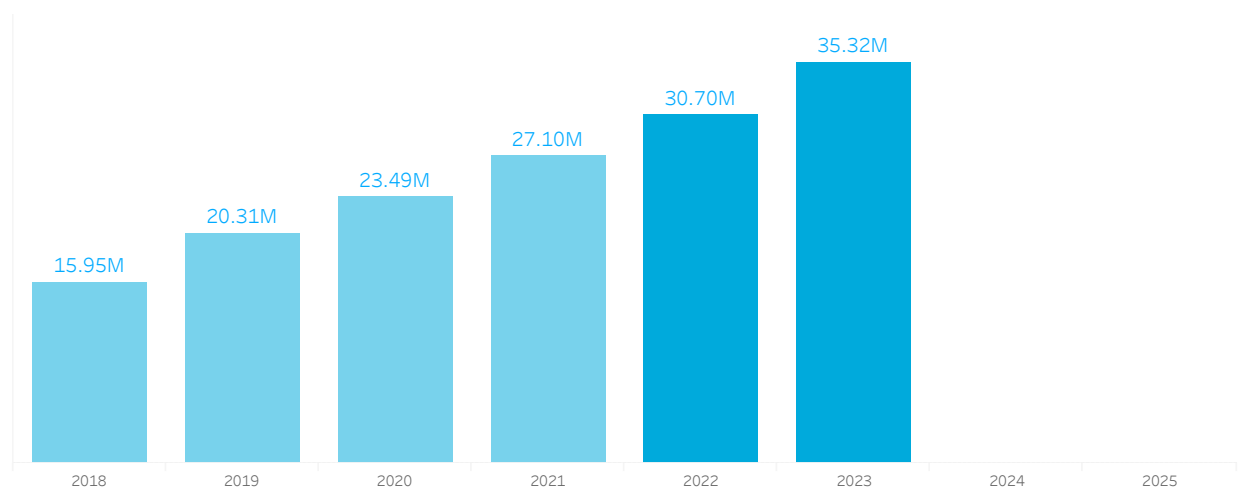


Financement collaboratif (en millions d'euro): Tous cofinancement des projets collaboratifs au sens de l'encadrement communautaire des aides d'Etat avec une entité privée ou publique, les missions commandées et financées par des ministères luxembourgeois ou leurs administrations, autres que le ministère ayant dans ses attributions l'enseignement supérieur, les royalties ou autres revenus de propriété intellectuelle, le financement ESA, le financement EDA, le financement reçu par des fondations ou dans le cadre de fundraising, et le financement NCER et INITIATE

Goal 2022-2025
95



Revenue (in million EUR) from collaborative funding sources by year

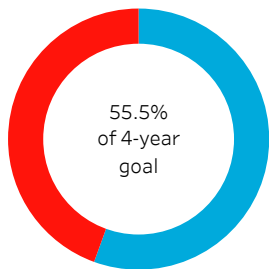


Competitive and collaborative funding

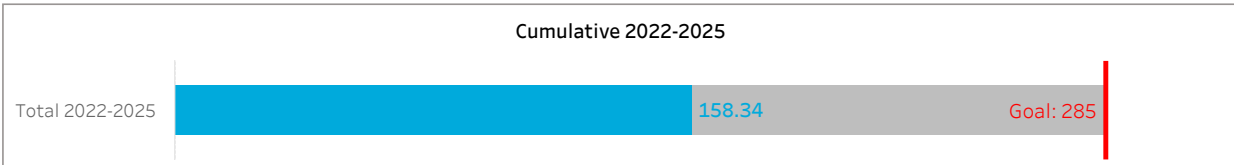
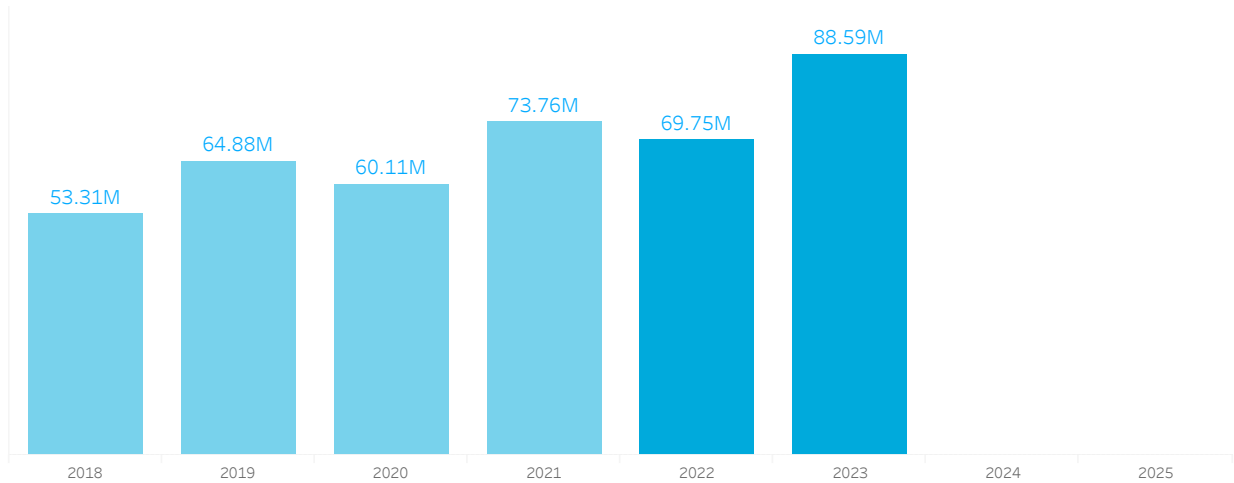


Total of competitive (national and international) and collaborative funding

Goal 2022-2025
285



Revenue (in million EUR) from competitive and collaborative funding sources by year



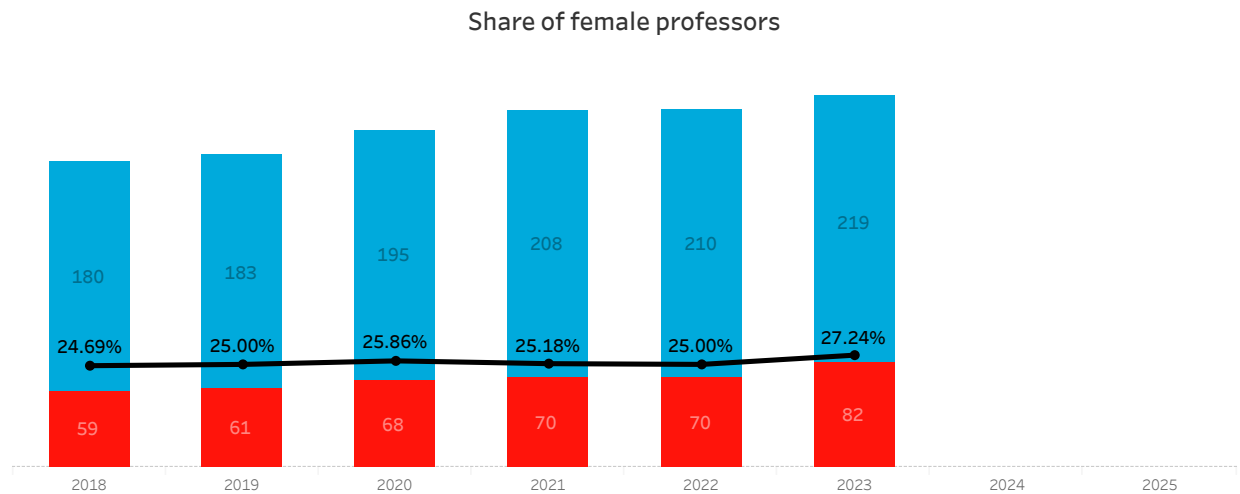
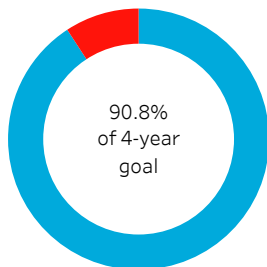
Other Indicators

Female professors



Femmes professeurs: Pourcentage de femmes professeurs (tous niveaux confondus - professeurs assistant, professeurs adjoint et professeurs ordinaire) parmi tous les professeurs

Goal 2022-2025
At least 30% by 2025



NOTE: Headcount from December 2022; Staff on maternity/parental/sick leave included

- Male Professors
- Female Professors
- Percentage Female Professors

Arrivals / departures of professors in 2023 by gender (headcount)

| | Arrival | Departure |
|--------|---------|-----------|
| Female | 12 | 0 |
| Male | 14 | 5 |