

Interactive Planning-based Cognitive Assistance on the Edge

Zhiming Hu, Maayan Shvo, Allan Jepson and Iqbal Mohomed
Samsung AI Centre, Toronto



What is cognitive assistance?


- ▶ One of the most exciting applications in AR Glasses
 - ▶ Google Glass, HoloLens 2
- ▶ Helpful in a myriad of tasks
 - ▶ Health care education and training
 - ▶ Industrial tool for remote support
 - ▶ Cooking assistant and fitness coach



*Image source for HoloLens 2: https://commons.wikimedia.org/wiki/File:HoloLens_2.jpeg,
<https://creativecommons.org/licenses/by/2.0/legalcode>, changes are not made on the image.*

How to build a cognitive assistant?

- ▶ Lots of existing work on building cognitive assistance [1,2,3,4]
 - ▶ Perception module
 - ▶ Determine the current task state
 - ▶ Cognitive module
 - ▶ Generate the next step



[1] VideoPipe: Building Video Stream Processing Pipelines at the Edge, Middleware 2019

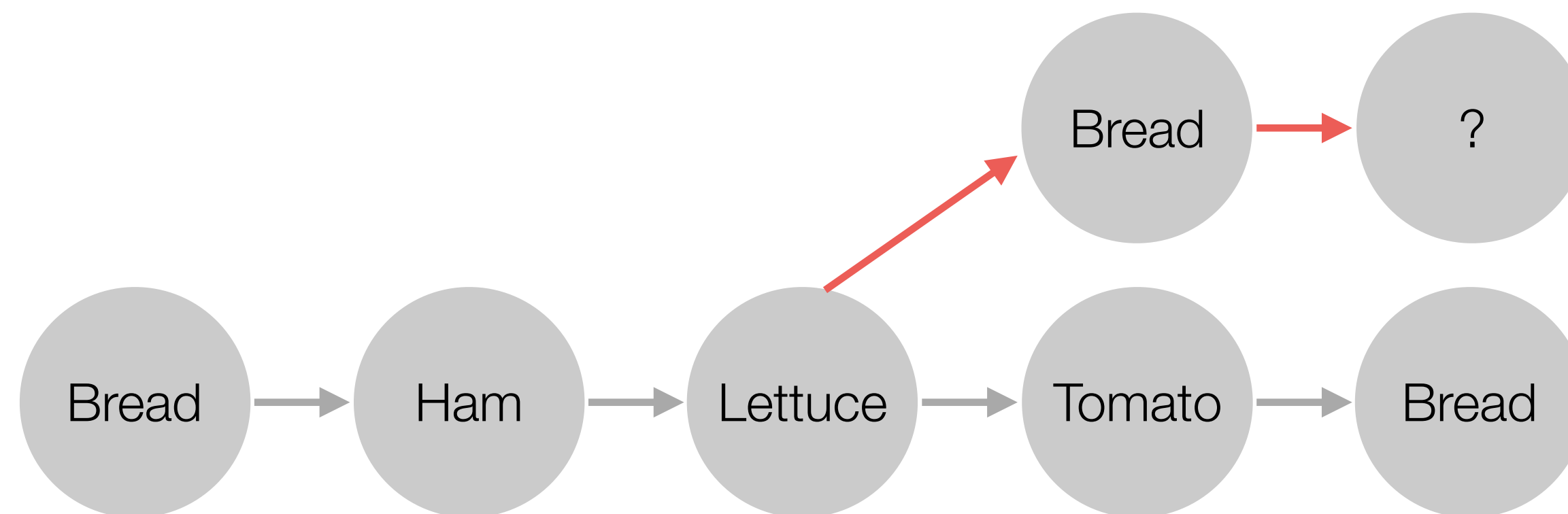
[2] <https://github.com/cmusatyalab/gabriel-sandwich>

[3] Mohan, S., Ramea, K., Price, B., Shreve, M., Eldardiry, H., & Nelson, L. (2019). Building Jarvis-A Learner-Aware Conversational Trainer. In IUI Workshops.

[4] Laird, John E. The Soar cognitive architecture. MIT press, 2012.

The motivation

- ▶ While it is simple to build a state machine to guide a user to complete some tasks, there are several issues
- ▶ The state machine needs to be pre-defined
- ▶ It cannot list all the possible user errors, thus cannot recover from such failure cases.



How about a planner?

- ▶ Benefits

- ▶ Flexible, can recover from any user errors

- ▶ Challenges

- ▶ Need to calculate accurate current task state (CTS)
 - ▶ Not as computationally efficient as state machines.

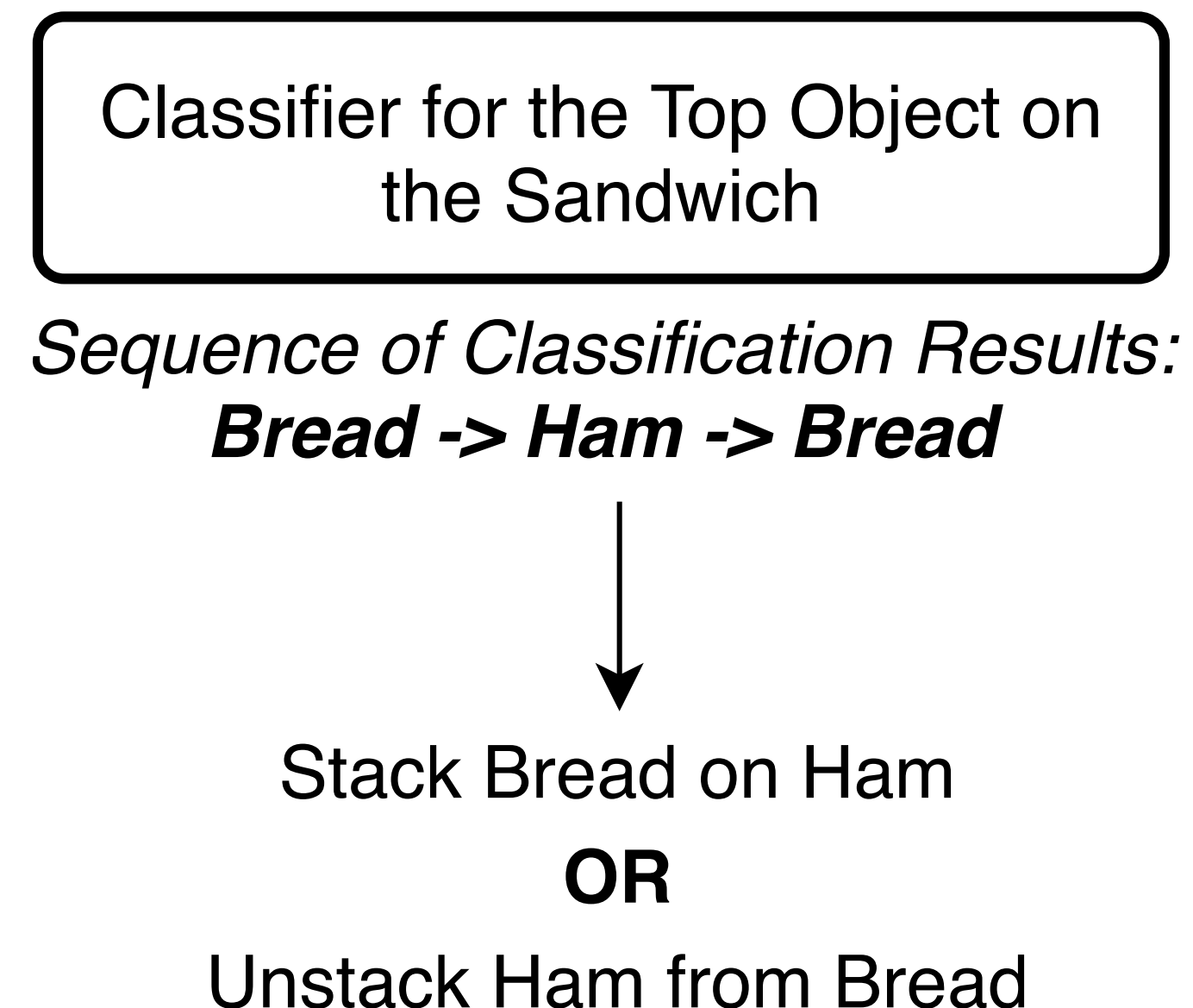
A planning problem

- ▶ A planning problem may be encoded in PDDL by defining the domain, initial state, and goal state.
 - $stack(x,y) \in A$
 - $Pre_{stack} = \{clear(x), clear(y), ontable(x)\}$
 - $eff_{stack}^+ = \{on(x,y)\}$ (note: x is on y)
 - $eff_{stack}^- = \{clear(y)\}$
 - $G = \{onTable(bread1), on(ham, bread1), on(lettuce, ham), on(bread2, lettuce), on(tomato, bread2), on(bread3, tomato)\}$
- ▶ If **all of the ingredients are clear and on the table**, one possible solution is $\pi = stack(ham, bread1), stack(lettuce, ham), stack(bread2, lettuce), stack(tomato, bread2), stack(bread3, tomato)$.

The key to get the correct plan is to obtain accurate current task state

Ambiguity Resolving

- ▶ We keep track of the current task state by recognizing the actions taken since the beginning of the interaction.
- ▶ However, we may encounter ambiguous cases where we cannot determine which action was performed by the user.



Dynamic State Tracking

- ▶ A planner with state machines
- ▶ The planner will only be called when an unexpected action is detected

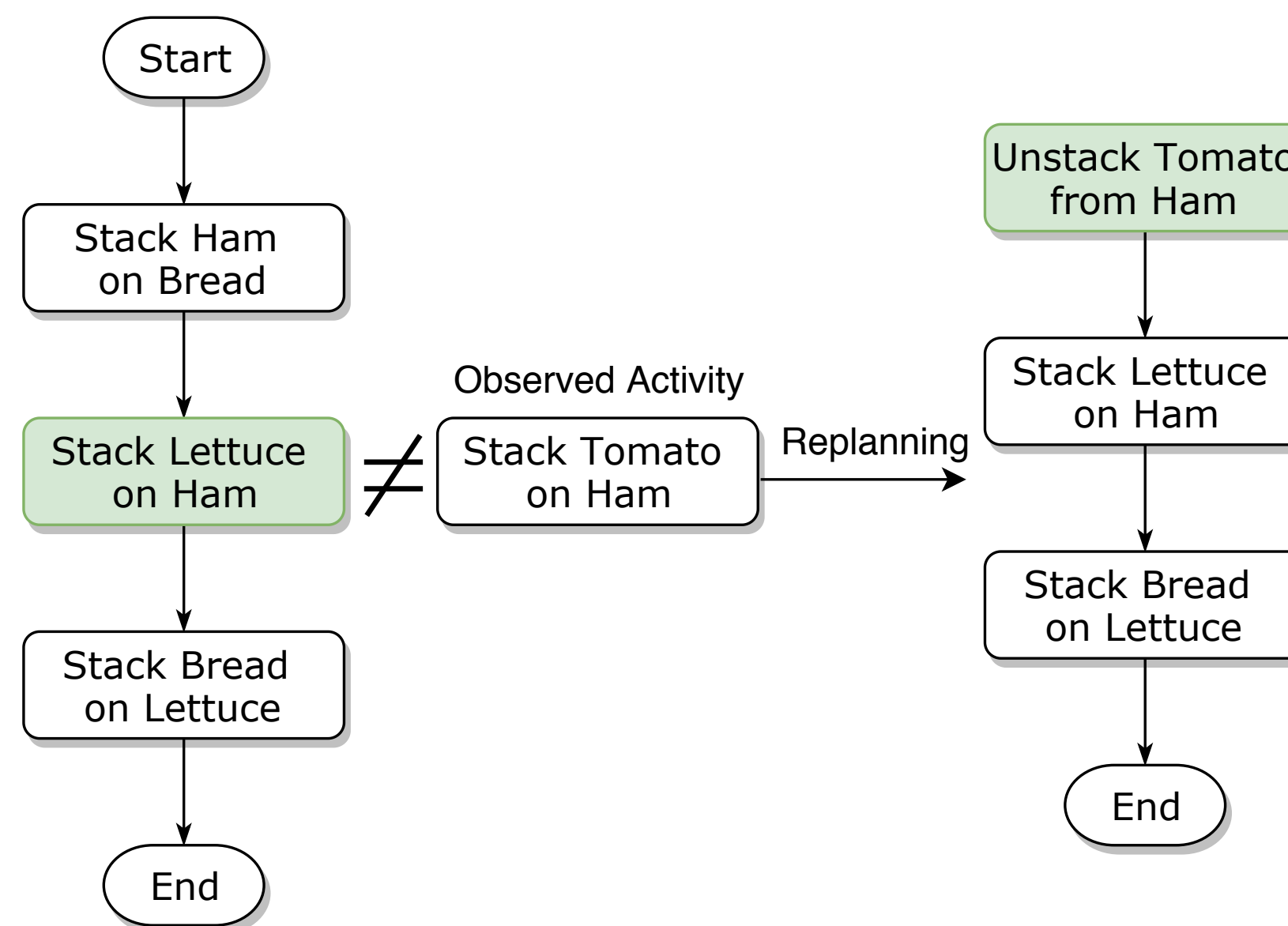
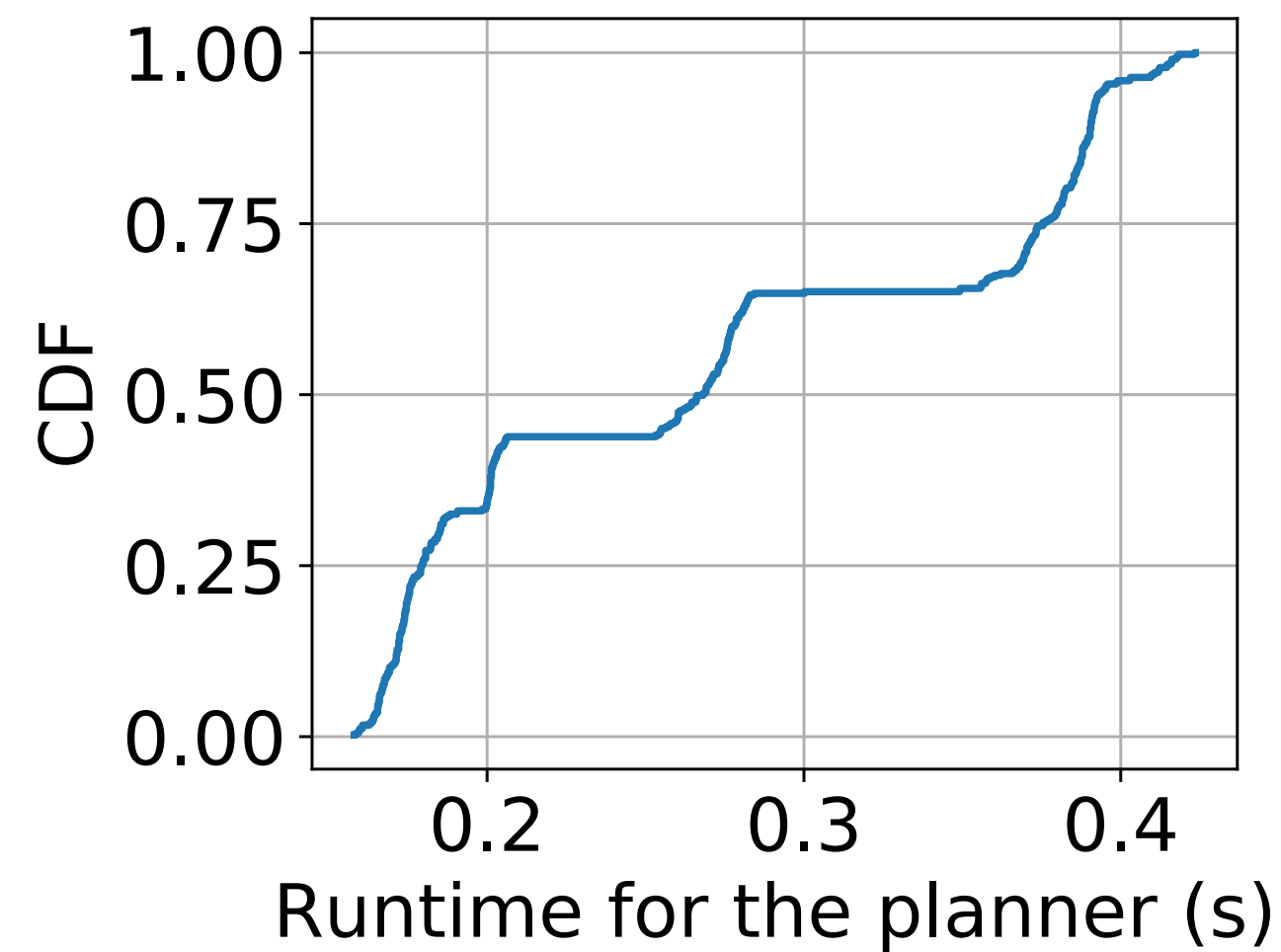
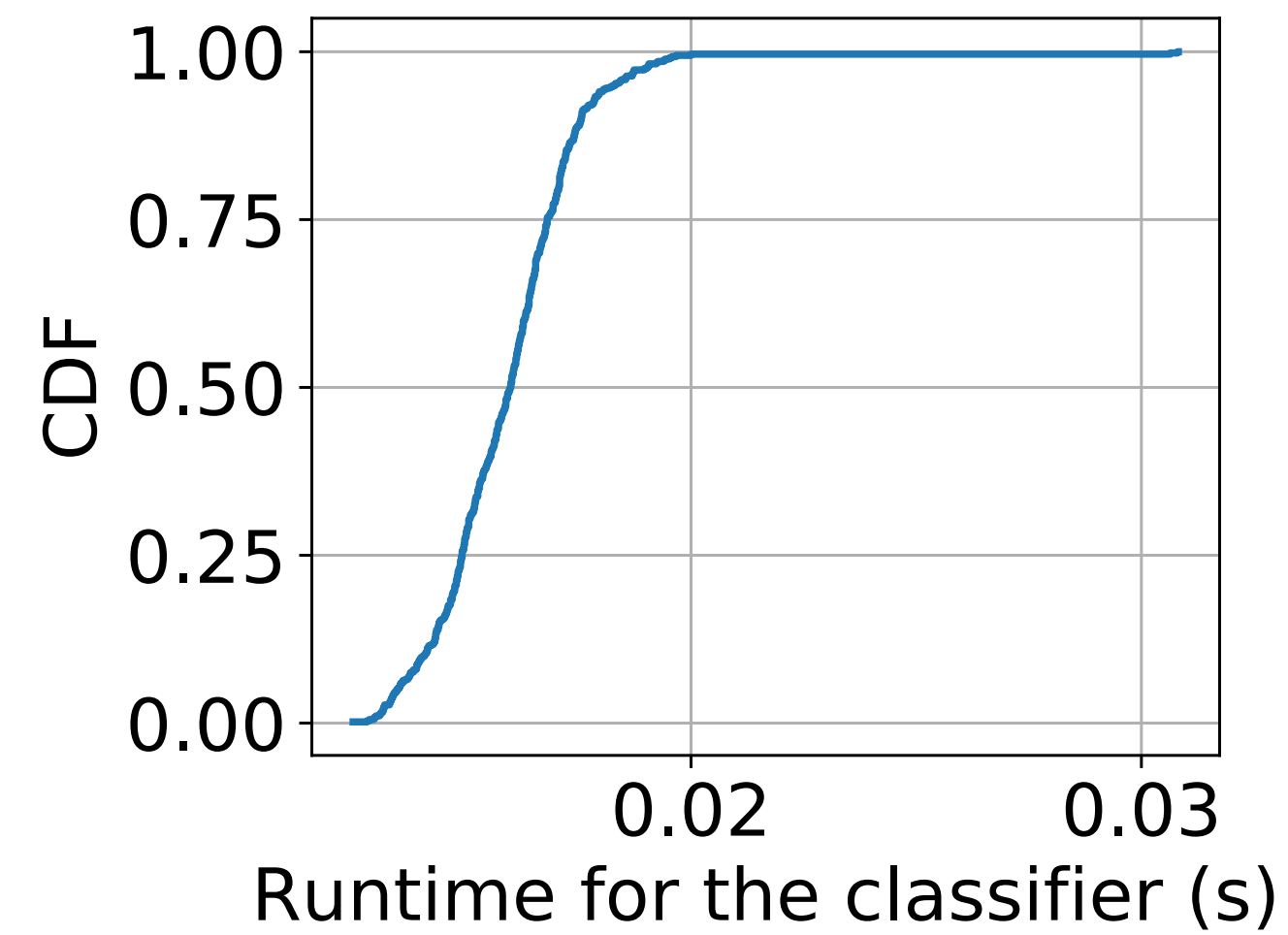


Figure 3: State tracking with a planner and state machines. The green box shows the current expected action.

Runtime of the planner and classifier



(a) Runtime for the planner.



(b) Runtime for the classifier

Figure 4: Runtime for the planner and the classifier.

It is feasible to run both the planner and classifier on the edge.

Demo

- ▶ The video for our demo is available [here](#).

Future Work

- ▶ Personalized instructions
- ▶ Resource management for multiple cognitive assistance agents
- ▶ Applications that only need partial order
 - ▶ Linear Temporal Logic (LTL)

Summary

- ▶ We have proposed an architecture for cognitive assistants on the edge
- ▶ Ambiguous task states are prevalent and we need to deal with them
- ▶ We should combine the planner with state machines to enjoy both of the benefits.

Thanks!

zhiming.hu@samsung.com