



2024 EQUIPMENT CATALOG

PREMIER DIGITAL DIAGNOSTIC SOLUTIONS FOR EQUINE
VETERINARIANS

WHY VETERINARIANS LOVE WORKING WITH



"EXCELLENT PRODUCTS AND CUSTOMER SERVICE...THE SERVICE TEAM AMAZINGLY SUPPORTIVE AND KNOWLEDGEABLE!"

- JAN LUQUIRE, DVM

"VETEL UNDERSTOOD THE FRUSTRATIONS I HAD WITH MY OLD PORTABLE X-RAY UNIT. THEY WERE ABLE TO TAKE THAT UNIT AND SOFTWARE, FORMAT IT, AND SELL IT ON CONSIGNMENT. I AM HAPPY WITH MY TRANSITION TO VETEL'S RUGGED PORTABLE UNIT AND SOFTWARE."

- BUR CHURCH, DVM

"I HAVE BEEN A VETEL CUSTOMER FOR OVER 15 YEARS. QUALITY IMAGING EQUIPMENT WITH EXCELLENT 24/7 CUSTOMER SERVICE. THEY ABSOLUTELY UNDERSTAND THE NEEDS OF TODAY'S EQUINE PRACTITIONER."

- MARK AKIN, DVM

"VETEL WAS VERY HELPFUL HELPING ME TRANSITION FROM AN OLD INDIRECT SYSTEM TO THEIR SYSTEM EVEN THOUGH I AM ACROSS THE COUNTRY. IT WAS SEAMLESS AND THEY KEPT UP WITH ALL MY QUESTIONS! THEY ARE GREAT FOR SUPPORT AS WELL EVEN DOWN THE ROAD. . VERY HAPPY WITH THE SYSTEM. I HAVE A MOBILE PRACTICE FOR SMALL ANIMALS AND IT WORKS GREAT FOR OUR NEEDS."

- SARAH SKINNER, DVM

"CLARITY AND QUALITY OF IMAGE WAS BEST-IN-CLASS WITH THE RUGGED ENDURO UNIT, AND METRON SOFTWARE IS INTUITIVE, AND CUSTOMER SUPPORT... SECOND TO NONE! DON'T BE FOOLED BY THESE BIGGER COMPANIES. VETEL IS A GEM THAT MORE PEOPLE NEED TO DISCOVER. THANK YOU!"

- DRAFT COLT, DVM

"HAVING HAD OTHER COMPANIES XRAY SYSTEMS BEFORE I PURCHASED ONE FROM VETEL, I HAVE TO SAY VETEL SUPPORT IS FAR AND AWAY THE MOST RESPONSIVE AND EASIEST TO CONNECT WITH."

- HELEN POLAND, DVM

"WE HAVE LOVED WORKING WITH VETEL AND LOOK FORWARD TO MANY YEARS TO COME. COULD NOT SAY ENOUGH GOOD THINGS ABOUT THE STAFF, I TRULY FELT THAT THEY CARED AND WERE ON MY TEAM AS THEY WALKED THROUGH ALL THE PROBLEM SOLVING WITH ME. THANK YOU FOR HANGING IN THERE, AND GOING THE EXTRA MILE. WE ARE SO HAPPY WITH THE NEW MACHINE, AND SO GRATEFUL FOR ALL THE SUPPORT THAT CAME WITH IT ALONG THE WAY."

- BLACK DIAMOND EQUINE

TABLE OF CONTENTS

DIGITAL RADIOGRAPHY - ENDURO RUGGED UHD	3
DIGITAL RADIOGRAPHY - ENDEAVOR/EMPOWER	4
ULTRASOUND - DRAMINSKI BLUE	5
ULTRASOUND - DRAMINSKI ISCAN	6
PALM-SIZED ULTRASOUND - ECHO IQ	7
PORTABLE GENERATORS	8
THERMOGRAPHY	9
AI ASSISTANT AND REPORT GENERATOR	10
ONLINE EDUCATION	11
FINANCING	12

SERVING THE VETERINARY COMMUNITY FOR OVER 25 YEARS



WWW.VETELDIAGNOSTICS.COM

800-458-8890 EXT. 3

INFO@VETELDIAGNOSTICS.COM

VETEL DIAGNOSTICS IS A TRUSTED PARTNER FOR VETERINARY SUCCESS AND PATIENT WELLNESS ACROSS NORTH AMERICA. VETEL WORKS WITH VETERINARY EXPERTS TO CUSTOMIZE IMAGING EQUIPMENT FOR ALL SPECIALTIES. IMPROVE YOUR PATIENT CARE WITH STATE-OF-THE-ART DIAGNOSTIC MODALITIES, ENABLING EFFICIENT AND ACCURATE RESULTS EVERY TIME. DESIGNED FOR VETERINARIANS BY VETERINARIANS, VETEL EQUIPMENT STANDS AT THE TOP OF ITS CLASS SIMPLY BY MEETING YOU WHERE YOU NEED US.

ENDURO RUGGED UHD™



**DIGITAL RADIOGRAPHY BUILT FOR THE UNEXPECTED.
BREAK BARRIERS, NOT YOUR DR SYSTEM.**

- ULTRA-HD FOR THE CLEANEST IMAGES POSSIBLE
- FLEXIBLE PANEL TECHNOLOGY EXPERTLY PAIRED TO A MIL-SPEC PANASONIC TOUGHBOOK™ LAPTOP
- LIGHTWEIGHT AND PORTABLE WITH A 10 HOUR BATTERY LIFE
- PASSES 1M DROP TEST
- 10"x12" & 14"x17" PANEL SIZES AVAILABLE



**ALL-INCLUSIVE
DR PACKAGE**

3



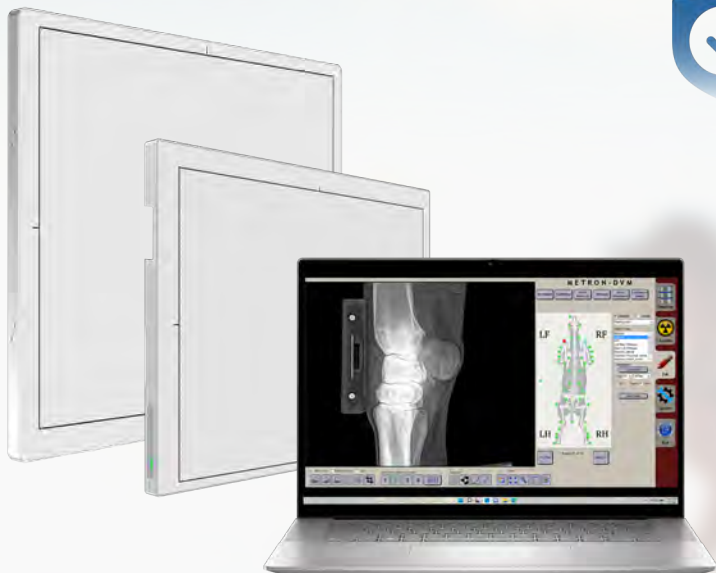
FIVE YEAR WARRANTY

SOFTWARE AND HARDWARE PROTECTION PLAN

[Click here to view this product online](#)

ENDEAVOR 1012C™ & 1417C™

[Click here to view this product online](#)



10"x12" & 14"x17" PANEL SIZES AVAILABLE



FIVE YEAR WARRANTY

SOFTWARE AND HARDWARE PROTECTION PLAN

- THE DAILY SYSTEM THAT GETS THE JOB DONE - FAST!
- TOUGH PANEL WITH AN IP54 RATING
- POWERFUL DELL 16" 2-IN-1 LAPTOP
- SYSTEM LESS THAN 10 LBS
- HOOF TUNNEL AND BLOCKS INCLUDED
- METRON IMAGE ACQUISITION AND PACS SOFTWARE

EMPOWER HDR™

[Click here to view this product online](#)

- CLEAR HIGH DYNAMIC RANGE IMAGING FOR PRECISE AND ACCURATE DIAGNOSIS
- POWERFUL DELL 16" 2-IN-1 LAPTOP WITH 16GB OF RAM
- INCLUDES METRON INTELLECT MODULE
- MISHAP IMMUNITY TO PROTECT AGAINST ACCIDENTAL BUMPS AND DROPS
- HOOF TUNNEL AND BLOCKS INCLUDED



10"x12" & 14"x17" PANEL SIZES AVAILABLE

SAFEGUARD YOUR DATA ON BUMPY DAYS

PAIR EITHER DIGITAL RADIOGRAPHY SYSTEM ON THIS PAGE WITH AN OPTIONAL RUGGED PANASONIC LAPTOP UPGRADE



BLUE DRAMIŃSKI ULTRASOUND



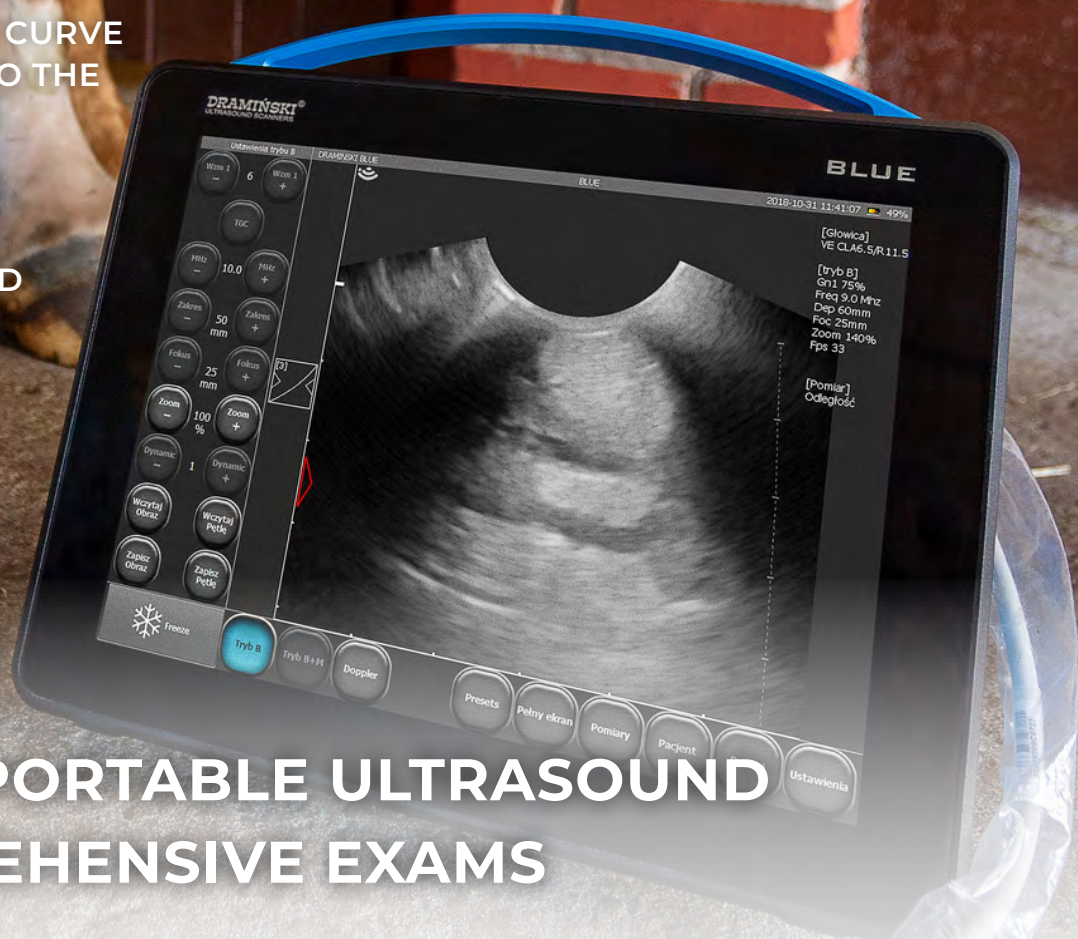
CONTRAST AND SHARPNESS ENHANCEMENT



GREYSCALE CURVE MATCHED TO THE HUMAN EYE



WIDER FIELD OF VIEW




A PREMIER PORTABLE ULTRASOUND FOR COMPREHENSIVE EXAMS

- INTUITIVE INTERFACE
- VETERINARIAN APPROVED PRESETS
- OPTICALLY BONDED 12" TOUCH SCREEN
- SUPPORTS ANY EQUINE SPECIALTY
- COLOR, POWER, AND PULSE WAVE DOPPLER



TWO YEAR WARRANTY
SYSTEM AND PROBES



FEATURES IDEAL FOR BREEDING SEASON

CARE FOR MARE AND FOAL WITH SPECIALIZED OPU ACCESSORIES

iSCAN 2 MULTI DRAMIŃSKI ULTRASOUND

- MULTI-TASK IN THE FIELD WITH A WIDE SELECTION OF PROBES
- UNDER 6 LBS WITH BATTERY
- WORK CONTINUOUSLY FOR UP TO 7 HOURS ON A FULL CHARGE
- 7" DISPLAY
- PROBES INTERCHANGEABLE BETWEEN iSCAN 2 MULTI AND BLUE



[Click here to view these products online](#)

iSCAN 2 DRAMIŃSKI ULTRASOUND



CONVEX RECTAL

LINEAR RECTAL

- UNDER 6 LBS WITH PROBE AND BATTERY
- IP65 RATING: HIGHLY RESISTANT TO DUST AND WATER
- WORK CONTINUOUSLY FOR UP TO 7 HOURS
- IDEAL FOR REPRODUCTION

PROBE SELECTION



TWO YEAR WARRANTY
DRAMINSKI ULTRASOUND SYSTEMS

CONVEX, LINEAR, MICROCONVEX ABDOMINAL PROBES



CONVEX, LINEAR, MICROCONVEX RECTAL PROBES



MICROCONVEX ABDOMINAL
PROBE AND PROBE HANDLE FOR
PRECISE OPU PROCEDURES

ECHO IQ WIRELESS ULTRASOUND



A POWERFUL PALM-SIZED ULTRASOUND ALWAYS WITHIN YOUR REACH

POWER IN SMALL PACKAGES

- WIRELESS 5GHz CONNECTION
- RELIABLE HIGH-DEFINITION IMAGING
- COMFORTABLY FITS IN YOUR POCKET

ONE DEVICE, ENDLESS APPLICATIONS

- HOT-SWAP PROBES MID-EXAM WITH 1-CLICK
- CHOICE OF PROBES AVAILABLE FOR ANY SPECIALTY



*CONVEX, MICROCONVEX,
LINEAR AND RECTAL PROBE
TYPES AVAILABLE*

GENERATORS

[Click here to view these products online](#)

VET20BT



40-90KV 20MA

15LBS

BATTERY OPERATED



POSKOM USA

PXP-40HF



40-100KV 35MA

30LBS

*DLP OPTIONAL

PXM-20BT



40-100KV 20MA

22LBS

BATTERY OPERATED

MINXRAY[®] INC

TR90B



40-90KV 20MA

15LBS

BATTERY OPERATED

HF8020



50-80KV 15MA

15LBS

TR90



40-90KV 30MA

<15LBS

THERMOGRAPHY

THE VETERINARIANS SIXTH SENSE



OFFER THERMAL SERVICES & GROW YOUR PRACTICE

- INCREASE CLIENT CONFIDENCE BY SHOWING THEM REAL-TIME THERMAL ARTIFACTS AND IMPROVEMENTS IN MUSCULOSKELETAL HEALTH OVER TIME
- QUICKLY LOCATE INFLAMMATION, PAIN, OR NERVE ROOT ARTIFACTS
- PRACTICE PREVENTATIVE CARE BY IDENTIFYING NON-SYMPTOMATIC INDICATORS OF LAMENESS EARLY ON

REFRESH YOUR THERMOGRAPHY KNOWLEDGE

STUDY VETERINARY THERMOGRAPHY ONLINE AT YOUR OWN PACE WITH VETEL'S COMPREHENSIVE EDUCATION COURSE TAUGHT BY BOARD-CERTIFIED EXPERTS IN THERMOGRAPHY

THERMAL CAMERAS

PREMIUM CLASS THERMAL IMAGING ONLY FROM



- T-530**
- 320X240 IR RESOLUTION
 - THERMAL SENSITIVITY: -20°C - 650°C
 - 4" LCD TOUCH DISPLAY WITH 180° ROTATING LENS
 - VIDEO RECORDING AND STREAMING

- T-560**
- 640X480 IR RESOLUTION
 - THERMAL SENSITIVITY: -20°C - 1500°C
 - 4" LCD TOUCH DISPLAY WITH 180° ROTATING LENS
 - PICTURE-IN-PICTURE CAPABILITIES

[Click here to view these products online](#)



ALL MODELS WIFI-CAPABLE
AND PLUG INTO ANY PC FOR
EASY DATA MANAGEMENT



E76

- 320X240 IR RESOLUTION
- THERMAL SENSITIVITY: <40 MK AT 30°C
- 4" LCD TOUCH DISPLAY WITH AUTO-ROTATION
- LASER-ASSISTED GUIDANCE AND AUTO-FOCUS
- VOICE ANNOTATION




FLIR TOOLS WITH ULTRAMAX®

FLIR TOOLS IS A FREE SOFTWARE THAT ALLOWS THERMAL CAMERA USERS TO QUICKLY IMPORT, EDIT, AND ANALYZE IMAGES, TURNING THEM INTO PROFESSIONAL REPORTS. INCLUDED IS ULTRAMAX IMAGE ENHANCEMENT, WHICH MULTIPLIES PIXELS IN A TARGET AREA FOR SUPERIOR IMAGE DETAIL AND DEFINITION.

NEED AN ASSISTANT?

EVIDENCE-BASED AI TECHNOLOGY STUDIES YOUR DIGITAL RADIOGRAPH AND GENERATES COMPREHENSIVE DIAGNOSTIC REPORTS BASED ON NON-BIASED ANALYTICS WITH JUST ONE CLICK



LET AI DO THE WORK FOR YOU

REVOLUTIONIZE YOUR WORKFLOW

RECLAIM LOST TIME

ASK US ABOUT METRON SOFTWARE

EDUCATION

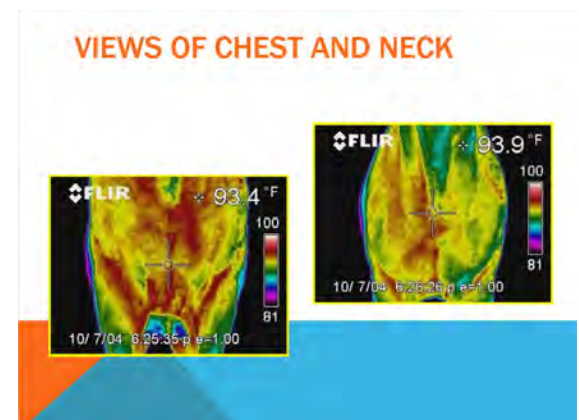
VETEL HAS PUT TOGETHER ONLINE EDUCATION PROGRAMS FOR THERMOGRAPHY AND ULTRASONOGRAPHY WITH THE TOP EXPERTS IN EACH FIELD. WE PARTNER WITH MANUFACTURERS TO PROVIDE TRAINING FOR ALL THE TOOLS IN OUR DIAGNOSTIC TOOLBOX.

ONLINE COURSES INCLUDED FREE IN ALL ULTRASOUND OR THERMAL

THERMOGRAPHY

- TH-01 - INTRODUCTION AND SAFETY AROUND ANIMALS
- TH-02 - ARTIFACTS, ENVIRONMENTAL CONCERNS & PHYSIOLOGY
- TH-03 - PERFORMING THE NORMAL EQUINE THERMOGRAPHIC EXAMINATION
- TH-04 - EQUINE LIMBS: THE FOOT, JOINTS, TENDONS AND LIGAMENTS
- TH-05 - BACK PAIN IN HORSES

+ 9 MORE MODULES



ULTRASOUND

- 01 - VETERINARY ULTRASOUND – INTRODUCTION AND PHYSICS
- 02 - VETERINARY ULTRASOUND – ARTIFACTS
- 03 - VETERINARY ULTRASOUND – HEPATOBILIARY SYSTEM
- 04 - VETERINARY ULTRASOUND – GALLBLADDER
- 05 - VETERINARY ULTRASOUND – SPLEEN

+ 6 MORE MODULES



[Click here to view course descriptions](#)

FIRST YEAR FREE FINANCING

EXCLUSIVELY FROM



**EXPERIENCE FREEDOM FROM FINANCING PAYMENTS
FOR THE FIRST 12 MONTHS OF YOUR TERM.***

**HOW MUCH COULD YOU SAVE WITH
1 YEAR OF NO PAYMENTS?**

800-458-8890

INFO@VETELDIAGNOSTICS.COM

*ON QUALIFYING EQUIPMENT PURCHASES OF \$10,000 OR MORE