



NATIONAL WEATHER SERVICE

Building a Weather-Ready Nation

Fall Weather Safety



Know Your Risk, Take Action, Be a Force of Nature

weather.gov/safety

Fall Weather Hazards

- Drought
- Floods
- Fog
- Hurricanes
- Tsunamis
- Wildfire
- Wind
- Winter Weather



Drought

When water is scarce:


- Water your lawn less frequently and only in the early morning/late evening
- Mulch around trees and plants to reduce evaporation
- Fix leaky sprinklers and adjust them so they only water your lawn (not the house or sidewalk)
- Don't wash your car unless absolutely necessary



Drought

When water is scarce:

- Turn off the water while brushing teeth and shaving
- Take shorter showers
- Fix leaky faucets and toilets
- Only wash full loads of laundry
- Use excess clean water for plants
- Install low flow showerheads



Floods

Before a Flood:


- Learn whether your home, school or place of work is at risk of flooding
- Find alternate routes to important locations
- Make a family communications plan
- Follow evacuation orders
- Keep an eye on the forecast by visiting [weather.gov](https://www.weather.gov)



Floods

During a Flood:


- Never drive or walk into floodwaters
- If told to evacuate, do so immediately
- Get to higher ground
- Get information from local TV/radio or your mobile phone



Floods

After a Flood:

- Avoid damaged areas and floodwaters
- Heed road closed and other cautionary signs
- Wait for the “all clear” before entering a flood-damaged structure
- Contact your loved ones via text or social media to keep phone lines clear



NWS Flood Products

FLOOD WATCH

A Flood Watch is issued when **flooding is possible.**

Stay tuned to trusted news sources and be ready to seek higher ground.

Be Prepared.



[weather.gov](https://www.weather.gov)

FLOOD WARNING

A Flood Warning is issued when **flooding is happening or about to happen.**

Move to higher ground immediately!
Never drive or walk through floodwaters.

Take Action!



NATIONAL WEATHER SERVICE

[weather.gov/safety](https://www.weather.gov/safety)

Fog

Driving in Fog:

- Slow down when you encounter fog
- Use your low beam headlights
- Do not change lanes or pass other vehicles unless absolutely necessary
- If you must pull off on the side of the road, turn off all lights except your hazard flashing lights, set the emergency brake, and take your foot off of the brake pedal to ensure your taillights are not illuminated so other drivers don't run into you



Hurricanes

Preparing your family:

- Know if you live in a hurricane storm surge evacuation area
- Know your home's vulnerability to flooding, wind, and storm surge
- Understand NWS Watches & Warnings (*see slides 15 & 16*)
- Put together an emergency supply kit (don't forget pet supplies)
- Get cash
- Create a family emergency plan



Hurricanes

Preparing your home:

- Remove all lawn furniture and items that will blow around
- Board up your windows with plywood or approved shutters
- Fill your car's gas tank
- Reinforce your garage door
- Secure your boat



Hurricanes

Before evacuating:

- Have a plan that includes where you will go and what to pack
- If you have a pet, identify shelters where they are accepted
- Listen to evacuation orders, be prepared, and evacuate early
- If you have time, turn off the gas, electricity, and water, and unplug your appliances



Hurricanes

When evacuating:


- Take only what you need – be sure to remember your medications and identification
- Follow roads emergency workers are recommending, even if there is traffic – other routes might be blocked
- Evacuate early, if possible – many others may be on the roads later
- Drive carefully



Hurricanes

After the storm:

- Don't walk or drive through floodwaters
- Don't overexert yourself when cleaning up
- Be careful near damaged buildings
- Keep portable generators outside, away from windows to avoid carbon monoxide poisoning
- Stay safe and hydrated in the heat
- Be careful with chainsaws & power lines



NWS Hurricane Products

HURRICANE WATCH

A Hurricane Watch is issued when **hurricane conditions are possible**, typically within **48 hours**.

Prepare your home by boarding up windows and moving loose items indoors. Have an emergency supply kit ready.

Hurricane Winds Possible.

HURRICANE WARNING

A Hurricane Warning is issued when **hurricane conditions are expected**, typically within **36 hours**.

Be ready to seek shelter in a sturdy structure or evacuate if ordered.

Hurricane Winds Expected!



weather.gov



NATIONAL WEATHER SERVICE

weather.gov/safety

NWS Storm Surge Products

STORM SURGE WATCH

A Storm Surge Watch is issued when *life-threatening storm surge is possible, typically within 48 hours.*

Promptly follow evacuation and other instructions from local officials.

Surge Possible.

STORM SURGE WARNING

A Storm Surge Warning is issued when *there is a danger of life-threatening storm surge, typically within 36 hours.*

Promptly follow evacuation and other instructions from local officials.

Surge Expected!



weather.gov



NATIONAL WEATHER SERVICE

weather.gov/safety

Tsunamis

Prepare for a tsunami:

- Have multiple ways to receive tsunami alerts- sign up for local alerts.
- Make an emergency plan, including family communication and evacuation plans.
- Map out routes to safe places on high ground or inland, and practice walking them.
- If in harbor know your fastest route to high ground. If underway, know your fastest route to deep water.
- Put together portable disaster supply kits.

Visiting the coast? Ask about local tsunami safety.



NATIONAL WEATHER SERVICE


[weather.gov/safety](https://www.weather.gov/safety)

Tsunamis

If you experience any of these natural warning signs at the coast, a tsunami could be coming:

- Strong or long earthquake(s)
- Sudden rise or fall of the ocean
- A loud roar from the ocean

If you experience any of these, go to high ground or inland and listen for official information from local officials - these natural signs are your warning.



Tsunamis

When a Tsunami Alert is issued:

- Stay out of the water
- Stay away from beaches and waterways
- Go to high ground or inland if officials ask you to evacuate
- Get information from local TV, radio, or online
- Find more information at tsunami.gov



NWS Tsunami Products

TSUNAMI WATCH

A Tsunami Watch is issued when **a tsunami is possible.**

Know your evacuation route.
Have a plan and be ready to act quickly if a Warning is issued.

Be Prepared.

TSUNAMI WARNING

A Tsunami Warning is issued when **a tsunami is happening or about to happen.**

Move to higher ground or further inland immediately!

Take Action!



weather.gov



NATIONAL WEATHER SERVICE

weather.gov/safety

Wind

Straight line winds:


- Straight line winds are strong damaging winds that have no rotation
- These are typically associated with severe thunderstorms and squall lines
- Wind speeds can reach up to 125 mph and create large damage paths similar to that of a tornado



Wind

Wind from powerful storm systems:

- Created by a strong pressure gradient
- Can knock down trees and power lines and blow over trailers and trucks
- Makes driving hazardous – keep two hands on the wheel and avoid large vehicles such as semi-trucks



Wind

Dust storms:

- Dust storms are created by wind blowing over a dry region
- Blowing dust can reduce visibility to nearly zero
- Dust storms can last mere minutes or for hours
- Seek shelter in the event of a dust storm
- If driving, pull over as soon as possible, turn off your lights, set the parking brake, and take your foot off the brake pedal



Wind

If a High Wind Warning is issued:

At home:

- Stay inside and away from windows

Outside:


- Seek shelter inside a sturdy building
- If you cannot find shelter, avoid trees, power lines, and objects that could blow around. Stay away from the side of the road.



Wind

When driving:

- Slow down
- Keep two hands on the wheel
- Stay away from trucks, buses, and vehicles towing trailers
- Watch for flying debris, downed power lines, and branches



NWS High Wind Products

HIGH WIND WATCH

A High Wind Watch is issued when **sustained, strong winds are possible**.

Secure loose outdoor items and adjust plans if necessary so that you're not caught outside.

Be Prepared.



weather.gov

HIGH WIND WARNING

A High Wind Warning is issued when **sustained, strong winds are happening or about to happen**.

Seek shelter in a sturdy structure. If driving, use caution — keep both hands on the wheel and slow down.

Take Action!




NATIONAL WEATHER SERVICE

weather.gov/safety

Winter Weather

Freezing rain/sleet:

- Make sure your trees are trimmed and away from power lines
- Have an emergency kit in case the power goes out
- Avoid driving – if you must, drive slowly and give extra space to the cars in front of you
- The NWS will issue a Winter Weather Advisory or an Ice Storm Warning



Winter Weather

Be prepared for early season storms:

- Winterize your car with snow tires and a winter driving safety kit
- Restock your emergency kit with extra batteries, enough food, etc.
- If you have a generator, make sure it is in working order and review basic safety – NEVER run a generator in an enclosed space such as a garage



NWS Winter Storm Products

WINTER STORM WATCH

A Winter Storm Watch is issued when **heavy snow, sleet, or freezing rain is possible**.

Be prepared to adjust travel plans in case a Warning is issued.

Be Prepared.

WINTER STORM WARNING

A Winter Storm Warning is issued when **heavy snow, sleet, or freezing rain is expected**.

Travel will become dangerous. Delay or adjust travel plans until conditions improve.

Take Action!



weather.gov




NATIONAL WEATHER SERVICE

[weather.gov/safety](https://www.weather.gov/safety)

Wildfires

Preventing wildfires:

- Wildfires are most often started by humans or lightning
- When camping, stay with your fire when lit and make sure it is fully extinguished before leaving
- Be smart and safe when burning debris – keep the fire small and don't burn on windy days
- Properly extinguish and dispose of all smoking materials



Wildfires

Before a wildfire:

- Plan a primary evacuation route, and identify a secondary route in case the first is blocked
- Select building materials and plants that are fire resistant
- Create a family emergency plan and make a list of items you'll need to pack for evacuation



Wildfires

If told to evacuate:


- Follow instructions from local officials
- Don't deviate from the identified evacuation route – other roads may be blocked
- If you have time to gather belongings, do so quickly – if not, leave immediately
- Contact your family and let them know that you're okay



Wildfires

If you encounter a wildfire:

- Drive or walk away from the smoke and flames immediately
- Do not stop to watch or take pictures
- Call 911



NWS Fire Weather Products

FIRE WEATHER WATCH

A Fire Weather Watch is issued when **critical fire weather conditions are possible**.

“Critical fire conditions” means warm temperatures, low humidity, and strong, gusty winds.

Be Prepared.

RED FLAG WARNING

A Red Flag Warning is issued when **critical fire weather conditions are happening or are about to happen**.

Avoid burning, be careful around open flames, safely dispose of cigarettes. Fires can spark and grow very quickly.

Take Action!



weather.gov



NATIONAL WEATHER SERVICE

weather.gov/safety

Fall Weather Safety Resources

weather.gov/safety/drought
weather.gov/safety/flood
weather.gov/safety/fog
weather.gov/safety/hurricane
weather.gov/safety/tsunami
weather.gov/safety/wildfire
weather.gov/safety/wind
weather.gov/safety/winter



NATIONAL WEATHER SERVICE

weather.gov/safety