



MAXI TRACTION™

FARM HARD

Firestone

MAXI TRACTION™

Maxi Traction is Firestone's new line of premium tires designed for maximum performance. If you are looking for outstanding durability, traction in a variety of soil conditions, and benefits like AD² technology for your sprayer, combine or tractor, Firestone has you covered. You won't find a better farming tire in any field because Maxi Traction was built for people like you: unstoppable.

Tire Size	Material Number	Load Index	Speed Rating	Design Rim Width (in.)	Overall Width (in.)	Overall Diameter (in.)
420/85R26	8851	138	D	15.00	16.8	54.4
420/90R30	11863	145	D	15.00	17.8	59.6
480/70R30	11861	152	D	15.00	18.0	58.7
VF900/60R32CFO	6311	193	B	30.00	34.5	73.7
VF650/60R34	3187	168	D	23.00	25.8	64.4
800/70R38	6344	173	D	25.00	31.7	81.5
IF800/70R38	8795	179	D	27.00	32.0	81.8
VF800/70R38CFO	6309	193	B	27.00	32.3	82.4
710/70R42	6343	168	D	23.00	28.5	81.8
IF710/70R42	8799	179	D	25.00	29.0	80.8
VF710/70R42CFO	6306	184	B	25.00	29.0	80.8
VF900/60R42	6338	189	D	30.00	34.7	84.0
IF1100/50R42CFO	4454	197	B	38.00	42.4	84.2
620/70R46	8864	167	B	20.00	24.6	79.7
VF620/70R46	4457	179	D	21.00	23.9	79.5

BRIDGESTONE AMERICAS TIRE OPERATIONS, LLC
AGRICULTURAL TIRE DIVISION



MAXI TRACTION

IMPROVED TREAD WEAR*

Longer Tire Life



VERSATILE TRACTION

R-1W Tread Depth



TARGETED LOAD CAPACITY

Matching Application Needs

Static Loaded Radius (in.)	Rolling Circum. (in.)	Rolling Circum. Index	Bar Height (in.)	Bar Height 32nds	Flat Plate (sq. in.)	Max Load and Inflation (lbs. @ psi)
24.5	162	N/A	1.94	62	227	5200 @ 23
27.1	178	42	2.08	67	251	6400 @ 29
26.7	176	42	1.92	61	244	7850 @ 46
31.8	217	46	2.64	84	745	25400 @ 46
28.1	191	N/A	2.16	69	493	12300 @ 29
35.9	243	48	2.40	77	706	14300 @ 23
35.3	243	48	2.40	77	830	17100 @ 23
35.5	245	48	2.40	77	887	25400 @ 41
36.3	245	48	2.30	74	630	12300 @ 23
36.0	241	48	2.30	74	651	17100 @ 35
35.4	241	48	2.30	74	712	19800 @ 35
36.0	250	N/A	2.64	84	869	22700 @ 29
37.1	251	N/A	2.25	72	979	28300 @ 46
36.1	239	N/A	2.24	72	470	12000 @ 35
35.1	238	N/A	2.24	72	563	17100 @ 35

Please note dimensions may vary from other patterns. Please consult your dealer before mixing tires of different patterns.

RAT DT


MAXI TRACTION



Worn Tire

Tread Depth

New Tire



MAXI TRACTION ADVANTAGE

Testing has demonstrated that the Maxi Traction tire has an improved wear rate and more even wear compared to the Radial All Traction DT (RAT DT) tire, leading to longer tire life overall.

*Comparison based on Maxi Traction vs. Firestone Radial All Traction DT from internal testing. Results may vary.

FARM HARD

Firestone



TECHNOLOGY & PRODUCT

FARM HARD
Firestone



NOT ALL

TECH JOBS

ARE DONE

IN CUBICLES.

This is a business in which the important decisions are made in the field. Where the work gets done in the dirt. But the truth is, farming is an industry that's as high-tech as you can get. And if you don't adapt, you get left behind. That applies to the equipment you ride on. And to the tires your equipment rides on, too.

Advanced Deflection Design (AD2™) technology is just the sort of innovation that modern farming is built on. AD2 tires are engineered to connect land and equipment in a way they've never been connected before. And to help you get the job done with as little downtime as possible.

No matter what you use it for, AD2 technology is how you stay ahead in an ever-changing field.



AD2: ALL OF THE ABOVE.

If you're looking for a farm tire that reflects the latest in traction technology, there are a few things you've got to insist on. Can it carry heavier loads at both high and low pressure? Does it give you strong traction that's gentle enough not to compact your soil? And most importantly, will it improve your performance?

Firestone AD2 tires check off every box. Their larger footprint gives deeper tread in challenging conditions, but not at the expense of your soil. They can carry up to 40 percent more load at the same pressure as traditional radial tires. And they're engineered to reduce fuel consumption.

There's one other key advantage to AD2 technology: It has applications across agriculture. So whether you're driving tractors, sprayers, implements, or combines and grain carts, the AD2 edge can be yours.

MORE LOAD, BIGGER FOOTPRINT, ADDED PERFORMANCE.

AD2 technology is part of a new class of farm tires that can help improve the productivity of today's heavier equipment.

- **IF- and VF-designated tires can carry more load (up to 20% and 40%, respectively)** at the same pressure.*
- **Reduced soil compaction** - increased deflection may result in a larger footprint.
- **Improved traction** - AD2 technology means less time in the field and reduced fuel consumption.*
- **Improved ride** - a benefit of increased sidewall deflection.

*Compared to standard equivalent-sized Firestone radial tires.

ADDED PERFORMANCE, MORE PRODUCTIVITY.

TRACTORS

Designed specifically for modern high-horsepower machines, AD² tires deliver not only superior traction, but also a smoother ride and less soil compaction. That's in addition to a greater load-carrying capacity than standard radial tires of equivalent size. And since they're available in a wide range of tread bar options, you can order a tractor tire that's suited to your operation.


SPRAYERS

The wider tread bars of AD² sprayer tires accommodate heavier machinery and help reduce soil compaction. They're also rated for 40 mph, so they help you get the job done faster.

IMPLEMENTS

Advanced but rugged, Firestone AD² implement tires provide better wear and longer life — a must for heavier equipment. Additionally, state-of-the-art tread patterns help keep soil compaction to a minimum while delivering solid traction.

TEKSCAN FOOTPRINT COMPARISON



STANDARD RADIAL
480/80R50 Radial Deep
Tread 23" 9650 lbs. @ 35 psi

VF RADIAL
VF480/80R50 Radial Deep
Tread 23" 13600 lbs. @ 35 psi

Firestone tires with AD² technology can carry a given load at a lower pressure than standard equivalent-sized radial tires. Lower pressure gives these tires a larger footprint and helps reduce soil compaction.

HARVEST

Firestone Cyclical Field Operation (CFO) tires with AD² technology offer clear advantages for heavy equipment such as combines and grain carts. Available in a number of tread designs, these tires offer reliable traction with minimal soil disturbance. And thanks to their durable construction, they can stand up to extreme load cycles during harvest.



MORE LOAD, LESS TIME IN THE FIELD, GREATER FUEL SAVINGS.*


AD² technology is part of a new class of farm tires that can help improve the productivity of today's higher-horsepower tractors. AD² technology helps transfer the horsepower to the ground and helps carry the additional load.

WE PUT MORE INTO OUR TIRES SO YOU GET MORE OUT OF THEM.

Firestone farm tires with AD² technology deliver the performance you want with the service and warranty you need. Visit your Certified Firestone Farm Tire Dealer and see for yourself.

- **Proven Firestone tire tread bar design options.**
- **The Certified Firestone Farm Tire Dealer** – specially trained and equipped to handle your in-field service needs.
- **The Firestone Farm Tire Warranty** – one of the best warranties in the farm tire business.
- **Extensive testing for durability and performance** at the Firestone Farm Tire Test Center in Columbiana, Ohio – the only farm tire test facility of its kind in the world.

TEKSCAN FOOTPRINT COMPARISON



STANDARD RADIAL
480/80R50 Radial Deep
Tread 23" 9650 lbs. @ 35 psi

VF RADIAL
VF480/80R50 Radial Deep
Tread 23" 13600 lbs. @ 35 psi

VF tractor tires can carry a given load at a lower pressure than standard equivalent-sized radial tractor tires. Lower pressure gives these tires a larger footprint and helps reduce soil compaction.

*Compared to standard equivalent-sized Firestone radial tires.



TRACTOR



TUBELESS					
Tire Size	Material Number	Load Index	Speed Symbol Rating	Design Rim Width (in.)	Overall Width (in.)

RADIAL DEEP TREAD 23° - R-1W

IF800/70R38	378-746	179	B	27.00	31.70
IF480/80R46	004-451	164	B	16.00	19.50
IF520/85R46	378-610	165	B	18.00	20.90
IF480/80R50	374-496	166	B	15.00	19.10
IF480/95R50	375-635	165	B	15.00	19.90
VF 80/85R42CFO	7123	183	B	20.00	24.30
VF480/80R46	9134	169	B	16.00	19.50
VF520/85R46	8680	170	B	18.00	21.50
VF480/80R50	7493	171	B	16.00	19.60
VF480/95R50	7494	170	B	16.00	20.10

RADIAL ALL TRACTION DT - R-1W

VF620/75R26	001-603	172	B	20.00	24.50
VF750/65R26	000-556	177	B	25.00	30.30
IF420/90R30	004-450	151	B	14.00	17.80
IF600/70R30	375-703	159	B	20.00	24.40
IF620/75R30	377-539	164	D	21.00	24.60
IF420/85R34	374-513	152	B	14.00	16.30
IF580/80R34	381-585	172	B	20.00	23.50
IF380/80R38	378-627	149	B	12.00	15.30
IF420/85R38	378-882	153	B	14.00	16.70
IF710/70R38	378-219	178	B	25.00	29.60
IF710/70R42CFO	004-592	179	B	25.00	29.40
IF710/75R42	378-542	181	B	25.00	30.50
VF420/85R34	8686	157	B	14.00	17.10
VF380/80R38	8658	154	B	12.00	15.20
VF380/95R38	908	154	B	13.00	15.10

RADIAL ALL TRACTION 23° - R-1

IF520/85R34	380-395	168	B	18.00	21.30
IF420/80R46	000-558	167	B	13.00	15.80

TUBELESS						
Overall Diameter (in.)	Static Loaded Radius (in.)	Rolling Circum. (in.)	Bar Height 32nds	Bar Height (in.)	Flat Plate (sq. in.)	Max. Load & Inflation (lbs. @ psi)

RADIAL DEEP TREAD 23° - R-1W

80.20	34.40	243	74	2.31	686	17100 @ 23
77.50	36.80	242	63	1.97	431	11000 @ 35
80.80	35.50	242	69	2.16	562	11400 @ 23
80.60	36.80	243	63	1.97	431	11700 @ 35
85.90	38.10	258	65	2.03	465	11400 @ 23
81.00	35.60	242	72	2.25	561	19300 @ 41
77.50	34.90	232	63	1.97	443	12800 @ 35
79.90	34.90	242	69	2.16	572	13200 @ 23
80.60	36.14	242	63	1.97	461	13600 @ 35
85.50	37.76	256	52	1.63	505	13200 @ 23

RADIAL ALL TRACTION DT - R-1W

62.10	26.60	184	66	2.06	476	13900 @ 35
64.00	27.40	190	67	2.09	534	16100 @ 35
59.00	25.90	178	62	1.94	288	7600 @ 29
62.60	27.20	187	64	2.00	425	9650 @ 29
66.60	28.40	198	67	2.09	403	11000 @ 23
62.40	28.00	187	59	1.84	283	7850 @ 35
70.00	31.20	209	73	2.28	415	13900 @ 29
62.80	28.80	187	57	1.78	230	6950 @ 35
66.10	29.70	198	59	1.84	297	8050 @ 29
76.20	33.60	227	74	2.31	580	16500 @ 35
80.20	35.30	240	74	2.31	590	17100 @ 35
84.40	37.40	253	77	2.41	672	18200 @ 35
62.00	27.10	185	59	1.84	318	9100 @ 23
62.20	28.20	186	57	1.78	258	8250 @ 35
66.40	29.60	199	56	1.75	300	8250 @ 23

RADIAL ALL TRACTION 23° - R-1

69.00	30.00	202	52	1.63	336	12300 @ 41
72.30	33.20	218	49	1.53	303	12000 @ 58



SPRAYER

SPRAYER TIRES WITH AD₂[™] TECHNOLOGY:

Designed, engineered and built for today's agriculture.

Firestone sprayer tires with Advanced Deflection Design (AD₂) technology are engineered to deliver a new level of performance and productivity for high-volume equipment.

Available in both IF and VF designations, Firestone sprayer tires with AD₂ technology are engineered to carry a given load at a lower pressure than conventional radial sprayer tires. They also feature an application-specific tread design that includes wider bars for less compaction, a curved design for a smoother ride and deeper R-1W tread bars for longer wear.

Along with added performance in the field, they are rated for faster speeds on the road. That means the Firestone AD₂ sprayer tires can help you get more done in less time than standard sprayer tires.

TIRES SPECIFICALLY DESIGNED FOR HIGH-CLEARANCE, HIGH-VOLUME SPRAYERS.

Firestone sprayer tires with AD² technology were designed from the ground up to meet the unique needs of crop protection and fertilizer applicators. Our sprayer-specific tire and tread design deliver added performance benefits compared to equivalent-sized standard radial tires:

- IF- and VF-designated tires can carry more load (up to 20% and 40%, respectively) at the same pressure,* or
- They can carry the same load at a lower pressure*


- Wider tread bars for improved distribution of ground pressure from the bar face
- Curved bar design for a smoother ride
- Reduced soil compaction
- Improved traction
- Rated up to 40 mph
- 20% deeper R-1W tread bars for longer wear and added performance in wet soils

RADIAL ALL TRACTION RC-R-1W

TUBELESS						
Tire Size	Material Number	Load Index	Speed Symbol Rating	Design Rim Width (in.)	Overall Width (in.)	Overall Diameter (in.)
IF380/90R46	000-629	168	D	13.00	15.70	73.30
VF380/90R46	380-412	173	D	13.00	15.70	73.30
IF380/105R50	000-905	177	D	13.00	15.90	80.70
VF380/105R50	380-429	179	D	13.00	16.20	80.70

TUBELESS					
Static Loaded Radius (in.)	Rolling Circum. (in.)	Bar Height 32nds	Bar Height (in.)	Flat Plate (sq. in.)	Max. Load & Inflation (lbs. @ psi)
33.70	220	57	1.78	273	12300 @ 64
33.40	220	57	1.78	303	14300 @ 64
37.30	244	59	1.84	327	16100 @ 70
37.30	244	59	1.84	327	17100 @ 64

TEKSCAN FOOTPRINT COMPARISON



STANDARD RADIAL
380/90R46
Radial 9000
10500 lbs. @ 64 psi

IF RADIAL
IF380/90R46
Radial All Traction RC
12300 lbs. @ 64 psi

VF RADIAL
VF380/90R46
Radial All Traction RC
12300 lbs. @ 49 psi

Both IF and VF sprayer tires can carry given loads at a lower pressure than standard equivalent-sized radial sprayer tires. Lower pressure gives these tires a larger footprint and helps reduce soil compaction.

*Compared to standard equivalent-sized Firestone radial sprayer tires.



HARVEST

CFO HARVEST TIRES WITH AD²™ TECHNOLOGY:

**Designed, engineered and built for
today's harvest equipment.**

Firestone CFO harvest tires with Advanced Deflection Design (AD²) technology represent the “next generation” of performance and productivity for harvest equipment – tires specifically designed for the exceptional demands of combines and grain carts.

CFO stands for Cyclical Field Operation. It means these tires can carry more load than equivalent-sized conventional radial tires and are engineered for the extreme load cycles that are part of the harvest season.

It means you can get more work done in less time and with less soil compaction than standard radial tires.*

*Compared to standard equivalent-sized Firestone radial harvest tires.

SPECIFICALLY DESIGNED FOR HARVEST EQUIPMENT.


Firestone CFO harvest tires with AD² technology were built from the ground up to meet your harvest equipment needs. Our harvest-specific tire and tread design delivers added performance benefits compared to equivalent-sized standard radial tires:

- IF tires can carry up to 20% and VF tires can carry 40% more load at the same pressure, or
- They carry the same load at a lower pressure*
- During cyclical service, IF/CFO will carry 55% additional load without a change in inflation pressure.**

TUBELESS					
Tire Size	Material Number	Load Index	Speed Symbol Rating	Design Rim Width (in.)	Overall Width (in.)
RADIAL ALL NON-SKID (ANS) - R-3					
IF800/60R32CFO	000-911	181	B	27.00	33.10
RADIAL ALL TRACTION 23° - R-1					
IF900/60R32CFO	000-903	182	B	30.00	36.80
IF900/60R32CFO	003-149	188	B	30.00	37.00
IF520/85R42CFO	000-560	169	B	18.00	22.00
RADIAL DEEP TREAD 23° - R-1W					
IF1250/50R32CFO	380-446	201	B	44.00	50.60
IF800/70R38CFO	000-928	184	B	27.00	33.20
IF800/70R38CFO	003-144	187	B	27.00	33.00
IF520/85R42CFO	000-921	169	B	18.00	22.40
IF580/85R42CFO	003-148	178	B	20.00	23.90
VF580/85R42CFO	007-123	183	B	20.00	23.90
RADIAL CHAMPION SPADE GRIP R-2					
IF520/85R42CFO	003-170	169	B	18.00	22.50

TUBELESS						
Overall Diameter (in.)	Static Loaded Radius (in.)	Rolling Circum. (in.)	Bar Height 32nds	Bar Height (in.)	Flat Plate (sq. in.)	Max. Load & Inflation (lbs. @ psi)
RADIAL ALL NON-SKID (ANS) - R-3						
69.60	30.7	210	37	1.16	477	18200 @ 46
RADIAL ALL TRACTION 23° - R-1						
74.60	32.9	226	61	1.91	625	18700 @ 35
75.60	33.2	226	61	1.91	625	22000 @ 46
76.50	34.4	228	52	1.63	1086	12800 @ 35
RADIAL DEEP TREAD 23° - R-1W						
82.50	34.9	240	74	2.31	687	32000 @ 46
80.20	36.6	243	74	2.31	452	19800 @ 35
81.10	35.85	243	74	2.31	697	21500 @ 41
76.30	34.4	228	69	2.16	452	12800 @ 35
80.90	36.6	243	72	2.25	450	16500 @ 41
80.90	36.6	241	72	2.25	450	19300 @ 41
RADIAL CHAMPION SPADE GRIP R-2						
77.40	34.90	230	105	3.28	470	12800 @ 35

CFO TEKSCAN FOOTPRINT



IF CFO harvest tires can carry a given load at a lower pressure than standard equivalent-sized radial harvest tires. Lower pressure gives these tires a larger footprint and helps reduce soil compaction.

IF CFO RADIAL
IF1250/50R32CFO Deep
Tread 23° 34100 lbs. @ 23 psi

*Compared to standard radial tires.

**Max speed 10mph on combines and max speed 20mph on grain cart with a max distance traveled 1 mile. Unloading is to occur before off-field transport.

TIRES COVERED

This Limited Warranty covers all original-tread Firestone brand radial agricultural tires, including “Destination Farm” and “Destination Turf” tires but excluding “Performer EVO” tires, purchased or manufactured after June 1, 2018 (except tires made for or used in pulling contests), if they are used in normal agricultural service. It does not cover tires marked “NO ADJ” or “NA” (non-adjustable), or tires not containing the Firestone serial number. Tires branded DT (damaged tire) are not adjustable for appearance. Tires are adjustable for ride-related conditions only during the first six months of service and up to 1/32nd of an inch of tread wear.

WHAT IS WARRANTIED

If, before wearing down to 2/32nds of an inch of tread or bar depth remaining, any tire covered by this Limited Warranty becomes unusable for any reason within the manufacturer’s control, such tire will be replaced with an equivalent new Firestone tire on the basis set forth in the section titled “Limited Warranty Period and Pro Rata Percentages” on the following page. Some examples of causes or conditions normally beyond the manufacturer’s control are:

1. Field or road hazards or stubble damage (e.g., cut, snag, puncture, stubble damage, impact break, tear or chunk in tread, bar or shoulder);
2. Apparent overload or improper inflation pressure or abuse;
3. Wheel misalignment, rim slip, tire/wheel assembly imbalance, mismatching of adjacent tires, or other vehicle conditions, defects or characteristics;

4. Conditions caused by land-leveling or earth-moving operations;
5. Improper repair or improper insertion of sealant, balancing or filler materials;
6. Intentional alteration of either the appearance or the physical characteristics of the tire;
7. Mounting damage or conditions caused by aging or improper storage; and
8. Failure to observe any of the “Owner-User’s Obligations” items listed elsewhere in this publication.

This Limited Warranty is in addition to, and/or may be limited by, any other applicable written warranty you may have received concerning special tires or situations.

LIMITED WARRANTY PERIOD AND PRO RATA PERCENTAGES

During the first two years of service (proof-of-purchase must be attached to claim form), if the tire is worn less than 25%, the tire will be replaced without charge including normal mounting and service charges.

After the free replacement period, the replacement price will be prorated based on years of service from the original purchase date (proof-of-purchase must be attached to claim form, or if proof-of-purchase is not available or if tire was not purchased new, then based on years from date of manufacture, which is molded into the sidewall of the tire), as set forth on the following page.

Years of Service or Age During	If Worn Less Than	Pro Rata Collection
3rd Year	30%	30%
4th Year	40%	40%
5th Year	50%	50%
6th Year	60%	60%
7th Year	70%	70%
8th Year	80%	80%
9th Year	90%	90%

After the end of the 9th year, coverage expires. 100%

To determine the replacement price, the appropriate pro rata percentage is multiplied by the Firestone owner-user's regular buying price. Appropriate taxes, mounting or other service charges will be added to the replacement price.

CONDITIONS AND EXCLUSIONS

To the extent permitted by law, Bridgestone Americas Tire Operations, LLC disclaims all warranties, express or implied, other than the warranties stated in this Limited Warranty, including but not limited to the implied warranties of merchantability and fitness for a particular purpose.

TO THE EXTENT PERMITTED BY LAW, BRIDGESTONE AMERICAS TIRE OPERATIONS, LLC DISCLAIMS LIABILITY FOR ANY SPECIAL, INCIDENTAL, CONSEQUENTIAL AND PUNITIVE DAMAGES, LOSS OF TIME OR PROFITS, LOSS OF VEHICLE USE OR INCONVENIENCE, EVEN IF ADVISED OF THE POSSIBILITY OF SUCH LOSS OR DAMAGES.

Some states do not allow the exclusion or limitation of incidental or consequential damages, so this limitation or exclusion may not apply to you.

Only the actual owner-user of the covered tires may make an adjustment claim under this Limited Warranty and Commercial Adjustment Policy, and only for tires used in the 50 United States and the District of Columbia.

Nothing in this Limited Warranty is intended to be a representation that failures cannot occur.

OWNER-USER'S OBLIGATIONS

Proper tire care is necessary to obtain maximum hours of usage and wear.

The owner-user's obligations are to operate tires within tire load and speed limits (at cold-air pressures specified by Bridgestone Americas Tire Operations, LLC for load and speed according to individual tire size, type and load capacity), and to maintain proper alignment of wheels.

In case of an adjustment claim, the owner-user must present the tire to an authorized Firestone dealer or store, complete and sign the customer section of the adjustment claim form, attach to the claim form a copy of the proof-of-purchase showing the date the tire was purchased new or proof-of-purchase of the new agricultural equipment that the tire came on, and pay the appropriate replacement price, taxes and service charges for a new, current, equivalent Firestone brand tire.

The obligation of Bridgestone Americas Tire Operations, LLC under this Limited Warranty and Commercial Adjustment Policy may not be enlarged or altered by anyone.



FARM HARD
Firestone

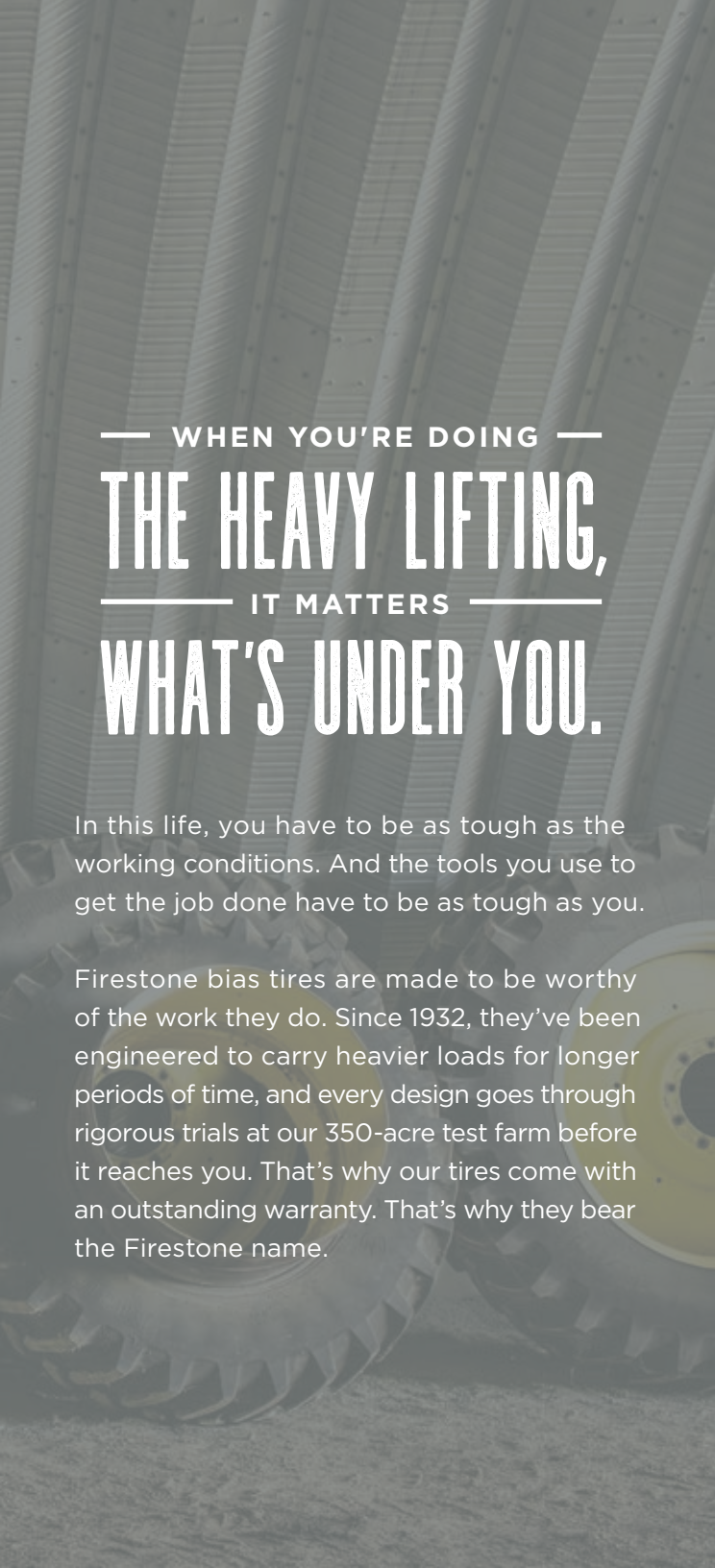


BIAS

FARM HARD

Firestone





— WHEN YOU'RE DOING —
THE HEAVY LIFTING,
— IT MATTERS —
WHAT'S UNDER YOU.

In this life, you have to be as tough as the working conditions. And the tools you use to get the job done have to be as tough as you.

Firestone bias tires are made to be worthy of the work they do. Since 1932, they've been engineered to carry heavier loads for longer periods of time, and every design goes through rigorous trials at our 350-acre test farm before it reaches you. That's why our tires come with an outstanding warranty. That's why they bear the Firestone name.

INTRODUCING

BIAS TIRES



SUPER ALL TRACTION 23° - R-1

KEEP THE PRESSURE ON THEM.

Firestone bias-ply tires are designed with a very simple goal in mind: getting the job done. They come in an unparalleled range of sizes and models, so there's a tire that's perfectly suited to whatever job that might be. That's true whether you're using heavy equipment, or working with soil that requires firm, but gentle, traction from your tires.

The applications go from there. From bias tires designed for orchards and citrus groves, to models intended for high-load cotton pickers and grain carts, there's one for every task. And thanks to their rugged, durable construction, you'll know your tires will stand up to any test.



LARGE & MEDIUM TRACTORS



SUPER ALL TRACTION FWD - R-1

PERFECT FOR MFWD TRACTORS.

- Multi-angle bar design that features:
 - Lower angle at shoulder for more traction and drawbar pull, and a higher angle at nose for lateral stability and wear
 - Buttressed bar base for longer wear and a bead-and-rim flange protector to reduce downtime
- Offers a smooth ride and pull with less vibration

Tubeless				New-Tire Dimensions (in.)			Max. Speed 25 mph
Tire Size	Ply Rating	Speed Symbol Rating	Design Rim Width	Overall Width	Overall Dia.	Bar Height	Max. Load & Infl. (lbs. @ psi)
18.4-26	6	A8	16.00	18.8	57.6	1.56	3960 @ 16
18.4-26	10	A8	16.00	18.8	57.6	1.56	5200 @ 26
16.9-28	10	A8	15.00	17.3	56.4	1.53	4680 @ 28



SUPER ALL TRACTION 23° - R-1

A HEAVY HITTER FOR THE HEAVY LIFTING.

- A preferred original equipment manufacturer bias tire
- Proven 23° bar angle for best overall traction and wear
- Lugs positioned to resist vibration
- Open-center tread for self-cleaning
- Flexible sidewall rubber compounded with super-tough tread rubber
- Premium bias - a value-priced alternative to radials

Besides the proven 23° bar angle that delivers superior traction, these tires offer long life and a smooth ride.

Tube Type				New-Tire Dimensions (in.)			Max. Speed 25 mph
Tire Size	Ply Rating	Speed Symbol Rating	Design Rim Width	Overall Width	Overall Dia.	Bar Height	Max. Load & Infl. (lbs. @ psi)
18.4-34	8	A8	16.00	19.3	65.4	1.56	5080 @ 20
20.8-34	8	A8	18.00	22.0	68.6	1.63	5840 @ 18
16.9-38	8	A8	15.00	17.3	66.8	1.53	4940 @ 24
18.4-38	8	A8	16.00	19.3	69.1	1.56	5360 @ 20
20.8-38	8	A8	18.00	22.0	72.1	1.63	6150 @ 18
20.8-38	10	A8	18.00	22.0	72.1	1.59	6950 @ 22

Tubeless				New-Tire Dimensions (in.)			Max. Speed 25 mph
Tire Size	Ply Rating	Speed Symbol Rating	Design Rim Width	Overall Width	Overall Dia.	Bar Height	Max. Load & Infl. (lbs. @ psi)
23.1-26	8	A8	20.00	23.3	63.0	1.66	5680 @ 16
23.1-26	14	A8	20.00	23.3	63.0	1.66	7850 @ 28
28L-26	12	A8	25.00	28.1	63.6	1.78	7400 @ 20
24.5-32	12	A8	21.00	24.4	71.9	1.66	8800 @ 24
30.5L-32	14	A8	27.00	30.1	71.6	1.69	9900 @ 22
30.5L-32	16	A8	27.00	30.1	71.6	1.69	11000 @ 26
23.1-34	8	A8	20.00	23.8	71.6	1.66	6400 @ 16
20.8-42	14	A8	18.00	22.0	76.2	1.63	9100 @ 32

'L' in tire size designates low-profile tire.



SUPER ALL TRACTION II 23° - R-1

SUPER TRACTION AND LESS COMPACTION.

- Modern tread design maximizes traction and improves transport ride
- Larger footprint helps minimize soil compaction
- More lugs than our Traction Field & Road for better road wear and ride

Tubeless				New-Tire Dimensions (in.)			Max. Speed 25 mph
Tire Size	LI/ Ply Rating	Speed Symbol Rating	Design Rim Width	Overall Width	Overall Dia.	Bar Height	Max. Load & Infl. (lbs. @ psi)
9.5-16	4	A8	8.00	9.5	33.2	1.22	1100 @ 20
9.5-24	6	A8	8.00	9.5	41.2	1.25	1870 @ 30
11.2-24	4	A8	10.00	11.2	43.4	1.28	1650 @ 18
11.2-24	8	A8	10.00	11.2	43.4	1.28	2540 @ 36
12.4-24	4	A8	11.00	12.4	45.6	1.34	1870 @ 16
12.4-24	8	A8	11.00	12.4	45.6	1.34	2830 @ 32
13.6-24	8	A8	12.00	13.6	47.6	1.34	3080 @ 28
14.9-24	6	A8	13.00	15.2	49.8	1.38	3000 @ 20
14.9-24	8	A8	13.00	15.2	49.8	1.44	3520 @ 26
12.4-28	6	A8	11.00	12.4	49.6	1.34	2540 @ 24
13.6-28	6	A8	12.00	13.6	51.6	1.38	2830 @ 22
14.9-28	6	A8	13.00	14.9	53.8	1.38	3200 @ 20
16.9-28	6	A8	15.00	16.9	56.5	1.47	3640 @ 18
16.9-30	6	A8	15.00	16.9	58.5	1.47	3740 @ 18
18.4-30	8	A8	16.00	18.4	61.1	1.53	4800 @ 20
18.4-34	8	A8	16.00	18.4	65.1	1.53	5080 @ 20
15.5-38	8	A8	14.00	15.5	61.8	1.38	4080 @ 26
18.4-38	8	A8	16.00	18.4	69.1	1.56	5360 @ 20
20.8-38	8	A8	18.00	20.8	72.2	1.63	6150 @ 18



CHAMPION SPADE GRIP - R-2

A SOLID GRIP ON SOGGY GROUND.

- 45° extra-deep tread for extra traction in wet soil
- Curved tread bars keep this tread clean
- Compounded tread rubber fights acid and ozone
- R-2 deep-bar design - a proven performer
- Buttressed tire bars for improved performance
- Bolstered nose for long wear

Tubeless				New-Tire Dimensions (in.)			Max. Speed 25 mph
Tire Size	Ply Rating	Speed Symbol Rating	Design Rim Width	Overall Width	Overall Dia.	Bar Height	Max. Load & Infl. (lbs. @ psi)
23.1-30	8	A8	20.00	23.1	69.6	3.41	6000 @ 16
24.5-32	10	A8	21.00	24.5	73.3	3.5	7850 @ 20
14.9-24	12	A8	13.00	14.8	51.9	2.81	4400 @ 38
18.4-26	10	A8	16.00	18.4	57.8	3.13	5200 @ 26
23.1-26	10	A8	20.00	23.1	66.5	3.13	6400 @ 20
28L-26	12	A8	25.00	28.1	65.9	3.41	7400 @ 20
28L-26	16	A8	25.00	28.1	65.9	3.41	9100 @ 28
18.4-30	10	A8	16.00	18.4	61.8	3.13	5520 @ 26
30.5L-32	14	A8	27.00	30.5	74.0	3.56	9900 @ 22
35.5L-32	12	A8	31.00	35.5	80.8	3.75	11000 @ 16
13.6-38	6	A8	12.00	13.6	63.0	2.69	3300 @ 22
13.6-46	6	A8	12.00	13.3	70.4	2.69	3640 @ 22



FIELD & ROAD - R-1

GREAT REPLACEMENT TIRE FOR VINTAGE TRACTORS.

- Wear- and snag-resistant tread rubber compound
- Excellent traction and durability
- Weather-resistant sidewall compound

Tube Type				New-Tire Dimensions (in.)			Max Speed 25 mph
Tire Size	Ply Rating	Speed Symbol Rating	Design Rim Width	Overall Width	Overall Dia.	Bar Height	Max. Load & Infl. (lbs. @ psi)
11.2-28	6	A8	10.00	11.2	47.0	1.16	2200 @ 26
9.5-32	4	A8	8.00	9.5	48.9	1.13	1650 @ 20
11.2-36	4	A8	10.00	11.2	55.0	1.16	2040 @ 18
13.6-36	4	A8	12.00	13.6	59.1	1.28	2470 @ 14
12.4-38	4	A8	11.00	12.4	59.0	1.22	2340 @ 16
12.4-38	8	A8	11.00	12.4	59.0	1.22	3520 @ 32
Tubeless				New-Tire Dimensions (in.)			Max Speed 25 mph
11.2-38	4	A8	10.00	11.2	57.0	1.16	2090 @ 18
11.2-38	6	A8	10.00	11.2	57.0	1.16	2540 @ 26



TRACTION FIELD & ROAD - R-1

GREAT PERFORMANCE. ULTIMATE VALUE.

- 23° tread bars for traction in the field, long wear on the road
- Rubber compounded for superior snag resistance and long wear
- Bar bracing for more stability and less squirm
- Bead-and-rim flange protector reduces downtime
- Large selection of sizes

Tube Type				New-Tire Dimensions (in.)			Max Speed 25 mph
Tire Size	Ply Rating	Speed Symbol Rating	Design Rim Width	Overall Width	Overall Dia.	Bar Height	Max. Load & Infl. (lbs. @ psi)
12.4-16	4	A8	11.00	12.4	37.6	1.41	1430 @ 16
14.9-26	6	A8	13.00	14.9	52.0	1.50	3080 @ 20
16.9-26	6	A8	15.00	16.9	54.0	1.50	3520 @ 18
18.4-28	6	A8	16.00	18.4	59.4	1.56	4080 @ 16
23.1-30	8	A8	20.00	23.1	67.4	1.66	6000 @ 16
23.1-30	12	A8	20.00	23.1	67.4	1.66	7600 @ 24
13.6-38	6	A8	12.00	13.6	61.5	1.47	3300 @ 22
14.9-38	6	A8	13.00	14.9	64.0	1.50	3740 @ 20
16.9-38	6	A8	15.00	16.9	66.3	1.53	4180 @ 18
9.5-42	6	A8	8.00	9.5	59.0	1.41	2400 @ 30

Tubeless				New-Tire Dimensions (in.)			Max Speed 25 mph
Tire Size	Ply Rating	Speed Symbol Rating	Design Rim Width	Overall Width	Overall Dia.	Bar Height	Max. Load & Infl. (lbs. @ psi)
18.4-16.1	8	A8	16.00	18.4	44.8	1.56	2910 @ 20
11.2-24	6	A8	10.00	11.2	43.0	1.34	2090 @ 26
12.4-24	12	A8	11.00	12.4	45.8	1.41	3520 @ 48
14.9-24	6	A8	13.00	14.9	49.0	1.50	3000 @ 20
16.9-24	8	A8	15.00	16.9	52.4	1.53	4080 @ 24
13.6-28	12	A8	12.00	13.6	51.5	1.47	4180 @ 42
12.4-42	6	A8	9.00	11.6	63.1	1.41	3080 @ 24
12.4-42	10	A8	9.00	11.6	63.1	1.41	4180 @ 40



ALL TRACTION UTILITY - R-4

PROVEN DESIGN FOR LONG WEAR, DEPENDABILITY AND VALUE.

- Excellent traction and flotation characteristics
- Special rubber compounds and nylon-cord body for superior impact resistance and long wear
- Appropriate use on Ag utility/compact tractors, steer tire applications and cotton pickers
- Super-tough tread for long tire life on hard-surface roads
- Wide buttressed lugs for durability and long life in utility applications

Tube Type				New-Tire Dimensions (in.)			Max Speed 25 mph
Tire Size	Ply Rating	Speed Symbol Rating	Design Rim Width	Overall Width	Overall Dia.	Bar Height	Max. Load & Infl. (lbs. @ psi)
14.9-24	8	A8	13.00	14.9	48.9	1.03	5080 @ 30
14.9-24	12	A8	13.00	14.9	48.9	1.03	6400 @ 42
16.9-24	8	A8	15.00	16.9	51.9	1.06	5840 @ 28
17.5L-24	8	A8	15.00	17.5	48.9	1.00	5360 @ 26
420/70-24	6	A8	13.00	16.7	46.4	1.06	3960 @ 26

WE BRING EVERYTHING NEEDED TO SERVICE YOUR TIRES, INCLUDING A SENSE OF URGENCY.

Your Certified Firestone Farm Tire Dealer is part of the largest, specially trained and equipped farm tire service network in the nation. That includes access to a full product line, service trucks for on-farm and in-field needs, authorized warranty service and an understanding of your business.

Nobody services farm tires like your Certified Firestone Farm Tire Dealer.



ALL NON-SKID TRACTOR - R-3

DESIGNED FOR ORCHARD, CITRUS GROVES AND TURF.

- Particularly suited for sandy areas, airports, golf courses, cemetery and highway maintenance
- Maximum flotation and minimum ground

Tube Type				New-Tire Dimensions (in.)			Max Speed 25 mph
Tire Size	Ply Rating	Speed Symbol Rating	Design Rim Width	Overall Width	Overall Dia.	Bar Height	Max. Load & Infl. (lbs. @ psi)
9.5-24(A)	4	A8	8.00	9.5	39.8	0.44	1480 @ 20
13.6-28(A)	6	A8	12.00	13.6	51.5	0.75	2830 @ 22

Tubeless				New-Tire Dimensions (in.)			Max Speed 25 mph
Tire Size	Ply Rating	Speed Symbol Rating	Design Rim Width	Overall Width	Overall Dia.	Bar Height	Max. Load & Infl. (lbs. @ psi)
8.3-24(A)	4	A8	7.00	8.3	38.8	0.56	1230 @ 22
14.9-24(A)	6	A8	13.00	14.9	49.8	0.72	3000 @ 20
16.9-24(A)	6	A8	15.00	16.9	51.9	0.88	3420 @ 18
16.9-24(A)	10	A8	15.00	16.9	51.9	0.88	4400 @ 28
18.4-26(A)	6	A8	16.00	19.0	56.0	0.91	3960 @ 16
18.4-26(A)	12	A8	16.00	19.0	56.0	0.91	5840 @ 32
23.1-26(A)	8	A8	20.00	23.1	59.7	0.66	5680 @ 16
23.1-26(A)	12	A8	20.00	23.1	59.7	0.66	7150 @ 24
28L-26(A)	12	A8	25.00	28.1	60.7	0.66	7400 @ 20
28L-26(A)	16	A8	25.00	28.1	60.7	0.66	9100 @ 28
24.5-32(A)	12	A8	21.00	24.7	69.1	1.09	8800 @ 24
24.5-32(A)	16	A8	21.00	24.7	69.1	1.09	9900 @ 30
30.5L-32(A)	14	A8	27.00	30.5	70.6	1.19	9900 @ 22
30.5L-32(A)	16	A8	27.00	30.5	70.6	1.19	11000 @ 26
35.5L-32(B)	20	A8	31.00	36.4	78.2	1.22	15200 @ 28

'L' in tire size designates low-profile tire.





SMALL/COMPACT TRACTORS



TRACTION FIELD & ROAD - R-1

GREAT PERFORMANCE. ULTIMATE VALUE.

- 23° tread bars for traction in the field, long wear on the road
- Rubber compounded for superior snag resistance and long wear
- Bar bracing for more stability and less squirm
- Bead-and-rim flange protector reduces downtime
- Large selection of sizes

Tube Type				New-Tire Dimensions (in.)			Max Speed 25 mph
Tire Size	Ply Rating	Speed Symbol Rating	Design Rim Width	Overall Width	Overall Dia.	Bar Height	Max. Load & Infl. (lbs. @ psi)
12.4-16	4	A8	11.00	12.4	37.6	1.41	1430 @ 16
14.9-26	6	A8	13.00	14.9	52.0	1.50	3080 @ 20
16.9-26	6	A8	15.00	16.9	54.0	1.50	3520 @ 18
18.4-28	6	A8	16.00	18.4	59.4	1.56	4080 @ 16
23.1-30	8	A8	20.00	23.1	67.4	1.66	6000 @ 16
23.1-30	12	A8	20.00	23.1	67.4	1.66	7600 @ 24
13.6-38	6	A8	12.00	13.6	61.5	1.47	3300 @ 22
14.9-38	6	A8	13.00	14.9	64.0	1.50	3740 @ 20
16.9-38	6	A8	15.00	16.9	66.3	1.53	4180 @ 18
9.5-42	6	A8	8.00	9.5	59.0	1.41	2400 @ 30

Tubeless				New-Tire Dimensions (in.)			Max Speed 25 mph
Tire Size	Ply Rating	Speed Symbol Rating	Design Rim Width	Overall Width	Overall Dia.	Bar Height	Max. Load & Infl. (lbs. @ psi)
18.4-16.1	8	A8	16.00	18.4	44.8	1.56	2910 @ 20
11.2-24	6	A8	10.00	11.2	43.0	1.34	2090 @ 26
12.4-24	12	A8	11.00	12.4	45.8	1.41	3520 @ 48
14.9-24	6	A8	13.00	14.9	49.0	1.50	3000 @ 20
16.9-24	8	A8	15.00	16.9	52.4	1.53	4080 @ 24
13.6-28	12	A8	12.00	13.6	51.5	1.47	4180 @ 42
12.4-42	6	A8	9.00	11.6	63.1	1.41	3080 @ 24
12.4-42	10	A8	9.00	11.6	63.1	1.41	4180 @ 40



ALL TRACTION UTILITY - R-4

PROVEN DESIGN FOR LONG WEAR, DEPENDABILITY AND VALUE.

- Excellent traction and flotation characteristics
- Special rubber compounds and nylon-cord body for superior impact resistance and long wear
- Appropriate use on Ag utility/compact tractors, steer tire applications and cotton pickers
- Super-tough tread for long tire life on hard-surface roads
- Wide buttressed lugs for durability and long life in utility applications

Tube Type				New-Tire Dimensions (in.)			Max Speed 25 mph
Tire Size	Ply Rating	Speed Symbol Rating	Design Rim Width	Overall Width	Overall Dia.	Bar Height	Max. Load & Infl. (lbs. @ psi)
14.9-24	8	A8	13.00	14.9	48.9	1.03	5080 @ 30
14.9-24	12	A8	13.00	14.9	48.9	1.03	6400 @ 42
16.9-24	8	A8	15.00	16.9	51.9	1.06	5840 @ 28
17.5L-24	8	A8	15.00	17.5	48.9	1.00	5360 @ 26
420/70-24	6	A8	13.00	16.7	46.4	1.06	3960 @ 26



DURAFORCE ND - NHS

TRACTION TREAD BUILT FOR SEVERE SERVICE CONDITIONS.

- Non-directional tread design provides excellent traction and flotation
- Tough sidewall for greater stability

Tubeless				New-Tire Dimensions (in.)			Max Speed 25 mph
Tire Size	Ply Rating	Speed Symbol Rating	Design Rim Width	Overall Width	Overall Dia.	Bar Height	Max. Load & Infl. (lbs. @ psi)
355/70D17.5 (14-17.5)	10	B	10.50	13.8	36.2	0.75	6950 @ 70
385/65D19.5 (15-19.5)	12	B	11.75	15.3	40.1	0.78	8800 @ 70
445/65D22.5 (18-22.5)	16	B	14.00	18.0	46.2	0.88	14300 @ 85



5-RIB



7-RIB

TURF & FIELD - R-3

DESIGNED FOR DRIVE AXLE USE ON GOLF COURSES AND PARKS.

- Extra traction and resistance to lateral sway
- Extra flotation to prevent chunking and cutting of turf on level and sloping areas
- No special rims required (fits standard one-piece agricultural rim)

5-RIB

Tubeless				New-Tire Dimensions (in.)			Max Speed 25 mph
Tire Size	Ply Rating	Speed Symbol Rating	Design Rim Width	Overall Width	Overall Dia.	Bar Height	Max. Load & Infl. (lbs. @ psi)
9.5-16	6	A8	8.00	9.5	32.3	0.59	1390 @ 30
21.5L-16.1	6	A8	18.00	20.8	44.1	1.03	2760 @ 12
21.5L-16.1	10	A8	18.00	20.8	44.1	1.03	3860 @ 22
19.5L-24	10	10	16.00	19.0	52.4	0.84	4680 @ 24

7-RIB

Tube Type				New-Tire Dimensions (in.)			Max Speed 25 mph
Tire Size	Ply Rating	Speed Symbol Rating	Design Rim Width	Overall Width	Overall Dia.	Bar Height	Max. Load & Infl. (lbs. @ psi)
13.6-16	4	A8	12.00	13.5	38.5	0.38	1570 @ 14

'L' in tire size designates low-profile tire.



SUPER TRACTION LOADER - I-3

GREAT TIRE FOR SPECIALTY APPLICATIONS.

- Deep overlapping bar cleats and low-profile design for excellent traction
- Great tire for medium-duty service use
- Tough sidewall for long wear
- Appropriate for use on air seeders and seeding applications

Tubeless				New-Tire Dimensions (in.)			Max Speed 25 mph
Tire Size	Ply Rating	Speed Symbol Rating	Design Rim Width	Overall Width	Overall Dia.	Bar Height	Max. Load & Infl. (lbs. @ psi)
27x8.50-15	6	B	7.00	8.4	26.7	0.41	2480 @ 45





HARVEST



SUPER ALL TRACTION 23° - R-1

A HEAVY HITTER FOR THE HEAVY LIFTING.

- A preferred original equipment manufacturer bias tire
- Proven 23° bar angle for best overall traction and wear
- Lugs positioned to resist vibration
- Open-center tread for self-cleaning
- Flexible sidewall rubber compounded with super-tough tread rubber
- Premium bias - a value-priced alternative to radials

Besides the proven 23° bar angle that delivers superior traction, these tires offer long life and a smooth ride.

Tube Type				New-Tire Dimensions (in.)			Max Speed 25 mph
Tire Size	Ply Rating	Speed Symbol Rating	Design Rim Width	Overall Width	Overall Dia.	Bar Height	Max. Load & Infl. (lbs. @ psi)
18.4-34	8	A8	16.00	19.3	65.4	1.56	5080 @ 20
20.8-34	8	A8	18.00	22.0	68.6	1.63	5840 @ 18
16.9-38	8	A8	15.00	17.3	66.8	1.53	4940 @ 24
18.4-38	8	A8	16.00	19.3	69.1	1.56	5360 @ 20
20.8-38	8	A8	18.00	22.0	72.1	1.63	6150 @ 18
20.8-38	10	A8	18.00	22.0	72.1	1.59	6950 @ 22

Tubeless				New-Tire Dimensions (in.)			Max Speed 25 mph
Tire Size	Ply Rating	Speed Symbol Rating	Design Rim Width	Overall Width	Overall Dia.	Bar Height	Max. Load & Infl. (lbs. @ psi)
23.1-26	8	A8	20.00	23.3	63.0	1.66	5680 @ 16
23.1-26	14	A8	20.00	23.3	63.0	1.66	7850 @ 28
28L-26	12	A8	25.00	28.1	63.6	1.78	7400 @ 20
24.5-32	12	A8	21.00	24.4	71.9	1.66	8800 @ 24
30.5L-32	14	A8	27.00	30.1	71.6	1.69	9900 @ 22
30.5L-32	16	A8	27.00	30.1	71.6	1.69	11000 @ 26
23.1-34	8	A8	20.00	23.8	71.6	1.66	6400 @ 16
20.8-42	14	A8	18.00	22.0	76.2	1.63	9100 @ 32

'L' in tire size designates low-profile tire.



SUPER ALL TRACTION FWD - R-1

PERFECT FOR MFWD.

- Multi-angle bar design that features:
 - Lower angle at shoulder for more traction and drawbar pull, plus a higher angle at nose for lateral stability and wear
 - Buttressed bar base for longer wear and a bead-and-rim flange protector to reduce downtime
- Offers a smooth ride and pull with less vibration

Tubeless				New-Tire Dimensions (in.)			Max Speed 25 mph
Tire Size	Ply Rating	Speed Symbol Rating	Design Rim Width	Overall Width	Overall Dia.	Bar Height	Max. Load & Infl. (lbs. @ psi)
18.4-26	6	A8	16.00	18.8	57.6	1.56	3960 @ 16
18.4-26	10	A8	16.00	18.8	57.6	1.56	5200 @ 26
13.6-28	10	A8	12.00	14.2	51.7	1.47	3740 @ 36
16.9-28	10	A8	15.00	17.3	56.4	1.53	4680 @ 28



SUPER ALL TRACTION HD - R-1

DESIGNED FOR HIGH-LOAD COTTON PICKER AND GRAIN CART APPLICATIONS.

- Rounded shoulder to eliminate tread lug compression
- Stronger carcass to handle heavier loads
- R-1 tread depth for optimum field performance

Tubeless				New-Tire Dimensions (in.)			Max Speed 25 mph
Tire Size	Load Index	Speed Symbol Rating	Design Rim Width	Overall Width	Overall Dia.	Bar Height	Max. Load & Infl. (lbs. @ psi)
520/85D38	173	A8	18.00	20.9	73.0	1.44	14300 @ 64



TRACTION FIELD & ROAD - R-1

**GREAT PERFORMANCE.
ULTIMATE VALUE.**

- 23° tread bars for traction in the field, long wear on the road
- Rubber compounded for superior snag resistance and long wear
- Bar bracing for more stability and less squirm
- Bead-and-rim flange protector reduces downtime
- Large selection of sizes

Tube Type				New-Tire Dimensions (in.)			Max Speed 25 mph
Tire Size	Ply Rating	Speed Symbol Rating	Design Rim Width	Overall Width	Overall Dia.	Bar Height	Max. Load & Infl. (lbs. @ psi)
12.4-16	4	A8	11.00	12.4	37.6	1.41	1430 @ 16
14.9-26	6	A8	13.00	14.9	52.0	1.50	3080 @ 20
16.9-26	6	A8	15.00	16.9	54.0	1.50	3520 @ 18
18.4-28	6	A8	16.00	18.4	59.4	1.56	4080 @ 16
23.1-30	8	A8	20.00	23.1	67.4	1.66	6000 @ 16
23.1-30	12	A8	20.00	23.1	67.4	1.66	7600 @ 24
14.9-38	6	A8	13.00	14.9	64.0	1.50	3740 @ 20
16.9-38	6	A8	15.00	16.9	66.3	1.53	4180 @ 18
9.5-42	6		8.00	9.5	59.0	1.41	2400 @ 30

Tubeless				New-Tire Dimensions (in.)			Max Speed 25 mph
Tire Size	Ply Rating	Speed Symbol Rating	Design Rim Width	Overall Width	Overall Dia.	Bar Height	Max. Load & Infl. (lbs. @ psi)
18.4-16.1	8	A8	16.00	18.4	44.8	1.56	2910 @ 20
11.2-24	6	A8	10.00	11.2	43.0	1.34	2090 @ 26
12.4-24	12	A8	11.00	12.4	45.8	1.41	3520 @ 48
14.9-24	6	A8	13.00	14.9	49.0	1.50	3000 @ 20
16.9-24	8	A8	15.00	16.9	52.4	1.53	4080 @ 24
13.6-28	12	A8	12.00	13.6	51.5	1.47	4180 @ 42
13.6-38	6	A8	12.00	13.6	61.5	1.47	3300 @ 22
12.4-42	6	A8	9.00	11.6	63.1	1.41	3080 @ 24
12.4-42	10	A8	9.00	11.6	63.1	1.41	4180 @ 40



PULLER 2000 - HP

THE COMPETITIVE EDGE FOR PULLING COMPETITIONS.

- Special body construction for top performance
- Molded specifically for puller use
- Unique puller rubber compound is harder than a farm tire for longer edge wear and stronger bite
- Full-width tread for more ground contact

Tubeless				New-Tire Dimensions (in.)			Max Speed 25 mph
Tire Size	Ply Rating	Speed Symbol Rating	Design Rim Width	Overall Width	Overall Dia.	Bar Height	Max. Load & Infl. (lbs. @ psi)
24.5-32	HP	A8	25.00	25.8	66.8	0.25	5200 @ 10
30.5L-32	HP	A8	27.00	30.5	66.8	0.25	6950 @ 12

'L' in tire size designates low-profile tire.



CHAMPION SPADE GRIP - R-2

A SOLID GRIP ON SOGGY GROUND.

- 45° extra-deep tread for extra traction in wet soil
- Curved tread bars keep this tread clean
- Compounded tread rubber fights acid and ozone
- R-2 deep-bar design - a proven performer
- Buttressed tire bars for improved performance
- Bolstered nose for long wear

Tubeless				New-Tire Dimensions (in.)			Max. Speed 25 mph
Tire Size	Ply Rating	Speed Symbol Rating	Design Rim Width	Overall Width	Overall Dia.	Bar Height	Max. Load & Infl. (lbs. @ psi)
23.1-30	8	A8	20.00	23.1	69.6	3.41	6000 @ 16
24.5-32	10	A8	21.00	24.5	73.3	3.5	7850 @ 20
14.9-24	12	A8	13.00	14.8	51.9	2.81	4400 @ 38
18.4-26	10	A8	16.00	18.4	57.8	3.13	5200 @ 26
23.1-26	10	A8	20.00	23.1	66.5	3.13	6400 @ 20
28L-26	12	A8	25.00	28.1	65.9	3.41	7400 @ 20
28L-26	16	A8	25.00	28.1	65.9	3.41	9100 @ 28
18.4-30	10	A8	16.00	18.4	61.8	3.13	5520 @ 26
30.5L-32	14	A8	27.00	30.5	74.0	3.56	9900 @ 22
35.5L-32	12	A8	31.00	35.5	80.8	3.75	11000 @ 16
13.6-38	6	A8	12.00	13.6	63.0	2.69	3300 @ 22
13.6-46	6	A8	12.00	13.3	70.4	2.69	3640 @ 22

'L' in tire size designates low-profile tire.



ALL NON-SKID TRACTOR - R-3

DESIGNED FOR ORCHARD, CITRUS GROVES AND TURF.

- Particularly suited for sandy areas, airports, golf courses, cemetery and highway maintenance
- Maximum flotation and minimum ground disturbance

Tube Type				New-Tire Dimensions (in.)			Max Speed 25 mph
Tire Size	Ply Rating	Speed Symbol Rating	Design Rim Width	Overall Width	Overall Dia.	Bar Height	Max. Load & Infl. (lbs. @ psi)
9.5-24(A)	4	A8	8.00	9.5	39.8	0.44	1480 @ 20
13.6-28(A)	6	A8	12.00	13.6	51.5	0.75	2830 @ 22

Tubeless				New-Tire Dimensions (in.)			Max Speed 25 mph
Tire Size	Ply Rating	Speed Symbol Rating	Design Rim Width	Overall Width	Overall Dia.	Bar Height	Max. Load & Infl. (lbs. @ psi)
8.3-24(A)	4	A8	7.00	8.3	38.8	0.56	1230 @ 22
14.9-24(A)	6	A8	13.00	14.9	49.8	0.72	3000 @ 20
16.9-24(A)	10	A8	15.00	16.9	51.9	0.88	4400 @ 28
18.4-26(A)	6	A8	16.00	19.0	56.0	0.91	3960 @ 16
18.4-26(A)	12	A8	16.00	19.0	56.0	0.91	5840 @ 32
23.1-26(A)	8	A8	20.00	23.1	59.7	0.66	5680 @ 16
23.1-26(A)	12	A8	20.00	23.1	59.7	0.66	7150 @ 24
28L-26(A)	12	A8	25.00	28.1	60.7	0.66	7400 @ 20
28L-26(A)	16	A8	25.00	28.1	60.7	0.66	9100 @ 28
24.5-32(A)	12	A8	21.00	24.7	69.1	1.09	8800 @ 24
24.5-32(A)	16	A8	21.00	24.7	69.1	1.09	9900 @ 30
30.5L-32(A)	14	A8	27.00	30.5	70.6	1.19	9900 @ 22
30.5L-32(A)	16	A8	27.00	30.5	70.6	1.19	11000 @ 26
35.5L-32(B)	20	A8	31.00	36.4	78.2	1.22	15200 @ 28

'L' in tire size designates low-profile tire.



ALL NON-SKID TRACTOR II - R-3

**A FULL-SIZED SEQUEL TO A POPULAR
ANS TRACTOR PATTERN.**

- Full-dimension, full-tread depth
- Excellent for large implements
- Five ribs made of tough rubber buttons for long wear and great traction

Tubeless				New-Tire Dimensions (in.)			Max Speed 25 mph
Tire Size	Ply Rating	Speed Symbol Rating	Design Rim Width	Overall Width	Overall Dia.	Bar Height	Max. Load & Infl. (lbs. @ psi)
28L-26	12	A8	25.00	28.1	62.6	1.06	7400 @ 20
28L-26	16	A8	25.00	28.1	62.6	1.06	9100 @ 28

'L' in tire size designates low-profile tire.



ALL TRACTION UTILITY - R-4

PROVEN DESIGN FOR LONG WEAR, DEPENDABILITY AND VALUE.

- Excellent traction and flotation characteristics
- Special rubber compounds and nylon-cord body for superior impact resistance and long wear
- Appropriate use on Ag utility/compact tractors, steer tire applications and cotton pickers
- Super-tough tread for long tire life on hard-surface roads
- Wide buttressed lugs for durability and long life in utility applications

Tire Size	Tube Type			New-Tire Dimensions (in.)			Max Speed 25 mph
	Ply Rating	Speed Symbol Rating	Design Rim Width	Overall Width	Overall Dia.	Bar Height	Max. Load & Infl. (lbs. @ psi)
14.9-24	8	A8	13.00	14.9	48.9	1.03	5080 @ 30
14.9-24	12	A8	13.00	14.9	48.9	1.03	6400 @ 42
16.9-24	8	A8	15.00	16.9	51.9	1.06	5840 @ 28
17.5L-24	8	A8	15.00	17.5	48.9	1.00	5360 @ 26
420/70-24	6	A8	13.00	16.7	46.4	1.06	3960 @ 26



IRRIGATION



CHAMPION HYDRO ND - R-1

A UNIQUE TREAD DESIGN FOR IRRIGATION SYSTEMS.

- Non-directional tread pattern for equal traction in forward and reverse directions
- Excellent traction in constantly wet conditions
- Excellent self-cleaning tread design
- Designed with 0° bar angle for less slippage than conventional tread designs, resulting in reduced soil disturbance and rutting
- Linear and pivot irrigation systems

Tubeless				New-Tire Dimensions (in.)			Creep Speed*
Tire Size	Load Index	Speed Symbol Rating	Design Rim Width	Overall Width	Overall Dia.	Bar Height	Max. Load & Infl. (lbs. @ psi)
380/85D24	145	A8	12.00	15.0	49.4	1.47	6400 @ 26
290/85D38	141	A8	10.00	12.1	58.8	1.34	5680 @ 24

*Creep Speed: Not over 200 feet in a 30-minute period.



FIELD & ROAD - R-1

.....

GREAT REPLACEMENT TIRE FOR VINTAGE TRACTORS.

- Wear- and snag-resistant tread rubber compound
- Excellent traction and durability
- Weather-resistant sidewall compound

Tube Type				New-Tire Dimensions (in.)			Creep Speed*
Tire Size	Ply Rating	Speed Symbol Rating	Design Rim Width	Overall Width	Overall Dia.	Bar Height	Max. Load & Infl. (lbs. @ psi)
11.2-38	4	A8	10.00	11.2	57.0	1.16	2090 @ 18
11.2-38	6	A8	10.00	11.2	57.0	1.16	2540 @ 26



IRRIGATION SPECIAL - R-1

DESIGNED SPECIFICALLY FOR MOBILE IRRIGATION EQUIPMENT.

- Big footprint for less yield-robbing compaction
- Proven 23° bar angle for great traction
- Tough nylon-cord body for durability and wear
- Rugged dual rubber construction:
 - Flexible sidewall rubber
 - Super-tough tread rubber
 - Resistance to weather checking

Tubeless				New-Tire Dimensions (in.)			Creep Speed*
Tire Size	Ply Rating	Speed Symbol Rating	Design Rim Width	Overall Width	Overall Dia.	Bar Height	Max. Load & Infl. (lbs. @ psi)
11.2-24	4	A8	10.00	11.2	43.1	1.00	3480 @ 24
14.9-24	4	A8	13.00	14.9	50.0	1.13	5060 @ 18
14.9-24	6	A8	13.00	14.9	50.0	1.13	6330 @ 26

*Creep Speed: Not over 200 feet in a 30-minute period.

BIAS TIRES

LISTED BY RIM DIAMETER

Tire Size	L/I Ply	Description	Material Number	Page
27x8.50-15	6	Super Traction Loader TLI3	350-672	27
9.5-16	4	Super All Traction II 23 TLR1	376-808	11
9.5-16	6	Turf & Field TLR3	351-776	26
12.4-16	4	Traction Field & Road TTR1	345-202	14
13.6-16	4	Turf & Field TTR3	345-210	26
18.4-16.1	8	Traction Field & Road TLR1	359-564	14
21.5L-16.1	6	Turf & Field TLR3	312-770	26
21.5L-16.1	10	Turf & Field TLR3	355-887	26
445/65D22.5	16	DuraForce ND TL NHS	361-720	25
8.3-24	4	All Non-Skid Tractor TLR3	351-733	18
9.5-24	4	All Non-Skid Tractor TTR3	306-096	18
9.5-24	6	Super All Traction II 23 TLR1	8564	11
11.2-24	4	Irrigation Special TLR1	321-893	45
11.2-24	6	Traction Field and Road TLR1	008565	14
11.2-24	8	Super All Traction II 23 TLR1	365-180	11
12.4-24	4	Super All Traction II 23 TLR1	365-299	11
12.4-24	8	Super All Traction II 23 TLR1	372-541	11
12.4-24	12	Traction Field & Road TLR1	357-987	14
13.6-24	8	Super All Traction II 23 TLR1	372-575	11
14.9-24	4	Irrigation Special TLR1	322-377	45
14.9-24	6	All Non-Skid Tractor TLR3	8508	18
14.9-24	6	Irrigation Special TLR1	000-912	45
14.9-24	6	Super All Traction II 23 TLR1	8559	11
14.9-24	6	Traction Field and Road TLR1	8568	14
14.9-24	8	All Traction Utility TTR4	351-849	16
14.9-24	8	Super All Traction II 23 TLR1	008560	11
14.9-24	12	All Traction Utility TLR4	358-584	16
16.9-24	8	All Traction Utility TLR4	309-281	16
16.9-24	8	Traction Field & Road TLR1	359-505	14
16.9-24	10	All Non-Skid Tractor TLR3	358-789	18
17.5L-24	8	All Traction Utility TLR4	315-486	16
19.5L-24	10	Turf & Field TLR3	356-190	26
380/85D24	145	Champion Hydro ND TLR1	373-765	43
420/70-24	6	All Traction Utility TLR4	351-040	16

BIAS TIRES

LISTED BY RIM DIAMETER

Tire Size	L/I Ply	Description	Material Number	Page
14.9-26	6	Traction Field & Road TTR1	345-288	14
16.9-26	6	Traction Field & Road TTR1	008572	14
18.4-26	6	All Non-Skid Tractor TLR3	315-958	18
18.4-26	6	Super All Traction FWD TLR1	343-846	7
18.4-26	10	Champion Spade Grip TLR2	326-445	12
18.4-26	10	Super All Traction FWD TLR1	343-919	7
18.4-26	12	All Non-Skid Tractor TLR3	369-753	18
23.1-26	8	All Non-Skid Tractor TLR3	345-377	18
23.1-26	8	Super All Traction 23 TLR1	344-095	8
23.1-26	10	Champion Spade Grip TLR2	362-647	12
23.1-26	12	All Non-Skid Tractor TLR3	323-527	18
23.1-26	14	Super All Traction 23 TLR1	362-460	8
28L-26	12	All Non-Skid Tractor TLR3	351-008	18
28L-26	12	Super All Traction 23 TLR1	344-060	8
28L-26	16	All Non-Skid Tractor TLR3	362-220	18
28L-26	16	All Non-Skid Tractor II TLR3	362-085	41
28L-26	16	Champion Spade Grip TLR2	379-868	12
11.2-28	6	Field & Road TTR1	361-623	13
12.4-28	6	Super All Traction II 23 TLR1	365-452	11
13.6-28	6	All Non-Skid Tractor TTR3	008572	18
13.6-28	6	Super All Traction II 23 TLR1	008558	11
13.6-28	10	Super All Traction FWD TLR1	343-927	7
14.9-28	6	Super All Traction II 23 TLR1	008561	11
16.9-28	6	Super All Traction II 23 TLR1	8562	11
16.9-28	10	Super All Traction FWD TLR1	8594	7
18.4-28	6	Traction Field & Road TTR1	338-494	14
16.9-30	6	Super All Traction II 23 TLR1	8563	11
18.4-30	8	Super All Traction II 23 TLR1	372-626	11
18.4-30	10	Champion Spade Grip TLR2	342-432	12
23.1-30	8	Champion Spade Grip TTR2	311-189	12
23.1-30	8	Traction Field & Road TTR1	008591	14
23.1-30	12	Traction Field & Road TTR1	364-857	14
24.5-32	10	Champion Spade Grip TTR2	311-626	12
24.5-32	12	All Non-Skid Tractor TLR3	322-296	18

Continued on next page.

BIAS TIRES LISTED BY RIM DIAMETER

Tire Size	L/I Ply	Description	Material Number	Page
24.5-32	12	Super All Traction 23 TLR1	344-079	8
24.5-32	16	All Non-Skid Tractor TLR3	360-384	18
24.5-32	HP	Puller 2000 TLHP	369-685	36
30.5L-32	14	All Non-Skid Tractor TLR3	359-904	18
30.5L-32	14	Champion Spade Grip TLR2	358-231	12
30.5L-32	14	Super All Traction 23 TLR1	351-067	8
30.5L-32	16	All Non-Skid Tractor TLR3	357-758	18
30.5L-32	16	Super All Traction 23 TLR1	351-075	8
30.5L-32	HP	Puller 2000 TLHP	361-992	36
35.5L-32	12	Champion Spade Grip TLR2	358-258	12
35.5L-32	20	All Non-Skid Tractor TLR3	357-820	18
18.4-34	8	Super All Traction 23 TTR1	343-560	8
18.4-34	8	Super All Traction II 23 TLR1	372-592	11
20.8-34	8	Super All Traction 23 TTR1	343-579	8
23.1-34	8	Super All Traction 23 TLR1	8599	8
11.2-36	4	Field & Road TTR1	304-808	13
11.2-38	4	Field & Road TLR1	355-003	13
11.2-38	6	Field & Road TLR1	000-929	13
12.4-38	4	Field & Road TTR1	304-840	13
12.4-38	8	Field & Road TTR1	354-805	13
13.6-38	6	Champion Spade Grip TLR2	008527	12
13.6-38	6	Traction Field & Road TTR1	8567	14
14.9-38	6	Traction Field & Road TTR1	8571	14
15.5-38	8	Super All Traction II 23 TLR1	372-524	11
16.9-38	8	Super All Traction 23 TTR1	343-587	8
18.4-38	8	Super All Traction 23 TTR1	343-595	8
18.4-38	8	Super All Traction II 23 TLR1	372-507	11
20.8-38	8	Super All Traction 23 TTR1	343-609	8
20.8-38	8	Super All Traction II 23 TLR1	367-237	11
20.8-38	10	Super All Traction 23 TTR1	343-633	8
290/85D38	141	Champion Hydro ND TLR1	003-147	43
520/85D38	173A8	Super All Traction HD TLR1	363-038	33
12.4-42	6	Traction Field & Road TLR1	355-097	14
12.4-42	10	Traction Field & Road TLR1	358-630	14
13.6-46	6	Champion Spade Grip TLR2	000-917	12

LIMITED WARRANTY

FOR FIRESTONE BIAS PLY AGRICULTURAL TIRES

LIMITED WARRANTY FOR BIAS TIRES.

TIRES COVERED

This Limited Warranty covers all original-tread Firestone brand bias ply agricultural tires, including rears, floats, fronts and implements, purchased or manufactured after June 1, 2018 (except tires made for or used in pulling contests), if they are used in normal agricultural service. It does not cover tires marked "NO ADJ" or "NA" (non-adjustable), or tires not containing the Firestone serial number. Tires branded DT (damaged tire) are not adjustable for appearance. Tires are adjustable for ride-related conditions only during the first six months of service and up to 1/32nd of an inch of tread wear.

WHAT IS WARRANTIED

If, before wearing down to 2/32nds of an inch of tread or bar depth remaining, any tire covered by this Limited Warranty becomes unusable for any reason within the manufacturer's control, such tire will be replaced with an equivalent new Firestone tire on the basis set forth in the section titled "Limited Warranty Period and Pro Rata Percentages" on the following page. Some examples of causes or conditions normally beyond the manufacturer's control are:

1. Field or road hazards or stubble damage (e.g., cut, snag, puncture, stubble damage, impact break, tear or chunk in tread, bar or shoulder);
2. Apparent overload or improper inflation pressure or abuse;
3. Wheel misalignment, rim slip, tire/wheel assembly imbalance, mismatching of adjacent tires, or other vehicle conditions, defects or characteristics;

4. Conditions caused by land-leveling or earth-moving operations;
5. Improper repair or improper insertion of sealant, balancing or filler materials;
6. Intentional alteration of either the appearance or the physical characteristics of the tire;
7. Mounting damage or conditions caused by aging or improper storage; and
8. Failure to observe any of the "Owner-User's Obligations" items listed on page 52.

This Limited Warranty is in addition to, and/or may be limited by, any other applicable written warranty you may have received concerning special tires or situations.

LIMITED WARRANTY PERIOD AND PRO RATA PERCENTAGES

During the first year of service (proof-of-purchase must be attached to claim form), if the tire is worn less than 10%, the tire will be replaced without charge including normal mounting and service charges.

After the free replacement period, the replacement price will be prorated based on years of service from the original purchase date (proof-of-purchase must be attached to claim form, or if proof-of-purchase is not available or if tire was not purchased new, then based on years from date of manufacture, which is molded into the sidewall of the tire), as set forth on the following page.

LIMITED WARRANTY

FOR FIRESTONE BIAS PLY AGRICULTURAL TIRES

Years of Service or Age During	If Worn Less Than	Pro Rata Collection
2nd Year	20%	20%
3rd Year	30%	30%
4th Year	60%	60%
5th Year	80%	80%
6th Year	90%	90%

After the end of the 6th year, coverage expires. 100%

To determine the replacement price, the appropriate pro rata percentage is multiplied by the Firestone owner-user's regular buying price. Appropriate taxes, mounting or other service charges will be added to the replacement price.

CONDITIONS AND EXCLUSIONS

To the extent permitted by law, Bridgestone Americas Tire Operations, LLC disclaims all warranties, express or implied, other than the warranties stated in this Limited Warranty, including but not limited to the implied warranties of merchantability and fitness for a particular purpose.

TO THE EXTENT PERMITTED BY LAW, BRIDGESTONE AMERICAS TIRE OPERATIONS, LLC DISCLAIMS LIABILITY FOR ANY SPECIAL, INCIDENTAL, CONSEQUENTIAL AND PUNITIVE DAMAGES, LOSS OF TIME OR PROFITS, LOSS OF VEHICLE USE, OR INCONVENIENCE EVEN IF ADVISED OF THE POSSIBILITY OF SUCH LOSS OR DAMAGES.

Some states do not allow the exclusion or limitation of incidental or consequential damages, so this limitation or exclusion may not apply to you.

Only the actual owner-user of the covered tires may make an adjustment claim under this Limited Warranty and Commercial Adjustment Policy, and only for tires used in the 50 United States and the District of Columbia.

Nothing in this Limited Warranty is intended to be a representation that failures cannot occur.

OWNER-USER'S OBLIGATIONS

Proper tire care is necessary to obtain maximum hours of usage and wear.

The owner-user's obligations are to operate tires within tire load and speed limits (at cold-air pressures specified by Bridgestone Americas Tire Operations, LLC for load and speed according to individual tire size, type and load capacity), and to maintain proper alignment of wheels.

In case of an adjustment claim, the owner-user must present the tire to an authorized Firestone dealer or store, complete and sign the customer section of the adjustment claim form, attach to the claim form a copy of the proof-of-purchase showing the date the tire was purchased new or proof-of-purchase of the new agricultural equipment that the tire came on, and pay the appropriate replacement price, taxes and service charges for a new, current, equivalent Firestone brand tire.

The obligation of Bridgestone Americas Tire Operations, LLC under this Limited Warranty and Commercial Adjustment Policy may not be enlarged or altered by anyone.

FARM HARD
Firestone

TITAN
42x0-18



FLOTATION

FARM HARD

Firestone





WAITING
— IS A —
LUXURY
— FOR THOSE WHO —
HAVE TIME.

You just had rain, and there's more on the way. That means planting season just turned into a fire drill. The clock is ticking.

Firestone flotation tires give you the head start. Against time. Against the elements. And most importantly, against soil compaction. They're how equipment gets a strong foothold on loose ground without choking the oxygen out of it. And they're how you get the most out of your field under the tightest of deadlines.

— INTRODUCING —

FLOTATION TIRES



FLOTATION 23° - HF-2





HARVEST TIRES



FLOTATION 23° - HF-2

MAXIMUM FLOTATION IN A 23° TIRE.

- Proven 23° tread design provides traction and mobility
- Large air volume allows low inflation pressures for improved traction
- Wide tread distributes weight across large contact area for minimal compaction

Tubeless			New-Tire Dimensions (in.)			Max. Speed 25 mph
Tire Size	Ply Rating	Design Rim Width	Overall Width	Overall Dia.	Bar Height	Max. Load & Infl. (lbs. @ psi)
66x43.00-25	20	36.00	41.3	66.5	2.00	14800 @ 50



FLOTATION 23° DEEP TREAD - HF-3

DEEP TREAD. HIGH FLOTATION.

- 23° deep tread bars for extra traction and wear
- Rounded shoulder minimizes soil disturbance during turns

Tubeless			New-Tire Dimensions (in.)			Max. Speed 25 mph
Tire Size	Ply Rating	Design Rim Width	Overall Width	Overall Dia.	Bar Height	Max. Load & Infl. (lbs. @ psi)
66x43.00-25	10	36.00	41.5	67.8	2.31	9900 @ 25
66x43.00-25	16	36.00	41.5	67.8	2.31	13200 @ 40
73x44.00-32	16	36.00	43.2	74.0	2.41	15200 @ 40
76x50.00-32	20	44.00	48.6	78.5	2.50	18700 @ 45



FERTILIZER TRUCK TIRES



FLOTATION FREE ROLLING - HF-2

GIVES LONGER ROAD WEAR AND FLOTATION IN WET FIELDS FOR FERTILIZER TRUCKS.

- Designed for smooth wear on front positions of fertilizer trucks and free-rolling wheels on tractors, wagons and large implements
- Better steering response and smoother ride
- Front-tire flotation and control in soggy field conditions

Tubeless			New-Tire Dimensions (in.)			Max. Speed 25 mph
Tire Size	Ply Rating	Design Rim Width	Overall Width	Overall Dia.	Bar Height	Max. Load & Infl. (lbs. @ psi)
48x25.00-20	12	20.50	25.0	48.5	1.00	7150 @ 45



FLOTATION 23° (CENTER RIB) - HF-2

FLOTATION WITH A CENTER RIB FOR EXTENDED HARD-SURFACE DRIVING.

- Designed for use on fertilizer truck steering and drive axles
- Proven 23° tread bars for traction in the field
- Wide center “rider rib” provides even wear on hard surfaces

Tubeless			New-Tire Dimensions (in.)			Max. Speed 25 mph
Tire Size	Ply Rating	Design Rim Width	Overall Width	Overall Dia.	Bar Height	Max. Load & Infl. (lbs. @ psi)
48x31.00-20	14	26.00	31.0	48.5	1.00	7400 @ 45



FLOTATION 23° DEEP TREAD - HF-3

DEEP TREAD. HIGH FLOTATION.

- 23° deep tread bars for extra traction and wear
- Rounded shoulder minimizes soil disturbance during turns

Tubeless			New-Tire Dimensions (in.)			Max. Speed 25 mph
Tire Size	Ply Rating	Design Rim Width	Overall Width	Overall Dia.	Bar Height	Max. Load & Infl. (lbs. @ psi)
48x31.00-20	14	26.00	30.5	51.0	1.81	7400 @ 45



SPECIALTY EQUIPMENT TIRES

BRIDGESTONE AMERICAS TIRE OPERATIONS, LLC
AGRICULTURAL TIRE DIVISION

Tire Size	Ply	Description	Article Number	Page
48x25.00-20	12	Flotation Free Rolling TLHF2	360422	11
48x31.00-20	14	Flotation 23° (Center Rib) TLHF2	361984	12
48x31.00-20	14	Flotation 23° Deep Tread TLHF3	361976	13
66x43.00-25	10	Flotation 23° Deep Tread TLHF3	340693	9
66x43.00-25	16	Flotation 23° Deep Tread TLHF3	358312	9
66x43.00-25	20	Flotation 23° TLHF2	375465	8
66x44.00-25	20	Flotation All Terrain WTP TLHF1	371674	15
73x44.00-32	16	Flotation 23° Deep Tread TLHF3	358835	9
76x50.00-32	20	Flotation 23° Deep Tread TLHF3	369702	9

TIRES COVERED

This Limited Warranty covers original-tread Firestone brand bias-ply flotation tires purchased or manufactured after January 1, 2009 (except tires made for or used in pulling contests), if they are used in normal agricultural service. It does not cover tires marked "NO ADJ" or "NA" (non-adjustable), or tires not containing the Firestone serial number. Tires branded DT (damaged tire) are not adjustable for appearance. Tires are adjustable for ride-related conditions only during the first six months of service and up to 1/32nd of an inch of treadwear.

LIMITED WARRANTY

FOR FIRESTONE BIAS FLOTATION AGRICULTURAL TIRES

WHAT IS WARRANTIED

If, before wearing down to 2/32nds of an inch of tread or bar depth remaining, any tire covered by this Limited Warranty becomes unusable for any reason within the manufacturer's control, such tire will be replaced with an equivalent new Firestone tire on the basis set forth in the section titled "Limited Warranty Period and Pro Rata Percentages" on the following page. Some examples of causes or conditions normally beyond the manufacturer's control are:

1. Field or road hazards or stubble damage (e.g., cut, snag, puncture, stubble damage, impact break, tear or chunk in tread, bar or shoulder);
2. Apparent overload or improper inflation pressure or abuse;
3. Wheel misalignment, rim slip, tire/wheel assembly imbalance, mismatching of adjacent tires, or other vehicle conditions, defects or characteristics;
4. Conditions caused by land-leveling or earthmoving operations;
5. Improper repair or improper insertion of sealant, balancing or filler materials;
6. Intentional alteration of either the appearance or the physical characteristics of the tire;
7. Mounting damage or conditions caused by aging or improper storage; and
8. Failure to observe any of the "Owner-User's Obligations" items listed elsewhere in this publication.

LIMITED WARRANTY

FOR FIRESTONE BIAS FLOTATION AGRICULTURAL TIRES

This Limited Warranty is in addition to, and/or may be limited by, any other applicable written warranty you may have received concerning special tires or situations.

LIMITED WARRANTY PERIOD AND PRO RATA PERCENTAGES

BIAS TIRES:

During the first year of service (proof-of-purchase must be attached to claim form), if the tire is worn less than 10%, the tire will be replaced without charge, including normal mounting and service charges.

BIAS TIRES:

Years of Service or Age During	If Worn Less Than	Pro Rata Collection
2nd Year	20%	20%
3rd Year	30%	30%
4th Year	60%	60%
5th Year	80%	80%
6th Year	90%	90%

After the end of the 6th year, coverage expires. 100%

To determine the replacement price, the appropriate pro rata percentage is multiplied by the Firestone owner-user's regular buying price. Appropriate taxes, mounting or other service charges will be added to the replacement price.

LIMITED WARRANTY

FOR FIRESTONE BIAS FLOTATION AGRICULTURAL TIRES

CONDITIONS AND EXCLUSIONS

To the extent permitted by law, Bridgestone Americas Tire Operations, LLC disclaims all warranties express or implied other than the warranties stated in this Limited Warranty, including but not limited to the implied warranties of merchantability and fitness for a particular purpose.

TO THE EXTENT PERMITTED BY LAW, BRIDGESTONE AMERICAS TIRE OPERATIONS, LLC DISCLAIMS LIABILITY FOR ANY SPECIAL, INCIDENTAL, CONSEQUENTIAL AND PUNITIVE DAMAGES, LOSS OF TIME OR PROFITS, LOSS OF VEHICLE USE OR INCONVENIENCE, EVEN IF ADVISED OF THE POSSIBILITY OF SUCH LOSS OR DAMAGES.

Some states do not allow the exclusion or limitation of incidental or consequential damages, so the above limitation or exclusion may not apply to you.

Only the actual owner-user of the covered tires may make an adjustment claim under this Limited Warranty and Commercial Adjustment Policy, and only for tires used in the 50 United States and the District of Columbia.

Nothing in this Limited Warranty is intended to be a representation that failures cannot occur.

LIMITED WARRANTY

FOR FIRESTONE BIAS FLOTATION AGRICULTURAL TIRES

OWNER-USER'S OBLIGATIONS

Proper tire care is necessary to obtain maximum hours of usage and wear.

The owner-user's obligations are to operate tires within tire load and speed limits (at cold air pressures specified by Bridgestone Americas Tire Operations, LLC for load and speed according to individual tire size, type and load capacity), and to maintain proper alignment of wheels.

In case of an adjustment claim, the owner-user must present the tire to an authorized Firestone dealer or store, complete and sign the customer section of the adjustment claim form, attach to the claim form a copy of the proof-of-purchase showing the date the tire was purchased new or proof-of-purchase of the new agricultural equipment that the tire came on, and pay the appropriate replacement price, taxes and service charges for a new, current equivalent Firestone brand tire.

The obligation of Bridgestone Americas Tire Operations, LLC under this Limited Warranty and Commercial Adjustment Policy may not be enlarged or altered by anyone.

NOTES:

A series of 25 horizontal dotted lines for writing notes.

NOTES:

A series of 25 horizontal dotted lines for taking notes.



FARM HARD
Firestone

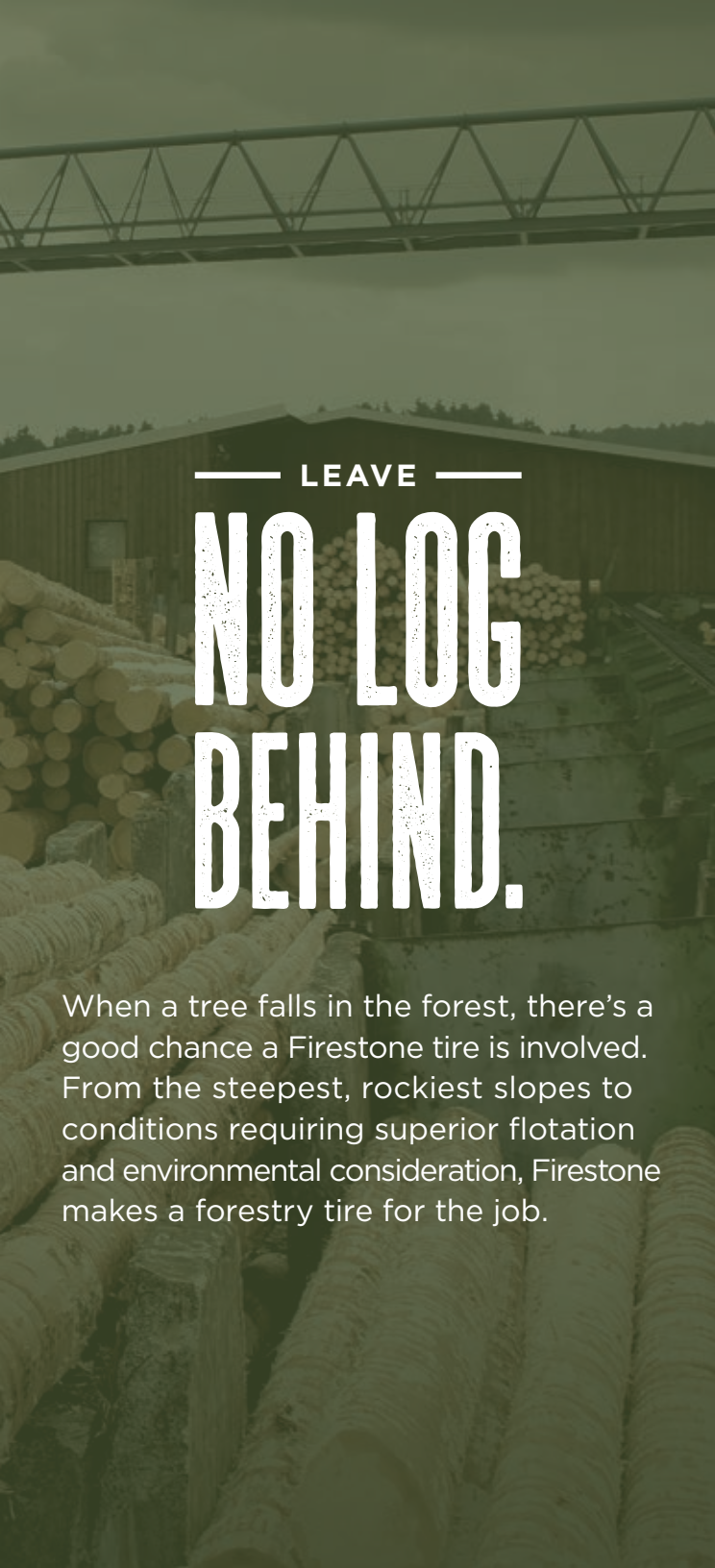


FORESTRY

FARM HARD

Firestone





— LEAVE —

NO LOG BEHIND.

When a tree falls in the forest, there's a good chance a Firestone tire is involved. From the steepest, rockiest slopes to conditions requiring superior flotation and environmental consideration, Firestone makes a forestry tire for the job.

— INTRODUCING —

FORESTRY TIRES



FIRESTONE FORESTRY TIRES

Firestone was the first to adapt farm tires for logging service using heavier lugs and a thicker construction. We build many of our tires with CRC® (cut resistant compound) to provide a tougher rubber. Wherever timber is harvested in North America, Firestone tires have proven to be up to the task, and have one of the industry's best service networks. Expertly trained and properly equipped, Certified Firestone Forestry Tire Dealers know your equipment and are ready to deliver on-site service to keep your operation up and running.



FORESTRY SPECIAL CRC SEVERE SERVICE - LS-2

**THE FORESTRY SPECIAL HAS
EARNED ITS TOUGH REPUTATION
IN THE LOGGING INDUSTRY.**

**Firestone makes it tougher with the
addition of CRC**

- Rugged CRC resists snags and tears and meets the demands of high-horsepower and heavy-load equipment
- Keep out debris with heavy-duty bead-and-rim protection
- Get a bigger footprint with our 23° tread design for increased traction and maintained horsepower. That saves time and fuel

THE STANDARD

OF THE

LOGGING INDUSTRY

Tube Type			New-Tire Dimensions (in.)			5 MPH
Tire Size	Ply Rating	Design Rim Width	Overall Width	Overall Dia.	Bar Height	Max. Load & Infl. (lbs. @ psi)
18.4-26 (A)	10	16.00	18.4	56.9	2.00	8050 @ 30
23.1-26 (A)	14	20.00	23.1	63.5	2.06	12800 @ 35
18.4-34 (A)	10	16.00	18.4	65.2	2.00	9100 @ 30

¹Compared to 45° tread pattern design.

Tubeless			New-Tire Dimensions (in.)			5 MPH
Tire Size	Ply Rating	Design Rim Width	Overall Width	Overall Dia.	Bar Height	Max. Load & Infl. (lbs. @ psi)
23.1-26 (A)	20	20.00	23.1	63.5	2.06	15200 @ 45
28L-26 (A)	14	25.00	28.1	64.5	2.19	13200 @ 30
28L-26 (A)	20	25.00	28.1	65.5	2.20	16100 @ 40
28L-26 (A)	16	25.00	28.1	64.5	2.20	14800 @ 35
24.5-32 (A)	20	21.00	24.5	70.9	2.10	18700 @ 45
30.5L-32 (A)	32	27.00	30.2	74.2	2.25	24700 @ 55
35.5LB32 (B)	24	31.00	35.5	79.1	2.53	24700 @ 35
30.5L-32 (B)	26	27.00	29.9	73.9	2.25	22000 @ 45
35.5LB32 (B)	30	31.00	35.5	79.8	2.53	29100 @ 45

'L' in tire size designates low-profile tire.

NORTH AMERICAN TIRES

— FOR —

NORTH AMERICAN

FORESTS

The demands of logging ferret out the weak. Every Firestone tire is built with the most challenging, difficult conditions in mind. Not coincidentally, the kind of conditions you'll find in the forests of North America.



FORESTRY ENVIRONMENTAL LUG (EL) - HF-1

TREADS SOFTLY AND CARRIES THE BIG STICKS.

When it comes to strength, durability and value, rely on Firestone forestry tires to carry the load. With their ample steel, heavy rubber and patented compounds, our tires are engineered to perform and built to last.

You'll find that a Firestone forestry tire works when others fail, pays when others cost, and is backed by one of the largest, best-trained dealer networks and leading warranties in the business.



FORESTRY ENVIRONMENTAL LUG (EL) - HF-1

DESIGNED FOR USE ON FORWARDERS AND HARVESTERS.

- 20 PR construction for handling heavy loads
- Steel tread plies for resistance to punctures
- Special tread and sidewall rubber compounds for resistance to cuts, snags, tears and impacts
- Tread designated as “environmental lug” (EL) for reduced ground disturbance

Tubeless			New-Tire Dimensions (in.)			5 MPH
Tire Size	Ply Rating	Design Rim Width	Overall Width	Overall Dia.	Bar Height	Max. Load & Infl. (lbs. @ psi)
710/45B26.5	20	24.00	28.0	52.8	1.00	15200 @ 73

23° TREAD BAR.

— EVEN MORE EXCITING —

IN THE WOODS

— THAN IT IS HERE —

- 23° is the optimum bar angle for traction and wear, and Firestone holds the trademark
- Open center tread cleans better in muddy conditions
- High-angle stabilizer belts deliver strength and fuel economy
- Dual rubber compounds
 - Flexible rubber in sidewall for less fatigue and cracking
 - Hard rubber tread takes a pounding for long, reliable wear
 - Many designs offer rugged CRC rubber for added protection



FLOTATION 23° DEEP TREAD (WTP) LOGGER – HF-3

DEEP SKID DEPTH AND WIDE FOOTPRINT FOR MAXIMUM FLOTATION ON SOFT GROUND.

- 23° tread bars and 1.9" to 2.5" tread depth – an excellent combination of flotation and traction
- Fuel savings could be as high as 40% over a narrower tire, depending on type of service, terrain, machine and operator

Tubeless			New-Tire Dimensions (in.)			5 MPH
Tire Size	Ply Rating	Design Rim Width	Overall Width	Overall Dia.	Bar Height	Max. Load & Infl. (lbs. @ psi)
54x37.00-25	20	32.00	37.0	56.3	1.91	16900 @ 55
66x43.00-25	14	36.00	41.5	67.8	2.31	19400 @ 35
66x43.00-26	14	36.00	41.5	67.8	2.31	19000 @ 35
76x50.00B32	16	44.00	48.6	78.5	2.50	25400 @ 35



FLOTATION 23° DEEP TREAD (WTP) LOGGER – HF-4

AN EXTRA-DEEP SKID FOR MAXIMUM PULL AND TRACTION IN WET, SWAMPY AREAS.

- 23° tread for excellent traction
- 3.5" tread depth – provides access to previously inaccessible areas
- Special rubber compounds for resistance to cuts, snags and tears
- Steel-cord belts for impact and puncture resistance

Tubeless			New-Tire Dimensions (in.)			5 MPH
Tire Size	Ply Rating	Design Rim Width	Overall Width	Overall Dia.	Bar Height	Max. Load & Infl. (lbs. @ psi)
67X34.00-25	22	30.00	33.7	67.8	3.50	27000 @ 60
67x34.00-26	14	30.00	33.7	69.2	3.50	20900 @ 40



FLOTATION 23° EXTRA-DEEP TREAD LOGGER - HF-4

EXTRA-DEEP TREAD FOR MAXIMUM TRACTION.

- 1" deeper tread bars than Firestone HF-3 tires for maximum traction in the toughest conditions
- Impact from punctures, cuts and snags is reduced with a special wide arc that protects the sidewall and four steel-cord belts.
- 23° bar angle for good ground contact and excellent traction
- Four steel-cord belts and 14 PR construction for additional impact and puncture resistance

Tubeless			New Tire Dimensions (in.)			5 MPH
Tire Size	Ply Rating	Design Rim Width	Overall Width	Overall Dia.	Bar Height	Max. Load & Infl. (lbs. @ psi)
66x43.00-25	14	36.00	41.5	70.7	3.40	19400 @ 35
66X43.00-25	20	36.00	40.8	71.2	3.40	23400 @ 50
73x44.00-32	20	36.00	41.1	74.9	3.50	27600 @ 50

FORESTRY TIRES

Tires Listed by RIM DIAMETER

Tire Size	Ply	Description	Material Number	Page
54x37.00-25	20	Flotation 23° DT (WTP) Logger TLHF3	373-102	12
66x43.00-25	14	Flotation 23° DT (WTP) Logger TLHF3	354-392	12
66x43.00-25	14	Flotation 23° EDT Logger TLHF4	354-325	14
66x43.00-25	20	Flotation 23° EDT Logger TLHF4	006-281	14
67X34.00-25	22	Flotation 23° DT Logger TLHF4	006-276	13
18.4-26	10	Forestry Special CRC Severe Service (WTP) TLLS2	361-771	7
23.1-26	14	Forestry Special CRC Severe Service (WTP) TLLS2	361-801	7
23.1-26	20	Forestry Special CRC Severe Service (WTP) TLLS2	000-407	7
28L-26	14	Forestry Special CRC Severe Service (WTP) TLLS2	362-494	7
28L-26	16	Forestry Special CRC Severe Service TLLS2	362-511	7
28L-26	20	Forestry Special CRC Severe Service TLLS2	004-458	7
66x43.00-26	14	Flotation 23° DT (WTP) Logger TLHF3	354-422	12
67x34.00-26	14	Flotation 23° DT (WTP) Logger TLHF4	354-899	13
710/45B26.5	20	Forestry Environ. Lug (EL) TLHF1	371-623	10
24.5-32	20	Forestry Special CRC Severe Service (WTP) TLLS2	006-284	7
35.5LB32	24	Forestry Special CRC Severe Service (WTP) TLLS2	371-606	7
30.5L-32	26	Forestry Special CRC Severe Service (WTP) TLLS2	371-555	7
30.5L-32	32	Forestry Special CRC Severe Service (WTP) TLLS2	004-444	7
73X44.00-32	20	Flotation 23° DT (WTP) Logger TLHF3	006-279	14
76x50.00B32	16	Flotation 23° DT (WTP) Logger TLHF3	359-130	12
35.5LB32	30	Forestry Special CRC Severe Service (WTP) TLLS2	371-606	7
18.4-34	10	Forestry Special CRC Severe Service (WTP) TLLS2	361-887	7



FORESTRY TIRES

LIMITED WARRANTY

FOR FIRESTONE AGRICULTURAL LOGGING AND
OFF-THE-ROAD SERVICE TIRES

TIRES COVERED

This Limited Warranty covers original-tread Firestone brand logger service, wire tread ply tires if they are used in normal logging service. It does not cover tires marked "NO ADJ" or "NA" (non-adjustable), or tires not containing the Firestone serial number. Tires branded DT (damaged tire) are not adjustable for appearance.

LIMITED WARRANTY

FOR FIRESTONE BIAS PLY AGRICULTURAL TIRES

PERFORMANCE REMINDER

Overloading and incorrect air pressure are two of the greatest causes of premature tire removal. For the best performance possible, select properly designed, sized and ply-rated tires for your equipment, and operate the tires at the inflation pressure required to carry the working load. Detailed load and inflation tables are included in the Firestone Farm Tire Data Book or at FirestoneAg.com.

PROPER TIRE SIZES

Tire sizes and ratings are dictated by vehicle geometry, weight and power. Before changing tire sizes, be sure to check with the equipment manufacturer or dealer. Tire measurements and load-carrying capacities for all Firestone Forestry tires are shown in the Firestone Farm Tire Data Book or at FirestoneAg.com. These measurements are especially important when matching front and rear sizes.

A vertical photograph of a dense forest of tall, thin evergreen trees, likely spruce or fir. The trees are closely packed, and their dark green needles are visible against a lighter, slightly hazy sky. The lighting is soft, suggesting an overcast day. The text 'FARM HARD' and 'Firestone' is overlaid in the center of the image.

FARM HARD
Firestone



RADIAL

FARM HARD
Firestone

— THE THINGS —
ON YOUR FARM
— CAN ONLY MOVE —
**ONE DIRECTION:
FORWARD**

This is the one business where you can't celebrate after a win. You've got to keep moving, and every part of your operation has to move with you. That's why you have to be picky about what it is you're moving on. It has to have the same durability, flexibility and innovation that got you this far. It has to be a Firestone radial.

Every radial tire design is engineered to live longer. To withstand greater loads. To give precise traction that keeps you grounded without compacting your soil. And because they serve a wide range of fields, Firestone radial tires are made to help you do your best work — no matter where you work.

INTRODUCING

RADIAL TIRES



THE LEADER IN EVERY FIELD. INCLUDING YOURS.

Whatever job you need to get done, there's a Firestone radial tire made for the task. And each is designed to deliver a smoother ride, maintain a cleaner tread, and get the best possible performance out of your equipment.

From the inside out, every part of a Firestone radial represents the latest step in tire engineering. That includes Advanced Deflection Design, or AD₂,™ an innovation that gives your machine more traction and more load-carrying capacity for less fuel. But it's not technological advancements we care about most — it's saving you time. It's saving you money. It's keeping your operation rolling.

BETTER ENGINEERING

LONGER FOOTPRINT - Radial tires have a longer footprint, for better ground contact than bias tires.

BETTER FUEL ECONOMY - Many farmers find their fuel consumption reduced by as much as 10%.

SAVES TIME - Better traction allows radials to cover an acre in as much as 14% less time.

BELTS

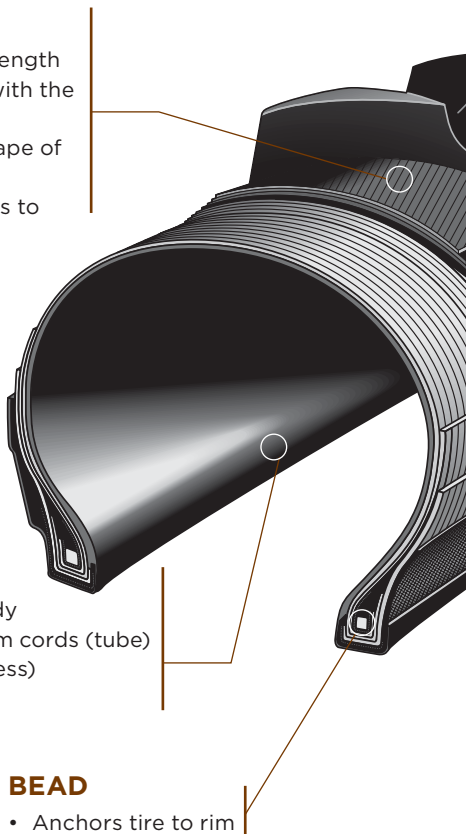
- Determine the strength of the tire along with the cord body
- Determine the shape of the footprint
- Cords run at a bias to stabilize the tread

INNER LINER

- Protects cord body
- Insulates tube from cords (tube)
- Retains air (tubeless)

BEAD

- Anchors tire to rim



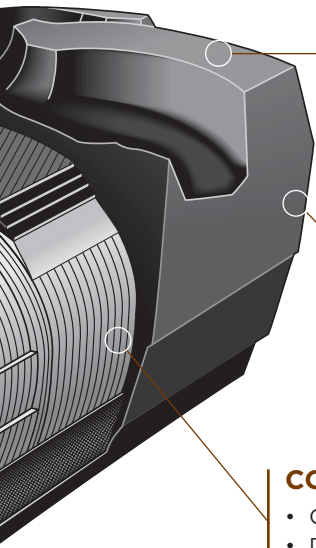
MEANS BETTER TIRES.

LESS SLIP - Radials slip less. As much as 14% less than bias tires.

MORE TRACTION - Radials produce 6% to 14% better traction.

LESS COMPACTION - Radials are superior for running at lower inflation pressures.

RADIAL TIRE CONSTRUCTION



TREAD RUBBER

- Resists wear
- Provides traction
- Protects cord body

SIDEWALL RUBBER

- Protects cord body
- Maximizes flex life

CORD BODY

- Cords run radially from bead to bead
- Determines the strength of the tire along with the belts
- Allows body plies to flex for optimum footprint



TECHNOLOGY THAT CARRIES THE LOAD.

Firestone Advanced Deflection Design (AD2™) technology represents a significant advancement in performance compared to our standard radial tractor tires.

Tires with AD2 technology are engineered to carry the same load at a lower pressure — or as much as 20% (IF) to 40% (VF) more load at the same pressure. It means more traction, less time in the field, greater fuel savings, more load-carrying capacity and less compaction.*

It's the first American-made tire to achieve the IF designation.

* Compared to equivalent-sized standard radial tires.



RADIAL DEEP TREAD 23° - R-1W

Tubeless				New Tire Dimensions (in.)			Max. Load & Infl. (lbs. @ psi)
Tire Size	Load Index	Speed Symbol Rating	Design Rim Width	Overall Width	Overall Dia.	Bar Height	
IF1250/50R32CFO	188	B	44.00	50.6	82.5	2.31	22000 @ 23
IF1250/50R32CFO	201	B	44.00	50.6	82.5	2.31	32000 @ 46
IF800/70R38	179	B	27.00	31.7	80.2	2.31	17100 @ 23
IF800/70R38CFO	187	B	27.00	33.0	81.1	2.31	21500 @ 41
IF520/85R42CFO	169	B	18.00	22.4	76.3	2.16	12800 @ 35
IF580/85R42CFO	178	B	20.00	23.9	80.9	2.25	16500 @ 41
VF580/85R42CFO	183	B	20.00	23.9	80.9	2.25	19300 @ 41
IF850/75R42CFO	186	B	30.00	34.2	91.7	2.44	20900 @ 23
IF480/80R46	164	B	16.00	19.5	77.5	1.97	11000 @ 35
IF520/85R46	165	B	18.00	20.9	80.8	2.16	11400 @ 23
VF480/80R46	169	B	16.00	19.5	77.5	1.56	12800@35
VF520/85R46	170	B	18.00	21.5	79.9	2.16	13200@23
IF480/80R50	166	B	15.00	19.1	80.6	1.97	11700 @ 35
VF480/80R50	171	B	16.00	19.6	80.6	1.96	13600 @ 35
IF480/95R50	165	B	15.00	19.9	85.9	2.03	11400 @ 23
VF480/95R50	170	B	16.00	20.1	85.5	2.05	13200 @ 23

RADIAL ALL TRACTION DT - R-1W

Tubeless				New Tire Dimensions (in.)			Max. Load & Infl. (lbs. @ psi)
Tire Size	Load Index	Speed Symbol Rating	Design Rim Width	Overall Width	Overall Dia.	Bar Height	
VF620/75R26	172	B	20.00	24.5	62.1	2.06	13900 @ 35
VF750/65R26	177	B	25.00	30.3	64.0	2.09	16100 @ 35
VF600/70R28CFO	173	B	21.00	24.4	60.9	2.03	14300 @ 41
IF420/90R30	151	B	14.00	17.8	59.0	1.94	7600 @ 29
IF600/70R30	159	B	20.00	24.4	62.6	2.00	9650 @ 29
IF620/75R30	164	D	21.00	24.6	66.6	2.09	11000 @ 23
IF900/75R32CFO	178	B	30.00	36.6	84.5	2.56	16500 @ 17
IF380/85R34	149	B	13.00	15.7	59.9	1.91	7150 @ 35
IF420/85R34	152	B	14.00	16.3	62.4	1.84	7850 @ 29
IF580/80R34	172	B	20.00	23.5	70.0	2.28	13900 @ 41
VF620/75R26CFO	172	B	20.00	24.5	62.1	2.09	13900@35
VF420/85R34	157	B	14.00	17.1	62.0	1.84	9100@23
VF380/80R38	154	B	12.00	15.2	62.2	1.78	8250@35
VF420/85R38	159	B	14.00	17.2	66.0	1.83	9650@29
IF380/85R34	149	B	13.00	15.7	59.9	1.91	7150 @ 35
IF380/80R38	149	B	12.00	15.3	62.8	1.78	6950 @ 35
VF380/95R38	154	B	13.00	15.1	66.4	1.75	8250 @ 23
IF420/85R38	153	B	14.00	16.7	66.1	1.84	8050 @ 29
IF710/70R38	178	B	25.00	29.6	76.2	2.31	16500 @ 35
IF710/70R42CFO	179	B	25.00	29.4	80.2	2.31	17100 @ 35
IF710/75R42	181	B	25.00	30.5	84.4	2.41	18200 @ 35

RADIAL ALL TRACTION 23° - R-1

Tubeless				New-Tire Dimensions (in.)			Max. Load & Infl. (lbs. @ psi)
Tire Size	Load Index	Speed Symbol Rating	Design Rim Width	Overall Width	Overall Dia.	Bar Height	
IF900/60R32CFO	182	B	30.00	36.8	74.6	1.91	18700 @ 35
IF900/60R32CFO	188	B	30.00	37.0	75.6	1.91	22000 @ 46
IF520/85R34	168	B	18.00	21.3	69.0	1.63	12300 @ 41
IF520/85R42CFO	169	B	18.00	22.0	76.5	1.63	12800 @ 35
IF420/80R46	167	B	13.00	15.8	72.3	1.53	12000 @ 58

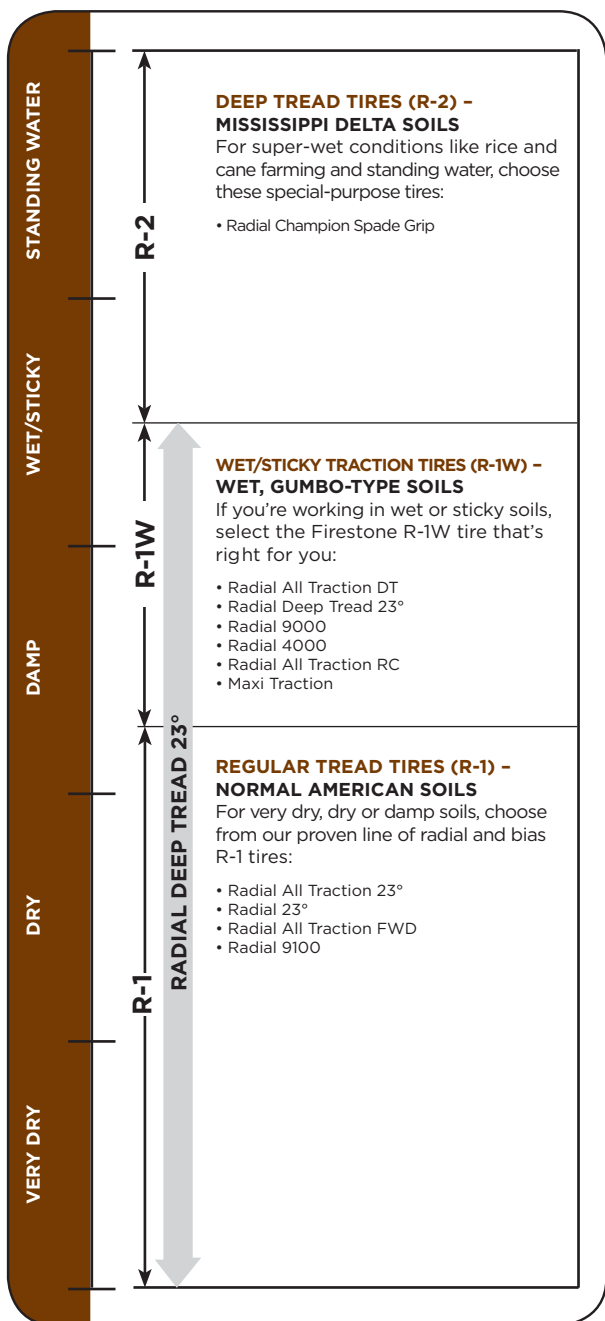
RADIAL CHAMPION SPADE GRIP - R-2

Tubeless				New-Tire Dimensions (in.)			Max. Load & Infl. (lbs. @ psi)
Tire Size	Load Index	Speed Symbol Rating	Design Rim Width	Overall Width	Overall Dia.	Bar Height	
IF520/85R42CFO	169	B	18.00	22.5	77.4	3.27	12800 @ 35

RADIAL ALL NON-SKID (ANS) - R-3

Tubeless				New-Tire Dimensions (in.)			Max. Load & Infl. (lbs. @ psi)
Tire Size	Load Index	Speed Symbol Rating	Design Rim Width	Overall Width	Overall Dia.	Bar Height	
IF800/60R32CFO	181	B	27.00	33.1	69.6	1.16	18200 @ 46
IF900/65R32CFO	191	B	31.00	36.8	77.0	1.22	24000 @ 46

FIRESTONE TIRES ARE DESIGNED TO PERFORM IN ANY SOIL TYPE.





DISCOVER

— THE —

FIRESTONE 23°

ADVANTAGE

Entire 23° tread bar achieves ground contact for more traction.

The Firestone 23° bar design captures more torque from today's higher-horsepower tractors.



23° TREAD DESIGN

More tread bars in footprint. More traction.



45° TREAD DESIGN

Fewer tread bars in footprint. Less bite.

COMPARE THESE TIRE FOOTPRINTS.

The Firestone 23° tire footprint features more working tread bars than the 45° tread for more pull. More working bars also deliver a smooth ride and extend tire life.



RADIAL DEEP TREAD 23° - R-1W

A DEEPER BITE. A LONGER LIFE.

Farmers know the benefits of the exclusive Firestone 23° bar angle that lets the entire tread bar achieve maximum soil penetration and traction while delivering optimum fuel economy. And the 23° tread design inherently reduces slippage. Look to the Firestone brand to increase your degree of success.

- Proven 23° bar angle delivers ultimate traction in North American soil types
- Designed with R-1W tread depth that's approximately 25% deeper in the center compared with the standard R-1 tread, offering traction in a variety of soil conditions
- Designed for high-horsepower tractors and built to last with reinforced lug design

Tubeless				New-Tire Dimensions (in.)			
Tire Size	Load Index	Speed Symbol Rating	Design Rim Width	Overall Width	Overall Dia.	Bar Height	Max. Load & Infl. (lbs. @ psi)
IF1250/50R32CFO	188	B	44.00	50.6	82.5	2.31	22000 @ 23
IF1250/50R32CFO	201	B	44.00	50.6	82.5	2.31	32000 @ 46
520/85R38 20.8R38	155	B	16.00	21.0	72.7	2.16	8550 @ 23
650/85R38	173	B	23.00	27.6	79.9	2.19	14300 @ 35
650/85R38	173	D	23.00	27.6	79.9	2.19	14300 @ 35
480/80R42 18.4R42	151	B	16.00	19.2	73.2	1.97	7600 @ 23
480/80R42 18.4R42	154	B	16.00	19.2	73.2	1.97	8250 @ 29
520/85R42	165	B	18.00	21.8	76.30	2.16	11400 @ 41
VF520/85R42CFO	177	B	18.00	20.9	76.1	2.15	7300 @ 35
580/85R42	166	B	18.00	22.7	80.9	2.22	11700 @ 29
IF580/85R42CFO	178	B	20.00	23.9	80.9	2.25	16500 @ 41
VF580/85R42CFO	183	B	20.00	23.9	80.9	2.25	19300 @ 41
IF850/75R42CFO	186	B	30.00	34.2	91.7	2.44	20900 @ 23
480/80R46 18.4R46	158	B	16.00	18.9	76.8	1.95	9350 @ 35
VF480/80R46	169	B	16.00	19.5	77.5	1.56	12800 @ 35
520/85R46	158	B	16.00	20.9	80.8	2.00	9350 @ 23
VF520/85R46	170	B	18.00	21.5	79.9	2.16	13200 @ 23
480/80R50	159	B	15.00	19.0	80.8	1.97	9650 @ 35
IF480/80R50	166	B	15.00	19.1	80.6	1.97	11700 @ 35
VF480/80R50	171	B	16.00	19.6	80.6	1.96	13600 @ 35
IF480/95R50	165	B	15.00	18.3	85.8	2.28	11400 @ 23
VF480/95R50	170	B	15.00	20.1	85.8	2.28	13200 @ 23



RADIAL ALL TRACTION DT - R-1W

FOR BROAD-LAND AND ROW-CROP WORK, THERE IS NO EQUAL.

- Up to 54-inch rim diameter – allows for high row-crop clearance
- Wide metric sizes available for minimal soil compaction
- Traction in a variety of soil conditions
- Bead-and-rim protector keeps out debris and reduces downtime

Tubeless				New-Tire Dimensions (in.)			
Tire Size	Load Index	Speed Symbol Rating	Design Rim Width	Overall Width	Overall Dia.	Bar Height	Max. Load & Infl. (lbs. @ psi)
VF620/75R26CFO	172	B	20.00	24.5	62.1	2.09	13900 @ 35
750/65R26	169	B	25.00	30.1	64.1	2.09	12800 @ 41
VF750/65R26	177	B	25.00	30.3	64.0	2.09	16100 @ 35

Tubeless				New-Tire Dimensions (in.)			
Tire Size	Load Index	Speed Symbol Rating	Design Rim Width	Overall Width	Overall Dia.	Bar Height	Max. Load & Infl. (lbs. @ psi)
600/65R28	154	B	18.00	23.0	58.7	2.03	8250 @ 35
600/70R28	164	B	18.00	23.8	60.7	2.03	11000 @ 46
VF600/70R28CFO	173	B	21.00	24.4	60.9	2.03	14300 @ 41
380/85R30 14.9R30	135	B	13.00	15.5	55.8	1.91	4800 @ 23
IF420/90R30	151	B	14.00	17.8	59.0	1.94	7600 @ 29
600/70R30	152	B	20.00	24.0	62.8	2.03	7850 @ 23
600/70R30	162	B	20.00	24.0	62.9	2.03	10500 @ 41
IF600/70R30	159	B	20.00	24.2	62.11	2.00	9650 @ 29
650/75R32	172	B	21.00	25.6	70.5	2.19	13900 @ 46
650/75R32	172	D	21.00	26.0	70.2	2.19	13900 @ 46
800/65R32	172	D	25.00	32.6	72.1	2.31	13900 @ 35
IF900/75R32CFO	178	B	30.00	36.6	84.5	2.56	16500 @ 17
380/85R34 14.9R34	137	B	13.00	15.5	59.8	1.91	5080 @ 23
IF380/85R34	149	B	13.00	15.7	59.9	1.91	7150 @ 35
420/85R34	147	B	13.00	16.5	62.6	1.84	6800 @ 35
IF420/85R34	152	B	14.00	16.3	62.4	1.84	7850 @ 29
VF420/85R34	157	B	14.00	17.1	62.0	1.84	9100 @ 23
IF580/80R34	172	B	20.00	23.5	70.0	2.28	13900 @ 41
380/80R38	142	B	12.00	15.3	62.8	1.78	5840 @ 35
IF380/80R38	149	B	12.00	15.3	62.8	1.78	6950 @ 35
VF380/80R38	154	B	12.00	15.2	62.2	1.78	8250 @ 35
VF380/95R38	154	B	13.00	15.1	66.4	1.75	8250 @ 23
IF420/85R38	153	B	14.00	16.7	66.1	1.84	8050 @ 29
VF420/85R38	159	B	14.00	17.2	66	1.83	9650 @ 29
710/70R38	166	B	23.00	28.3	77.0	2.31	11700 @ 23
IF710/70R38	178	B	25.00	29.6	76.2	2.31	16500 @ 35
620/70R42	160	B	20.00	24.6	76.2	2.06	9900 @ 23
620/70R42	166	B	20.00	24.6	76.2	2.06	11700 @ 35
IF710/75R42	181	B	25.00	30.5	84.4	2.41	18200 @ 35
320/90R54 12.4R54	149	B	10.00	12.4	76.7	1.75	7150 @ 46



RADIAL 9000 - R-1W

TRACTION IS THE NAME OF THE GAME.

- A vibration-resistant lug design contributes to a smooth ride and improved wear
- Designed with R-1W tread depth that's approximately 25% deeper in the center compared with standard R-1 tread, offering traction in a variety of soil conditions

Tubeless				New-Tire Dimensions (in.)			Max. Load & Infl. (lbs. @ psi)
Tire Size	Load Index	Speed Symbol Rating	Design Rim Width	Overall Width	Overall Dia.	Bar Height	
480/65R24	140	B	15.00	18.7	49.6	1.59	5520 @ 35
540/65R30	150	B	16.00	20.4	58.7	1.69	7400 @ 35
320/85R34	133	B	10.00	12.4	55.4	1.59	4540 @ 35
480/70R34	155	B	15.00	18.8	62.2	1.88	8550 @ 46
320/85R38	143	B	10.00	12.5	59.7	1.59	6000 @ 52
600/65R38	165	B	18.00	23.3	70.2	1.14	11400 @ 46
650/65R38	166	D	20.00	25.9	72.8	1.97	11700 @ 41
320/90R42	139	B	10.00	12.4	65.2	1.63	5360 @ 35
900/50R42	168	B	28.00	34.4	77.0	2.44	12300 @ 23
320/90R46	148	B	10.00	12.4	69.1	1.69	6950 @ 52
380/90R46	152	B	12.00	15.1	72.9	1.78	7850 @ 41
380/90R46	159	B	13.00	15.5	72.8	1.78	9650 @ 58
230/95R48	134	B	7.00	9.0	65.2	1.53	4680 @ 52
320/90R50	148	B	10.00	12.4	73.1	1.69	6950 @ 46
380/90R50	151	B	12.00	14.9	76.8	1.78	7600 @ 35
380/90R54	152	B	12.00	15.0	80.8	1.78	7850 @ 35



RADIAL ALL TRACTION 23° - R-1

OUR MOST POPULAR RADIAL.

- Proven Firestone 23° bar angle provides ultimate traction in North American soils
- Open-center tread cleans better, allowing superior traction
- Dual rubber compounds for extended wear
- More lugs for less vibration and a smooth ride

Tubeless				New-Tire Dimensions (in.)			
Tire Size	Load Index	Speed Symbol Rating	Design Rim Width	Overall Width	Overall Dia.	Bar Height	Max. Load & Infl. (lbs. @ psi)
23.1R26	166	B	20.00	24.0	63.3	1.66	11700 @ 46
24.5R32	154	B	21.00	24.5	71.0	1.66	8250 @ 18
30.5LR32	170	B	27.00	30.5	71.6	1.72	13200 @ 30
900/60R32	176	B	27.00	34.3	75.4	1.91	15700 @ 35
480/80R38 18.4R38	149	B	16.00	18.8	69.1	1.56	7150 @ 23
520/85R38 20.8R38	155	B	18.00	21.2	72.2	1.63	8550 @ 23
480/80R42 18.4R42	151	B	16.00	18.8	73.0	1.56	7600 @ 23
480/80R42 18.4R42	154	B	16.00	18.8	73.0	1.56	8250 @ 29
520/85R42 20.8R42	157	B	18.00	21.2	76.2	1.63	9100 @ 23
14.9R46	145	B	13.00	15.0	71.8	1.47	6400 @ 36
420/80R46	151	B	13.00	16.3	73.2	1.53	7600 @ 35
IF420/80R46	167	B	13.00	15.8	72.3	1.53	12000 @ 58
480/80R46 18.4R46	158	B	16.00	18.7	77.1	1.56	9350 @ 35

'L' in tire size designates low-profile tire.



RADIAL ALL TRACTION FWD - R-1

THE FIRST AMERICAN RADIAL EXCLUSIVELY FOR MFWD TRACTORS.

- Multi-angle bar design features:
 - Lower angle at shoulder for better traction and more drawbar pull
 - Higher angle at nose for longer wear during transport
- Exclusive tread design offers smooth ride, smooth pull and less vibration
- Preferred tire for original equipment manufacturers

Tubeless				New-Tire Dimensions (in.)			
Tire Size	Load Index	Speed Symbol Rating	Design Rim Width	Overall Width	Overall Dia.	Bar Height	Max. Load & Infl. (lbs. @ psi)
16.9R24	134	B	15.00	17.3	52.5	1.53	4680 @ 24
380/85R26	132	B	12.00	15.2	51.8	1.48	4400 @ 23
18.4R26	140	B	16.00	18.8	57.1	1.56	5520 @ 24
340/85R28 13.6R28	127	B	12.00	13.9	51.6	1.44	3860 @ 23
380/85R28 14.9R28	133	B	13.00	15.3	53.8	1.47	4540 @ 23
420/85R28 16.9R28	139	B	15.00	17.3	56.5	1.53	5360 @ 23
380/85R30 14.9R30	135	B	13.00	15.3	55.8	1.47	4800 @ 23
420/90R30 16.9R30	142	B	15.00	17.3	58.5	1.53	5840 @ 23
380/85R34 14.9R34	137	B	13.00	15.4	59.8	1.47	5080 @ 23
380/85R34 14.9R34	145	B	13.00	15.4	59.8	1.47	6400 @ 41



RADIAL CHAMPION SPADE GRIP - R-2

THIS TIRE GETS TOUGH WHEN THE GOING GETS MUDDY.

- 45° extra-deep tread for extra traction in wet-to-muddy soil
- Curved tread bars keep tread clean
- Tread and sidewall rubber compounds help resist weather cracking and ozone degradation
- R-2 deep-bar design is a proven performer

Tubeless				New-Tire Dimensions (in.)			
Tire Size	Load Index	Speed Symbol Rating	Design Rim Width	Overall Width	Overall Dia.	Bar Height	Max. Load & Infl. (lbs. @ psi)
16.9R28	136	A8	15.00	17.1	58.2	2.94	4940 @ 24
900/65R32	178	A8	30.00	35.7	80.3	123	16500 @ 35
480/70R34	146	A8	15.00	18.5	62.0	3.03	6600 @ 29
20.8R38	153	A8	18.00	21.0	73.2	3.28	8050 @ 24
IF380/80R38	149	B	12.00	14.8	63.1	2.90	7150 @ 35
520/85R42 20.8R42	157	B	18.00	20.8	78.3	3.28	9100 @ 23
IF520/85R42 CFO	169	B	18.00	22.5	77.4	105	12800 @ 35
320/90R46 12.4R46	148	B	10.00	12.4	69.2	2.56	6950 @ 52
520/85R46	158	A8	16.00	20.3	82.9	3.31	9350 @ 23
480/80R50	159	B	15.00	18.5	81.2	3.15	9650 @ 35



RADIAL 23° - R-1

A VALUE-PRICED RADIAL WITH PREMIUM FEATURES.

- High-angle stabilizer belts allow for maximum traction
- Proven 23° bar angle for optimum traction and wear
- Open-center tread cleans better, allowing better traction
- Large footprint for optimum traction, reduced compaction, smooth ride and even wear

Tubeless				New-Tire Dimensions (in.)			Max. Load & Infl. (lbs. @ psi)
Tire Size	Load Index	Speed Symbol Rating	Design Rim Width	Overall Width	Overall Dia.	Bar Height	
20.8R38	153	B	18.00	21.2	72.2	1.56	8050 @ 24
20.8R42	155	B	18.00	21.2	76.2	1.56	8550 @ 24



RADIAL 4000 - R-1W

DESIGNED FOR VINEYARD AND ORCHARD SERVICE.

- Reinforced sidewall and bead construction provide excellent lateral stability
- Optimized lug design and new tread compound technology offer uniform tread wear
- Flat tread contour provides larger footprint for less soil compaction and rutting

Tubeless				New-Tire Dimensions (in.)			Max. Load & Infl. (lbs. @ psi)
Tire Size	Load Index	Speed Symbol Rating	Design Rim Width	Overall Width	Overall Dia.	Bar Height	
280/70R18	114	B	9.00	10.8	33.7	1.19	2600 @ 35
360/70R20	129	A8	11.00	14.1	41.85	1.50	4080 @ 35



RADIAL 9100 - R-1

DESIGNED FOR SPRAYER APPLICATIONS.

- Designed specifically for high-load sprayer applications
- Tread bar wider than regular R-1 tires for better wear and resistance to irregular wear
- R-1 tread depth for optimum traction performance in most conditions

Tubeless				New-Tire Dimensions (in.)			Max. Load & Infl. (lbs. @ psi)
Tire Size	Load Index	Speed Symbol Rating	Design Rim Width	Overall Width	Overall Dia.	Bar Height	
380/105R50	168	B	12.00	16.4	80.8	1.53	12300 @ 64



RADIAL ALL TRACTION RC - R-1W

EASIER ON YOUR SOIL. AND YOUR FUEL.

- Designed specifically for high-clearance and high-volume sprayers
- Offers a curved bar design to contribute to a smoother ride
- IF- and VF-designated tires feature AD²™ technology, which helps farmers carry heavier loads at the same pressure as standard tires, or the same loads at reduced inflation pressure. This leads to reduced fuel use and reduced soil compaction

Tubeless				New-Tire Dimensions (in.)			Max. Load & Infl. (lbs. @ psi)
Tire Size	Load Index	Speed Symbol Rating	Design Rim Width	Overall Width	Overall Dia.	Bar Height	
IF380/90R46	168	D	13.00	15.00	72.7	1.84	12300 @ 64
VF380/90R46	173	D	13.00	15.00	72.7	1.84	14300 @ 64
IF380/105R50	177	D	13.00	15.9	80.7	1.84	16100 @ 70
VF380/105R50	179	D	13.00	16.2	80.7	1.84	17100 @ 64

RADIAL TIRES

LISTED BY RIM DIAMETER

Tire Size	Load Index	Description	Material Number	Page
280/70R18	114B	Radial 4000 R-1W	365-027	27
14.9R24	131B	Radial All Traction DT R-1W	362-715	16
16.9R24	134B	Radial All Traction FWD R-1	340-405	23
380/85R24	131B	Radial All Traction DT R-1W	362-715	16
480/65R24	140B	Radial 9000 R-1W	365-673	19
18.4R26	140B	Radial All Traction FWD R-1	340-421	23
23.1R26	166B	Radial All Traction 23° R-1	379-375	21
380/85R26	132B	Radial All Traction FWD R-1	008-852	23
VF620/75R26 CFO	172	Radial All Traction DT	008-684	9
750/65R26	169B	Radial All Traction DT R-1W	000-906	16
VF750/65R26	177B	Radial All Traction DT R-1W	000-556	16
13.6R28	127B	Radial All Traction FWD R-1	362-545	23
14.9R28	133B	Radial All Traction FWD R-1	362-562	23
16.9R28	136A8	Radial Champion Spade Grip R-2	352-527	25
16.9R28	139B	Radial All Traction FWD R-1	362-579	23
340/85R28	127B	Radial All Traction FWD R-1	362-545	23
380/85R28	133B	Radial All Traction FWD R-1	362-562	23
420/85R28	139B	Radial All Traction FWD R-1	362-579	23
600/65R28	154B	Radial All Traction DT R-1W	371-266	17
600/70R28	164B	Radial All Traction DT R-1W	000-907	17
VF600/70R28 CFO	173B	Radial All Traction DT R-1W	004-927	9
14.9R30	135B	Radial All Traction FWD R-1	362-596	23
14.9R30	135B	Radial All Traction DT R-1W	364-551	17
16.9R30	142B	Radial All Traction FWD R-1	362-613	23
16.9R30	145B	Radial All Traction DT R-1W	364-602	17
380/85R30	135B	Radial All Traction FWD R-1	362-596	23
380/85R30	135B	Radial All Traction DT R-1W	364-551	17
420/90R30	142B	Radial All Traction FWD R-1	362-613	23
IF420/90R30	151B	Radial All Traction DT R-1W	004-450	17
540/65R30	150B	Radial 9000 R-1W	363-055	19
600/70R30	152B	Radial All Traction DT R-1W	360-163	17
600/70R30	162B	Radial All Traction DT R-1W	362-307	17
IF600/70R30	159B	Radial All Traction DT R-1W	375-703	9
24.5R32	154B	Radial All Traction 23° R-1	352-926	21
30.5LR32	170B	Radial All Traction 23° R-1	356-204	21
650/75R32	172B	Radial All Traction DT R-1W	361-925	17
650/75R32	172D	Radial All Traction DT R-1W	382-486	17
800/65R32	172D	Radial All Traction DT R-1W	382-469	17

RADIAL TIRES

LISTED BY RIM DIAMETER

Tire Size	Load Index	Description	Material Number	Page
IF800/60R32 CFO	181B	Radial All Non-Skid R-3	000-911	10
900/60R32	176B	Radial All Traction 23° R-1	362-800	21
900/65R32	178A8	Radial Champion Spade Grip R-2	375-992	25
IF900/65R32 CFO	191B	Radial All Non-Skid R-3	000-419	10
900/75R32	184B	Radial All Traction DT R-1W	375-958	17
IF900/75R32 CFO	178B	Radial All Traction DT R-1W	004-459	17
900/65R32	178A8	Radial Champion Spade Grip R-2	375-992	25
IF1250/50R32 CFO	188B	Radial Deep Tread 23° R-1W	004-453	9
IF1250/50R32 CFO	201B	Radial Deep Tread 23° R-1W	380-446	9
14.9R34	137B	Radial All Traction FWD R-1	362-630	23
14.9R34	137B	Radial All Traction DT R-1W	364-585	17
14.9R34	145A8	Radial All Traction FWD R-1	379-290	23
320/85R34	133B	Radial 9000 R-1W	359-238	19
380/85R34	137B	Radial All Traction FWD R-1	362-630	23
380/85R34	137B	Radial All Traction DT R-1W	364-585	17
380/85R34	145A8	Radial All Traction FWD R-1	379-290	23
IF380/85R34	149B	Radial All Traction DT R-1W	004-449	9
420/85R34	147B	Radial All Traction DT R-1W	360-155	17
IF420/85R34	152B	Radial All Traction DT R-1W	374-513	9
VF420/85R34	157B	Radial All Traction DT R-1W	008-686	9
480/70R34	146A8	Radial Champion Spade Grip R-2	369-668	25
480/70R34	155B	Radial 9000 R-1W	003-779	19
IF580/80R34	172B	Radial All Traction DT R-1W	381-585	9
18.4R38	149B	Radial All Traction 23° R-1	362-341	21
18.4R38	149B	Radial Deep Tread 23° R-1W	362-749	15
20.8R38	153A8	Radial Champion Spade Grip R-2	353-167	25
20.8R38	153B	Radial 23° R-1	362-204	26
20.8R38	155B	Radial All Traction 23° R-1	362-375	21
20.8R38	155B	Radial Deep Tread 23° R-1W	362-766	15
320/85R38	143B	Radial 9000 R-1W	359-092	19
380/80R38	142B	Radial All Traction DT R-1W	360-171	17
IF380/80R38	149B	Radial All Traction DT R-1W	378-627	17
IF380/80R38	149B	Radial Champion Spade Grip R-2	006-364	25
VF380/80R38	154B	Radial All Traction DT R-1W	008-685	17
VF380/95R38	154B	Radial All Traction DT RIW	000-908	17
IF420/85R38	153B	Radial All Traction DT R-1W	378-882	15

RADIAL TIRES

LISTED BY RIM DIAMETER

Tire Size	Load Index	Description	Material Number	Page
VF420/85R38	159B	Radial All Traction DT R-1W	008-857	9
480/80R38	149B	Radial All Traction 23° R-1	362-341	21
520/85R38	155B	Radial All Traction 23° R-1	362-375	21
520/85R38	155B	Radial Deep Tread 23° R-1W	362-766	15
600/65R38	165B	Radial 9000 R-1W	361-933	19
650/65R38	166D	Radial 9000 R-1W	000-403	19
650/85R38	173B	Radial Deep Tread 23° R-1W	362-987	15
650/85R38	173D	Radial Deep Tread 23° R-1W	000-922	15
710/70R38	166B	Radial All Traction DT R-1W	355-542	17
IF710/70R38	178B	Radial All Traction DT R-1W	378-219	17
18.4R42	151B	Radial All Traction 23° R-1	362-324	21
18.4R42	151B	Radial Deep Tread 23° R-1W	362-409	15
18.4R42	154B	Radial All Traction 23° R-1	364-092	21
18.4R42	154B	Radial Deep Tread 23° R-1W	364-058	15
20.8R42	157B	Radial All Traction 23° R-1	362-358	21
20.8R42	157B	Radial Champion Spade Grip R-2	371-198	25
320/90R42	139B	Radial 9000 R-1W	359-106	19
480/80R42	151B	Radial All Traction 23° R-1	362-324	21
480/80R42	151B	Radial Deep Tread 23° R-1W	362-409	15
480/80R42	154B	Radial All Traction 23° R-1	364-092	21
480/80R42	154B	Radial Deep Tread 23° R-1W	364-058	15
520/85R42	157B	Radial Champion Spade Grip R-2	371-198	25
IF520/85R42 CFO	169B	Radial Champion Spade Grip R-2	003-170	25
520/85R42	157B	Radial All Traction 23° R-1	362-358	21
520/85R42	165B	Radial Deep Tread 23° R-1W	381-823	15
580/85R42	166B	Radial Deep Tread 23° R-1W	382-452	15
IF580/85R42 CFO	178B	Radial Deep Tread 23° R-1W	003-148	15
VF580/85R42 CFO	183B	Radial Deep Tread 23° R-1W	007-123	15
620/70R42	160B	Radial All Traction DT R-1W	356-271	17
620/70R42	166B	Radial All Traction DT R-1W	374-479	17
710/70R42	168B	Radial All Traction DT R-1W	003-780	17
IF850/75R42 CFO	186B	Radial Deep Tread 23° R-1W	004-469	15
IF710/75R42	181B	Radial All Traction DT R-1W	378-542	9
900/50R42	168B	Radial 9000 R-1W	359-394	19
12.4R46	148B	Radial Champion Spade Grip R-2	363-004	25
14.9R46	145B	Radial All Traction 23° R-1	343-323	21
18.4R46	158B	Radial All Traction 23° R-1	362-273	21
320/90R46	148A8	Radial Champion Spade Grip R-2	363-004	25

RADIAL TIRES

LISTED BY RIM DIAMETER

Tire Size	Load Index	Description	Material Number	Page
320/90R46	148B	Radial 9000 R-1W	357-774	19
380/90R46	152B	Radial 9000 R-1W	359-939	19
380/90R46	159B	Radial 9000 R-1W	007-435	19
IF380/90R46	168D	Radial All Traction RC R-1W	000-629	29
VF380/90R46	173D	Radial All Traction RC R-1W	380-412	29
420/80R46	151B	Radial All Traction 23° R-1	352-829	21
IF420/80R46	167B	Radial All Traction 23° R-1	000-558	10
480/80R46	158B	Radial All Traction 23° R-1	362-273	21
VF480/80R46	169B	Radial Deep Tread 23° R-1W	009-134	9
520/85R46	158A8	Radial Deep Tread 23° R-1W	003-781	15
520/85R46	158B	Radial Deep Tread 23° R-1W	362-851	15
VF520/85R46	170B	Radial Deep Tread 23° R-1W	008-680	9
520/85R46	158A8	Radial Champion Spade Grip R-2	369-651	25
320/90R50	148B	Radial 9000 R-1W	358-118	19
380/90R50	151B	Radial 9000 R-1W	362-050	19
380/105R50	168B	Radial 9100 R-1	362-919	28
IF380/105R50	177D	Radial All Traction RC R-1W	000-905	29
VF380/105R50	179D	Radial All Traction RC R-1W	380-429	29
480/80R50	159B	Radial Deep Tread 23° R-1W	360-090	15
480/80R50	159B	Radial Champion Spade Grip R-2	006-363	25
IF480/80R50	166B	Radial Deep Tread 23° R-1W	374-496	15
VF480/80R50	171B	Radial Deep Tread 23° R-1W	007-493	9
IF480/95R50	165B	Radial Deep Tread 23° R-1W	375-635	9
VF480/95R50	170B	Radial Deep Tread 23° R-1W	007-494	9
12.4R54	149B	Radial All Traction DT R-1W	358-339	17
320/90R54	149B	Radial All Traction DT R-1W	358-339	17
380/90R54	152B	Radial 9000 R-1W	362-069	19

For a complete list of radial tires that FSAG offers, please visit our website, FIRESTONEAG.COM, or refer to our data book.

For Destination Farm and Destination Turf tires, please refer to the **FRONTS AND IMPLEMENTS BROCHURE**.

For Performer EVO tires, please refer to the **PERFORMER EVO BROCHURE**.

TIRES COVERED

This Limited Warranty covers all original-tread Firestone brand radial agricultural tires, including “Destination Farm” and “Destination Turf™” tires, but excluding “Performer EVO” tires, purchased or manufactured after June 1, 2018 (except tires made for or used in pulling contests), if they are used in normal agricultural service. It does not cover tires marked “NO ADJ” or “NA” (non-adjustable), or tires not containing the Firestone serial number. Tires branded DT (damaged tire) are not adjustable for appearance. Tires are adjustable for ride-related conditions only during the first six months of service and up to 1/32nd of an inch of tread wear.

WHAT IS WARRANTIED

If, before wearing down to 2/32nds of an inch of tread or bar depth remaining, any tire covered by this Limited Warranty becomes unusable for any reason within the manufacturer’s control, such tire will be replaced with an equivalent new Firestone tire on the basis set forth in the section titled “Limited Warranty Period and Pro Rata Percentages” on the following page. Some examples of causes or conditions normally beyond the manufacturer’s control are:

1. Field or road hazards or stubble damage (e.g., cut, snag, puncture, stubble damage, impact break, tear or chunk in tread, bar or shoulder);
2. Apparent overload or improper inflation pressure or abuse;
3. Wheel misalignment, rim slip, tire/wheel assembly imbalance, mismatching of adjacent tires, or other vehicle conditions, defects or characteristics;

4. Conditions caused by land-leveling or earthmoving operations;
5. Improper repair or improper insertion of sealant, balancing or filler materials;
6. Intentional alteration of either the appearance or the physical characteristics of the tire;
7. Mounting damage or conditions caused by aging or improper storage; and
8. Failure to observe any of the "Owner-User's Obligations" items listed elsewhere in this publication.

This Limited Warranty is in addition to, and/or may be limited by, any other applicable written warranty you may have received concerning special tires or situations.

LIMITED WARRANTY PERIOD AND PRO RATA PERCENTAGES

During the first two years of service (proof-of-purchase must be attached to claim form), if the tire is worn less than 25%, the tire will be replaced without charge including normal mounting and service charges.

After the free replacement period, the replacement price will be prorated based on years of service from the original purchase date (proof-of-purchase must be attached to claim form, or if proof-of-purchase is not available or if tire was not purchased new, then based on years from date of manufacture, which is molded into the sidewall of the tire), as set forth on the following page.

LIMITED WARRANTY

FOR FIRESTONE BIAS PLY AGRICULTURAL TIRES

Years of Service or Age During	If Worn Less Than	Pro Rata Collection
3rd Year	30%	30%
4th Year	40%	40%
5th Year	50%	50%
6th Year	60%	60%
7th Year	70%	70%
8th Year	80%	80%
9th Year	90%	90%

After the end of the 9th year, coverage expires. 100%

To determine the replacement price, the appropriate pro rata percentage is multiplied by the Firestone owner-user's regular buying price. Appropriate taxes, mounting or other service charges will be added to the replacement price.

CONDITIONS AND EXCLUSIONS

To the extent permitted by law, Bridgestone Americas Tire Operations, LLC disclaims all warranties, express or implied, other than the warranties stated in this Limited Warranty, including but not limited to the implied warranties of merchantability and fitness for a particular purpose.

TO THE EXTENT PERMITTED BY LAW, BRIDGESTONE AMERICAS TIRE OPERATIONS, LLC DISCLAIMS LIABILITY FOR ANY SPECIAL, INCIDENTAL, CONSEQUENTIAL AND PUNITIVE DAMAGES, LOSS OF TIME OR PROFITS, LOSS OF VEHICLE USE, OR INCONVENIENCE, EVEN IF ADVISED OF THE POSSIBILITY OF SUCH LOSS OR DAMAGES.

Some states do not allow the exclusion or limitation of incidental or consequential damages, so this limitation or exclusion may not apply to you.

Only the actual owner-user of the covered tires may make an adjustment claim under this Limited Warranty and Commercial Adjustment Policy, and only for tires used in the 50 United States and the District of Columbia.

Nothing in this Limited Warranty is intended to be a representation that failures cannot occur.

OWNER-USER'S OBLIGATIONS

Proper tire care is necessary to obtain maximum hours of usage and wear.

The owner-user's obligations are to operate tires within tire load and speed limits (at cold-air pressures specified by Bridgestone Americas Tire Operations, LLC for load and speed according to individual tire size, type and load capacity), and to maintain proper alignment of wheels.

In case of an adjustment claim, the owner-user must present the tire to an authorized Firestone dealer or store, complete and sign the customer section of the adjustment claim form, attach to the claim form a copy of the proof-of-purchase showing the date the tire was purchased new or proof-of-purchase of the new agricultural equipment that the tire came on, and pay the appropriate replacement price, taxes and service charges for a new, current, equivalent Firestone brand tire.

The obligation of Bridgestone Americas Tire Operations, LLC under this Limited Warranty and Commercial Adjustment Policy may not be enlarged or altered by anyone.

LIMITED WARRANTY

FOR FIRESTONE BIAS PLY AGRICULTURAL TIRES

PERFORMANCE REMINDER

Overloading and incorrect air pressure are two of the greatest causes of premature tire removal. For the best performance possible, select the proper design, size and ply-rated tires for your equipment, and operate the tires at the inflation pressure required to carry the working load. Detailed load and inflation tables are included in the Data Book for Firestone Ag Tires and at FirestoneAg.com.

PROPER TIRE SIZES

Tire sizes and ratings are dictated by vehicle geometry, weight and power. Before changing tire sizes, be sure to check with the equipment manufacturer or dealer. Tire measurements and load-carrying capacities for all Firestone agricultural tires are shown in the Data Book for Firestone Ag Tires and at FirestoneAg.com. These measurements are especially important when matching front and rear sizes.

Have a technical question?

Contact Field Engineering: **1-800-TIRE ENG (847-3364)**

Need additional information? **FIRESTONEAG.COM**

Reference the Firestone Warranty Brochure or visit **FirestoneAg.com** for full details.

A man wearing a camouflage baseball cap and a dark blue long-sleeved shirt is leaning over a blue wheelbarrow. The wheelbarrow is filled with wood chips and sits on a wooden plank. The background is a rustic, dark wooden structure, likely a barn or workshop. The lighting is dramatic, highlighting the man's profile and the texture of the wood chips.

FARM HARD
Firestone



AGRICULTURAL TRACKS

FARM HARD

Firestone



WHEN YOU
CAN'T AFFORD
TO GRIND TO
A HALT.

There are some jobs that tires just aren't suited to. Especially when your soil's wet and it could rain any minute. That's why Firestone now offers advanced, superior rubber tracks for agricultural machinery.

They're how we help you gain the edge for the toughest jobs, and under the toughest conditions. And we've made sure our designs do it better and smarter than any other tractor tracks on the market.

THE RIGHT TRACK

When you ride on tracks, you get much more surface area than you do with tires. The weight of your equipment gets distributed more evenly, resulting in swifter movement for heavy equipment, and less soil compaction.

But that doesn't mean every track is created equal. Most are made of multiple parts all held together by glue. Firestone's tracks are vulcanized as a single piece of rubber. Each is a seamless mold that's more resistant to wear and more durable in the long run. And our double-angle tread bars don't cut as deeply into the ground, ensuring you'll leave your soil in good shape for the next planting.



INNOVATION INSIDE OUT

Firestone tracks aren't just one big piece of rubber. Innovation goes into every little part.

Our new self-centering technology cuts down significantly on guide lug wear — the most common cause of track failure. Our guide lugs are vulcanized seamlessly with the rest of the carcass. And thanks to the tapered inner surfaces of Firestone tracks, the lugs naturally stay centered. By contrast, competing designs allow guide lugs to “sway” between the wheels, wearing down the track over time.

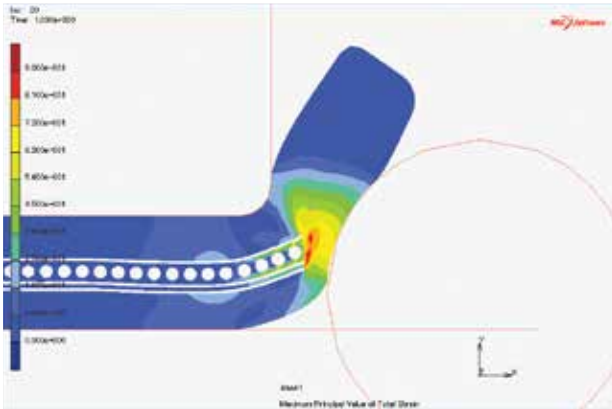
THE EDGE YOU NEED

Our Pro-Edge sidewall protection delivers thicker, more rigid track edges for a product that's stronger than the competition. It's the key to longer service life when you're working on rocky terrain.

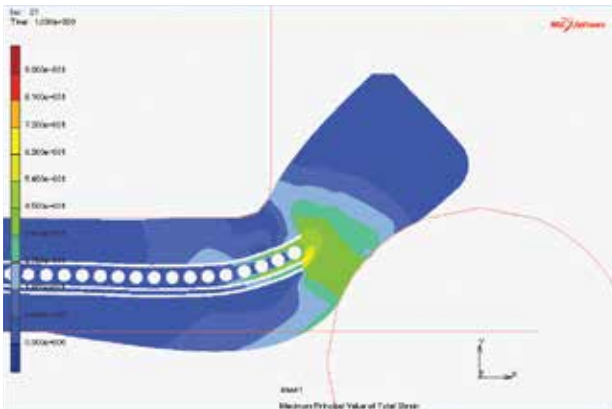
It's all reinforced by tough and flexible steel cable that's ideal for high-horsepower machinery.

PRO-EDGE SIDEWALL PROTECTION

Exposed track edges are vulnerable to abuse in field operations — and particularly during hard turns. Pro-Edge optimum sidewall protection technology provides additional stiffness and protection for the main carcass.



When force is applied to tracks without Pro-Edge, more bending and stress occur, increasing the likelihood of damage to the rubber track.



When the same force is applied to tracks with Pro-Edge, stress and bending are minimized, reducing the risk of damage.

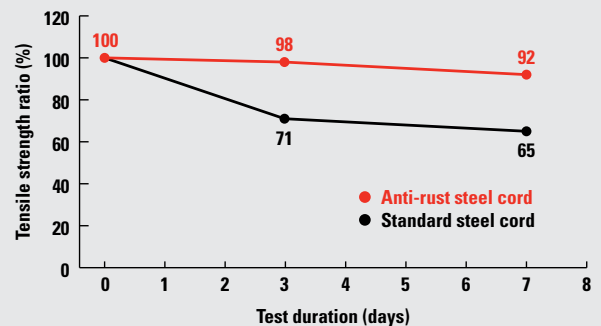
A CABLE/PLY PACKAGE ENGINEERED TO PERFORM

Our cable/ply package helps minimize uneven load distribution, reducing wear and damage to the inner surface of the rubber tracks.

TOUGH AND FLEXIBLE STEEL CABLE

High-performance steel cables within the cable/ply package are designed to meet the demands of today's high-horsepower farm equipment. A precise balance of tensile strength and flexibility allows for exceptional durability.

STEEL CORD ENVIRONMENTAL EXPOSURE



TREAD DESIGN

Firestone tracks are available in a range of sizes and tread patterns. Visit FirestoneAg.com for your specific needs.

TREAD PATTERN EXAMPLES

CLASS 4 AND 5



30" wide


CLASS 6



16" wide




30" wide



RUBBER TRACK LIST

Material ID #	Series	Model Series	Track Width (in)	Tread Bars Qty
AGCO Row Crop Series Tractors				
3691	ALL TRAC CLS 6 16X44 ST	Challenger MT700	16	88
3678	ALL TRAC CLS 4 18X58 ST	Challenger MT700	18	116
3692	ALL TRAC CLS 6 18X44 ST	Challenger MT700	18	88
3679	ALL TRAC CLS 4 24X58 ST	Challenger MT700	24	116
3693	ALL TRAC CLS 6 24X44 ST	Challenger MT700	24	88
3680	ALL TRAC CLS 4 30X58 ST	Challenger MT700	30	116
3694	ALL TRAC CLS 6 30X44 ST	Challenger MT700	30	88
AGCO Tillage Series Tractors				
3687	ALL TRAC CLS 5 30X66 ST	Challenger MT800	30	132
3689	ALL TRAC CLS 6 30X50 ST	Challenger MT800	30	100
CATERPILLAR Row Crop Series Tractors				
3666	ALL TRAC CLS 4 18X53 ST	Challenger 35-55	18	106
3665	ALL TRAC CLS 4 24X53 ST	Challenger 35-55	24	106
3668	ALL TRAC CLS 4 30X53 ST	Challenger 35-55	30	106
CATERPILLAR Tillage Series Tractors				
9359	ALL TRAC CLS 5 24X56 ST	Challenger 65-95	24	112
9360	ALL TRAC CLS 5 30X56 ST	Challenger 65-95	30	112
JOHN DEERE Row Crop Series Tractors				
3691	ALL TRAC CLS 6 16X44 ST	8RT	16	88
3692	ALL TRAC CLS 6 18X44 ST	8RT	18	88
3682	ALL TRAC CLS 5 24X59 ST	8RT	24	118
3693	ALL TRAC CLS 6 24X44 ST	8RT	24	88
3683	ALL TRAC CLS 5 30X59 ST	8RT	30	118
3694	ALL TRAC CLS 6 30X44 ST	8RT	30	88



Tread Height (in)	Tread Pitch (in)	Guide/ Drive Lug Qty	Carcass Plies	Carcass Main Cable Size (mm)	Carcass Thickness (mm)	Carcass Edge Thickness (mm)
AGCO Row Crop Series Tractors						
2.56	8.03	44	4	4.5	41	48.5
1.97	6.00	58	4	4.5	37	45.5
2.76	8.03	44	4	4.5	41	48.5
1.97	6.00	58	3	4.5	37	46.0
2.76	8.03	44	4	5.3	41	46.0
1.97	8.03	44	4	5.3	41	46.0
2.76	6.00	58	3	4.5	37	46.0
AGCO Tillage Series Tractors						
1.97	6.00	66	4	5.3	41	50.0
2.76	7.91	50	4	5.3	41	46.0
CATERPILLAR Row Crop Series Tractors						
1.97	6.00	53	3	4.5	37	45.5
1.97	6.00	53	3	4.5	37	46.0
1.97	6.00	53	3	4.5	37	46.0
CATERPILLAR Tillage Series Tractors						
1.97	6.00	56	4	5.3	41	50.0
1.97	6.00	56	4	5.3	41	50.0
JOHN DEERE Row Crop Series Tractors						
2.56	8.03	44	4	4.5	41	48.5
2.56	8.03	44	4	4.5	41	48.5
1.97	6.00	59	4	5.3	41	50.0
2.56	8.03	44	4	5.3	41	46.0
1.97	6.00	59	4	5.3	41	50.0
2.56	8.03	44	4	5.3	41	46.0

When changing your rubber track, please refer to your equipment manufacturer for proper procedure.



Material ID #	Series	Model Series	Track Width (in)	Tread Bars Qty
JOHN DEERE Row Crop Series Tractors				
3670	ALL TRAC CLS 6 16X41 ST	8000T	16	82
3672	ALL TRAC CLS 4 24X54 ST	8000T	24	108
3675	ALL TRAC CLS 4 30X54 ST	8000T	30	108
JOHN DEERE Tillage Series Tractors				
3684	ALL TRAC CLS 6 30X48 ST	9000T	30	96
3688	ALL TRAC CLS 6 30X49 ST	9030T/9RT	30	98
3685	ALL TRAC CLS 5 36X63 ST	9000T	36	126
3686	ALL TRAC CLS 5 36X65 ST	9030T/9RT	36	130
JOHN DEERE Harvester Series Tractors				
3669	ALL TRAC CLS 3 34X46 ST	Harvester	34	92

Tread Height (in)	Tread Pitch (in)	Guide/ Drive Lug Qty	Carcass Plies	Carcass Main Cable Size (mm)	Carcass Thickness (mm)	Carcass Edge Thickness (mm)
JOHN DEERE Row Crop Series Tractors						
2.56	7.91	41	4	4.5	41	46.0
1.97	6.00	54	3	4.5	37	46.0
1.97	6.00	54	3	4.5	37	46.0
JOHN DEERE Tillage Series Tractors						
2.76	7.91	48	4	5.3	41	51.0
2.76	7.91	49	4	5.3	41	51.0
1.97	6.00	63	4	5.3	41	51.0
1.97	6.00	65	4	5.3	41	51.0
JOHN DEERE Harvester Series Tractors						
1.97	6.00	46	3	4.5	32	23.0

When changing your rubber track, please refer to your equipment manufacturer for proper procedure.



AGRICULTURAL RUBBER TRACKS

LIMITED PRO RATA WARRANTY: AGRICULTURAL USE FOR FIRESTONE-BRANDED AGRICULTURAL RUBBER TRACKS. EFFECTIVE JULY 1, 2015.

TRACKS COVERED

This Limited Warranty covers all new Firestone-branded Agricultural Rubber Tracks, used in normal agricultural service, when purchased from a Bridgestone Americas Tire Operations, LLC (BATO) authorized dealer or distributor (the “Covered Ag Tracks”).

Reference the Firestone Warranty Brochure or visit **FirestoneAg.com** for full details.

Have a technical question? Contact Field Engineering:
1-800-tire eng (847-3364)

Need additional information? FirestoneAg.com



AGRICULTURAL RUBBER TRACKS

LIMITED PRO RATA WARRANTY: NON-AGRICULTURAL/INDUSTRIAL USE FOR FIRESTONE-BRANDED AGRICULTURAL RUBBER TRACKS USED FOR NON-AGRICULTURAL/INDUSTRIAL USE. EFFECTIVE JULY 1, 2015

TRACKS COVERED

This Limited Warranty covers new All Traction Class 5 and All Traction Class 6 Firestone-branded Agricultural Rubber Tracks purchased from a Bridgestone Americas Tire Operations, LLC (BATO) authorized dealer that are used for non-agricultural/industrial use (the “Covered Rubber Tracks”). All Traction Class 3 and All Traction Class 4 Firestone-branded Agricultural Rubber Tracks are not subject to any warranty for non-agricultural/industrial use.

Reference the Firestone Warranty Brochure or visit **FirestoneAg.com** for full details.

A dark, moody photograph of a weathered wooden barn wall. The wood is heavily textured with peeling paint and vertical grain. A corrugated metal door is visible in the lower right. The overall tone is dark and industrial.

FARM HARD
Firestone



PERFORMER EVO

FARM HARD

Firestone



— CAUTION: —

I BRAKE

— FOR —

NOTHING.





BRIDGESTONE AMERICAS TIRE OPERATIONS, LLC
AGRICULTURAL TIRE DIVISION



PERFORMER EVO



INTRODUCING

PERFORMER EVO RADIAL TIRES

Not every tractor works 5,000 acres of row crops or has to withstand miles of chopped corn stalks. But, you still want quality rubber on all of your equipment. Performer EVO tires are our way to deliver that. It doesn't matter if you're hauling hay, picking rocks, or spreading manure. If you need a job done well, you need a Firestone.


WHEN TO CONSIDER PERFORMER EVO TIRES






THE OTHER GUY

A secondary tractor doesn't always require top-of-the-line tires. But, if you still want Firestone quality on it, Performer EVO is right for you.



THE LIVESTOCK & DAIRY

If you use your machines mostly for hauling feed or light traveling back and forth between buildings, Performer EVO is the right choice.



THE TRADE-UP

Radial tires offer significant advantages over bias tires, such as reduced inflation pressures and increased sidewall flexion. Performer EVO is a prime candidate if you're looking to trade up from bias.

PERFORMER EVO

ADVANTAGE

FIRESTONE-TESTED
QUALITY

6-YEAR LIMITED
WARRANTY*

DEEPER TREAD
FOR LONGER WEAR



PERFORMER EVO 23°

*Certain restrictions and limitations apply. See firestoneag.com for details.

PERFORMER EVO

Performer EVO is a new line of Firestone tires created to suit the needs of more farmers. If you've got a tractor that needs a dependable tire, there's a Firestone for you.

Material Description	Full Size	Load Index	Speed Rating	Design Rim Width
Performer EVO	380/85R24	131	D	12.00
Performer EVO	340/85R28	127	D	11.00
Performer EVO	380/85R28	133	D	12.00
Performer EVO†	420/85R28	139	D	13.00
Performer EVO†	380/85R30	135	D	12.00
Performer EVO†	420/85R30	140	D	13.00
Performer EVO	460/85R30	145	D	15.00
Performer EVO†	420/90R30	145	D	13.00
Performer EVO†	380/85R34	137	D	12.00
Performer EVO	420/85R34	142	D	13.00
Performer EVO	460/85R34	150	D	15.00
Performer EVO†	400/75R38	138	D	13.00
Performer EVO	420/85R38	144	D	13.00
Performer EVO	460/85R38	149	D	15.00
Performer EVO 23°†	480/80R42	156	D	15.00
Performer EVO 23°†	480/80R46	158	D	15.00



PERFORMER EVO PERFORMER EVO 23°

Overall Diameter (in.)	Overall Width (in.)	Bar Height (in.)	Max Load and Inflation (LBS @ PSI)
49.2	15.3	1.8	4300 @ 23
50.5	13.5	1.9	3860 @ 23
53.2	15.3	1.9	4540 @ 23
55.7	17.0	2.0	5360 @ 23
55.5	15.3	1.8	4800 @ 23
58.3	16.8	2.0	5520 @ 23
60.5	18.3	2.1	6400 @ 23
59.6	16.7	2.1	6400 @ 29
59.1	15.1	1.8	5080 @ 23
61.9	16.8	2.0	5840 @ 23
64.5	18.3	2.1	7400 @ 29
61.7	15.5	1.9	5200 @ 23
65.9	16.8	2.0	6150 @ 23
68.5	18.3	2.1	7150 @ 23
73.0	19.3	1.8	8800 @ 35
76.2	19.1	1.8	9350 @ 35



FARM HARD
Firestone



FRONTS & IMPLEMENTS

FARM HARD

Firestone



— TO LEAD THE WAY —

YOU NEED GOOD TIRES UP FRONT.

The minute you start thinking there's an inconsequential tire is the minute right before you have problems. It's why Firestone builds a comprehensive list of tough, dependable tires for front, wagon, irrigator, planter, free-rolling, self-powered, directional or non-directional — whatever equipment you depend on, there's Firestone quality you can count on. Tested in real working conditions at the Firestone Farm Tire Test Center in Columbiana, Ohio, these are tires built with one thing in mind: keeping you in the field until the work is done.



DESTINATION FARM RADIAL IMPLEMENT TIRES

WITH

AD2TM TECHNOLOGY

Designed to carry more load at lower inflation pressures than conventional bias-ply or radial truck tires, AD2 technology represents a new level of performance in the operation and transportation of today's heavier farm equipment. They also feature soil-friendly tread design and a wider tread arc for greater contact area,* which may significantly reduce soil compaction.

*Compared to standard equivalent-sized Firestone bias and radial tires.



DESTINATION FARM RADIAL IMP — I-1

Tube Type				New-Tire Dimensions (in.)			Max. Speed 40 mph
Tire Size	Load Index	Speed Symbol Rating	Design Rim Width	Overall Width	Overall Dia.	Bar Height	Max. Load & Infl. (lbs. @ psi)
IF200/90R15	114	D	6.00	7.6	29.3	0.34	2600 @ 46
IF210/75R15	115	D	6.00	8.2	27.4	0.34	2680 @ 52
IF240/80R15	121	D	8.00	9.7	30.1	0.34	3200 @ 46
IF265/85R15	125	D	8.00	10.7	32.7	0.34	3640 @ 41
IF280/70R15	134	D	8.00	10.7	30.5	0.34	4680 @ 64
IF320/65R15	142	D	10.00	12.4	31.1	0.34	5840 @ 70
IF320/70R15	144	D	10.00	12.6	32.6	0.34	6150 @ 70
VF245/70R19.5	142	D	7.50	9.4	33.4	0.59	5840 @ 75
VF285/70R19.5	150	D	8.25	10.6	35.4	0.66	7400 @ 75
VF295/75R22.5	151	D	8.25	10.6	40.1	0.59	7600 @ 64
VF385/65R22.5	163	D	11.75	15.1	42.7	0.71	10700 @ 70
VF445/65R22.5	174	D	13.00	17.3	45.8	0.75	14800 @ 75



DESTINATION TURF — I-2



DESTINATION TURF RADIAL IMPLEMENT TIRES

WITH

AD2™ TECHNOLOGY

Introducing **DESTINATION TURF™** radial implement tires from Firestone. Designed with a new, state-of-the-art tread pattern and the latest in Firestone's stubble-resistance engineering, these implement tires have the advantage of AD2™ technology and improved cleanability.

Tube Type				New-Tire Dimensions (in.)			Max. Speed 40 mph
Tire Size	Load Index	Speed Symbol Rating	Design Rim Width	Overall Width	Overall Dia.	Bar Height	Max. Load & Infl. (lbs. @ psi)
IF320/65R15	142	D	10.00	12.6	31.1	0.41	5840 @ 70
IF320/70R15	144	D	10.00	12.4	32.6	0.41	6150 @ 70



CHAMPION GUIDE GRIP 4-RIB - F-2

GREAT FLOTATION AND RESISTANCE TO SIDE SLIP.

With no-till farming, last year's harvest stubble can be a real field hazard. Firestone Stubble Stompers are built with special high-density rubber that's tough against standing stubble. Run any Firestone Stubble Stomper to help reduce downtime.

- Front tractor tire with four-rib design for great hold, high flotation and resistance to side slip
- Self-cleaning tread for positive steering
- Wide selection in high-flotation/low-profile and conventional sizes
- Specially fortified rubber helps against stubble puncture and tire erosion

STANDARD

Tube Type			New-Tire Dimensions (in.)			Max. Speed 25 mph
Tire Size	Ply Rating	Design Rim Width	Overall Width	Overall Dia.	Bar Height	Max. Load & Infl. (lbs. @ psi)
10.00-16	8	8.00	10.6	34.9	0.81	2340 @ 44

Tubeless			New-Tire Dimensions (in.)			Max. Speed 25 mph
Tire Size	Ply Rating	Design Rim Width	Overall Width	Overall Dia.	Bar Height	Max. Load & Infl. (lbs. @ psi)
9.5L-15	8	8.00	9.4	30.6	0.72	1870 @ 48
11L-15	8	8.00	10.8	32.1	0.84	2090 @ 44
7.50-16	8	5.50	8.2	31.5	0.63	1710 @ 56
10.00-16	8	8.00	10.6	34.9	0.81	2340 @ 44
10.00-16	10	8.00	10.6	34.9	0.81	2600 @ 52
11.00-16	8	10.00	12.2	37.8	0.91	2600 @ 40
11.00-16	12	10.00	12.2	37.8	0.91	3420 @ 60
14L-16.1	8	11.00	14.0	38.8	1.28	3000 @ 36
14L-16.1	12	11.00	13.8	38.5	1.03	3860 @ 52
16.5L-16.1	8	14.00	16.3	41.7	1.13	3520 @ 32

STUBBLE STOMPER

Tubeless			New-Tire Dimensions (in.)			Max. Speed 25 mph
Tire Size	Ply Rating	Design Rim Width	Overall Width	Overall Dia.	Bar Height	Max. Load & Infl. (lbs. @ psi)
10.00-16	8	8.00	10.6	34.9	0.81	2340 @ 44
11.00-16	8	10.00	12.2	37.8	0.91	2600 @ 40

'L' in tire size designates low-profile tire.



CHAMPION GUIDE GRIP 3-RIB - F-2

TAKES YOU WHERE YOU NEED TO GO.

- Front tractor tire with wide three-rib design for most types of farming conditions
- Self-cleaning tread for positive steering and quick steering response
- Shock-fortified cord body resists snags and impacts
- Special high-density rubber compounds help against stubble damage
- Stubble Stomper tires are specially fortified with rubber compounds that help guard against stubble puncture and tire erosion

Tube Type			New-Tire Dimensions (in.)			Max. Speed 25 mph
Tire Size	Ply Rating	Design Rim Width	Overall Width	Overall Dia.	Bar Height	Max. Load & Infl. (lbs. @ psi)
7.50-20	6	5.50	7.90	35.80	0.812	1710 @ 44
10.00-16	8	8.00	10.8	35.2	1.00	2340 @ 44
11.00-16	8	10.00	12.4	38.1	1.09	2600 @ 40

Tubeless			New-Tire Dimensions (in.)			Max. Speed 25 mph
Tire Size	Ply Rating	Design Rim Width	Overall Width	Overall Dia.	Bar Height	Max. Load & Infl. (lbs. @ psi)
11L-15	8	8.00	11.0	32.4	1.06	2090 @ 44
6.00-16	6	4.00	6.4	29.1	0.59	1140 @ 52
6.50-16	6	4.50	7.0	30.4	0.69	1230 @ 48
7.50-16	8	5.50	8.2	32.0	0.75	1710 @ 56
14L-16.1	10	11.00	14.0	38.8	1.28	3420 @ 44

STUBBLE STOMPER

Tubeless			New-Tire Dimensions (in.)			Max. Speed 25 mph
Tire Size	Ply Rating	Design Rim Width	Overall Width	Overall Dia.	Bar Height	Max. Load & Infl. (lbs. @ psi)
10.00-16	8	8.00	10.8	35.2	1.00	2340 @ 44
11.00-16	8	10.00	12.4	38.1	1.09	2600 @ 40

'L' in tire size designates low-profile tire.



GUIDE GRIP 3-RIB - F-2

THE ALL-PURPOSE FRONT TRACTOR TIRE.

- Wide three-rib design for all types of farming conditions
- Self-cleaning tread for positive steering and quick steering response
- Shock-fortified cord body resists snags and impacts
- Specially formulated rubber resists weathering

Tube Type			New-Tire Dimensions (in.)			Max. Speed 25 mph
Tire Size	Ply Rating	Design Rim Width	Overall Width	Overall Dia.	Bar Height	Max. Load & Infl. (lbs. @ psi)
5.00-15	4	3.00	5.1	25.6	0.38	715 @ 44

Tubeless			New-Tire Dimensions (in.)			Max. Speed 25 mph
Tire Size	Ply Rating	Design Rim Width	Overall Width	Overall Dia.	Bar Height	Max. Load & Infl. (lbs. @ psi)
7.5L-15	6	6.00	8.4	29.2	0.59	1430 @ 44

'L' in tire size designates low-profile tire.



HIGHWAY SPECIAL - I-1

D.O.T.-APPROVED FOR HIGHWAY SPEEDS.

- For intermittent highway use on farm implements and wagons in agricultural service
- Five-rib design for increased stability
- Several sizes available

Tubeless			New-Tire Dimensions (in.)			Towed Hwy. Use Only*
Tire Size	Ply Rating	Design Rim Width	Overall Width	Overall Dia.	Bar Height	Max. Load & Infl. (lbs. @ psi)
9.5L-15FI	E	8.00	9.5	30.8	0.34	3080 @ 75
11L-15FI	F	8.00	10.8	30.6	0.34	3960 @ 90
12.5L-15FI	F	10.00	12.3	32.8	0.34	4680 @ 90

'L' in tire size designates low-profile tire.

FI - Tires to be used for towed highway and agricultural service with intermittent highway use only. For speeds not exceeding 30 mph, loads may be increased by 20% with no change to the inflation.





INDUSTRIAL SPECIAL - F-3

YOUR OPERATION GETS ROLLING WHEN IT DOES.

- Provides excellent traction on hard soil, asphalt and concrete
- Shock-fortified nylon-cord body resists impacts, cuts and punctures

Tubeless			New-Tire Dimensions (in.)			Towed Hwy. Use Only*
Tire Size	Ply Rating	Design Rim Width	Overall Width	Overall Dia.	Bar Height	Max. Load & Infl. (lbs. @ psi)
11L-15	8	8.00	11.0	30.9	0.44	2090 @ 44
11L-15	8	8.00	11.0	30.9	0.44	2340 @ 52

*'L' in tire size designates low-profile tire.



FARM IMPLEMENT - I-1

DESIGNED FOR FREE-ROLLING WHEELS ON WAGONS AND TRAILERS.

- Specially fortified rubber stands tough against stubble punctures and tire erosion
- Cut-resistant sidewall reduces downtime
- Shock-fortified nylon-cord body resists impacts
- Specially formulated rubber resists weathering

Tube Type			New-Tire Dimensions (in.)			Max. Speed 30 mph
Tire Size	Ply Rating	Design Rim Width	Overall Width	Overall Dia.	Bar Height	Max. Load & Infl. (lbs. @ psi)
8.5L-14	6	6.00	8.4	28.2	0.26	1870 @ 36
6.00-16	6	4.00	6.2	27.9	0.26	1520 @ 44

'L' in tire size designates low-profile tire.

STANDARD

Tubeless			New-Tire Dimensions (in.)			Max. Speed 30 mph
Tire Size	Ply Rating	Design Rim Width	Overall Width	Overall Dia.	Bar Height	Max. Load & Infl. (lbs. @ psi)
9.5L-14	8	8.00	9.4	29.0	0.25	2400 @ 44
11L-14	8	8.00	10.8	29.4	0.25	2440 @ 36
5.90-15	4	4.50	6.0	26.0	0.22	1140 @ 36
6.70-15	6	4.50	6.7	27.7	0.22	1610 @ 44
7.60-15	8	5.50	7.5	28.7	0.25	2090 @ 52
9.5L-15	8	8.00	9.4	30.0	0.25	2470 @ 44
9.5L-15	12	8.00	9.4	30.0	0.25	3150 @ 64
11L-15	8	8.00	10.7	30.6	0.25	2540 @ 36
11L-15	12	8.00	10.7	30.6	0.25	3200 @ 52
12.5L-15	10	10.00	12.3	32.1	0.25	3420 @ 44
12.5L-15	12	10.00	12.3	32.1	0.25	3860 @ 52
12.5L-15	18	10.00	12.3	32.1	0.25	4680 @ 72
27x9.50-15	8	7.00	9.4	27.5	0.32	1870 @ 60
11L-16	8	8.00	10.8	31.4	0.25	2680 @ 36
12.5L-16	12	10.00	12.3	33.1	0.25	3960 @ 52
12.5L-16	14	10.00	12.3	33.1	0.25	4180 @ 56
14L-16.1	8	11.00	14.0	37.0	0.38	3860 @ 32
14L-16.1	14	11.00	14.0	37.0	0.38	5200 @ 52
16.5L-16.1	10	14.00	16.3	39.9	0.44	5200 @ 36
16.5L-16.1	14	14.00	16.3	39.9	0.44	6400 @ 48
7.50-20	6	5.50	7.9	34.7	0.25	2090 @ 36

STUBBLE STOMPER

Tubeless			New-Tire Dimensions (in.)			Max. Speed 30 mph
Tire Size	Ply Rating	Design Rim Width	Overall Width	Overall Dia.	Bar Height	Max. Load & Infl. (lbs. @ psi)
5.90-15	4	4.50	6.0	26.0	0.22	1140 @ 36

'L' in tire size designates low-profile tire.



FARM IMPLEMENT - HF-1

DESIGNED FOR PLANTERS.

- Flotation design created specifically for tillage tools
- Shock-fortified nylon-cord body resists impacts
- Cut-resistant sidewall compound reduces downtime

Tubeless			New-Tire Dimensions (in.)			Max. Speed 30 mph
Tire Size	Ply Rating	Design Rim Width	Overall Width	Overall Dia.	Bar Height	Max. Load & Infl. (lbs. @ psi)
27x8.50-15	8	7.00	8.4	26.7	0.34	1820 @ 60



A

B

FARM TIRE - I-1

A GREAT CHOICE ON AND OFF PAVEMENT.

- Designed for free-rolling wheels of wagons and trailers
- Shock-fortified nylon-cord for greater impact resistance
- Tough construction for long wear

Tubeless			New-Tire Dimensions (in.)			Max. Speed 30 mph
Tire Size	Ply Rating	Design Rim Width	Overall Width	Overall Dia.	Bar Height	Max. Load & Infl. (lbs. @ psi)
10.00-15(A)	8	8.00	10.6	33.3	0.34	3200 @ 40
19L-16.1(B)	12	16.00	18.5	41.6	0.50	6600 @ 36
21.5L-16.1(B)	10	18.00	21.8	43.5	0.44	6600 @ 28
21.5L-16.1(B)	14	18.00	21.8	43.5	0.44	7850 @ 36

'L' in tire size designates low-profile tire.



RIB IMPLEMENT - I-1

A VERSATILE TIRE FOR FREE-ROLLING WHEELS ON ALL KINDS OF FARM EQUIPMENT.

- Heavy five-rib tread guards against side slip on hills
- Low rolling resistance
- A great value in a long-wearing implement tire
- Specially formulated rubber resists weathering

Tube Type			New-Tire Dimensions (in.)			Max. Speed 30 mph
Tire Size	Ply Rating	Design Rim Width	Overall Width	Overall Dia.	Bar Height	Max. Load & Infl. (lbs. @ psi)
9.00-24	8	8.00	10.8	43.1	0.38	3520 @ 40

Tubeless			New-Tire Dimensions (in.)			Max. Speed 30 mph
Tire Size	Ply Rating	Design Rim Width	Overall Width	Overall Dia.	Bar Height	Max. Load & Infl. (lbs. @ psi)
31x13.50-15	8	10.00	13.8	30.8	0.38	1600 @ 75
31x13.50-15	8	10.00	13.8	30.8	0.38	2600 @ 45
11.25-24	8	10.00	12.9	46.7	0.41	4080 @ 32
11.25-24	12	10.00	12.9	46.7	0.41	5200 @ 48
11.25-28	12	10.00	12.9	50.7	0.41	5360 @ 48

WE BRING EVERYTHING NEEDED
TO SERVICE YOUR TIRES
— INCLUDING A —
SENSE OF URGENCY.

Your Certified Firestone Farm Tire Dealer is part of the largest specially trained and equipped farm tire service network in the nation. That includes access to a full product line, service trucks for on-farm and in-field needs, authorized warranty service and an understanding of your business.

Nobody services farm tires like your **Certified Firestone Farm Tire Dealer.**





RIB DUPLEX FARM - I-1

HIGH FLOTATION. MAXIMUM STEERING ABILITY.

- Wide-rib tread for excellent flotation characteristics – gets you where you need to go
- Non-directional tread design
- Tough cut-resistant rubber compounds and shock-fortified body for long life and reduced downtime
- Exceptional steering ease and high flotation on front-wheel positions

Tubeless			New-Tire Dimensions (in.)			Max. Speed 30 mph
Tire Size	Ply Rating	Design Rim Width	Overall Width	Overall Dia.	Bar Height	Max. Load & Infl. (lbs. @ psi)
36x16-17.5	8	10.50	15.8	36.8	0.50	4400 @ 40
36x16-17.5	14	10.50	15.8	36.8	0.50	6950 @ 75



DUO RIB PLANTER - I-1

PUT IT TO WORK PLANTING SEED.

- Specifically designed for firming soil around seed as it's planted
- Extra-deep ribs keep your planter in line on side hills
- Tough cut-resistant rubber compounds for longer wear and reduced downtime

Tube Type			New-Tire Dimensions (in.)			Max. Speed 30 mph
Tire Size	Ply Rating	Design Rim Width	Overall Width	Overall Dia.	Bar Height	Max. Load & Infl. (lbs. @ psi)
7.60-15	6	5.50	7.6	29.3	0.66	1760 @ 40

Tubeless			New-Tire Dimensions (in.)			Max. Speed 30 mph
Tire Size	Ply Rating	Design Rim Width	Overall Width	Overall Dia.	Bar Height	Max. Load & Infl. (lbs. @ psi)
7.50-20	4	5.50	8.5	37.1	0.75	1760 @ 28



ALL NON-SKID (ANS) FARM - 1-2

NON-AGGRESSIVE TREAD IS GREAT ON SANDY SOILS AND TURF.

- Designed for free-rolling wheels on tractors and trailers
- Non-aggressive multi-block tread for minimum ground disturbance
- Shock-fortified nylon cord for increased impact resistance

Tubeless			New-Tire Dimensions (in.)			Max. Speed 30 mph
Tire Size	Ply Rating	Design Rim Width	Overall Width	Overall Dia.	Bar Height	Max. Load & Infl. (lbs. @ psi)
13.50-16.1	10	11.00	14.57	39.75	0.59	4940 @ 40
16.5L-16.1	6	14.00	16.3	40.8	0.59	3960 @ 24
16.5L-16.1	10	14.00	16.3	40.8	0.59	5200 @ 36

'L' in tire size designates low-profile tire.



TURF & FIELD - HF-2

HIGH-FLOTATION DESIGN PREVENTS FURTHER TURF DAMAGE.

- Low profile delivers traction and holds well on hills
- High-flotation design prevents turf damage
- Requires no special rims - mounts on standard one-piece wheels
- Shock-fortified nylon-cord body resists impacts
- Stubble Stomper offers cut-resistant sidewall that reduces downtime and utilizes specially fortified tread rubber that resists stubble and tire erosion.

Tubeless			New-Tire Dimensions (in.)			Max. Speed 10 mph*
Tire Size	Ply Rating	Design Rim Width	Overall Width	Overall Dia.	Bar Height	Max. Load & Infl. (lbs. @ psi)
13.60-16	4	12.00	13.5	38.5	0.296	1570 @ 14
21.5L-16.1	6	18.00	20.8	44.10	1.03	2760 @ 12
21.5L-16.1	10	18.00	20.8	44.10	1.03	3860 @ 22
29x12.00-15	6	10.00	12.2	29.2	0.34	2260 @ 30
31x31.50-15	8	10.00	13.7	30.6	0.34	3430 @ 45
STUBBLE STOMPER						
31x13.50-15	10	10.00	13.7	30.6	0.34	3080 @ 60

*Maximum load and psi for Stubble Stomper reflects 30 mph maximum speed.



POWER IMPLEMENT - I-3

THE POWER BEHIND SELF-POWERED IMPLEMENTS.

- Designed for traction wheels on self-powered machines like trenchers or hay rakes
- Available with either directional or non-directional tread for ground-driven equipment
- Delivers top performance and longer wear

Tubeless			New-Tire Dimensions (in.)			Max. Speed 30 mph
Tire Size	Ply Rating	Design Rim Width	Overall Width	Overall Dia.	Bar Height	Max. Load & Infl. (lbs. @ psi)
5.00-15(A)	4	3.00	5.6	25.8	0.47	965 @ 36
7.60-15(B)	6	5.50	7.5	29.2	0.50	1760 @ 40
12.5L-15(B)	8	10.00	12.5	33.3	0.69	3000 @ 36
13.50-16.1(C)	8	11.00	15.0	41.1	0.72	4300 @ 32
16.5L-16.1(B)	6	14.00	16.0	41.0	0.78	3960 @ 24
16.5L-16.1(B)	10	14.00	16.0	41.0	0.78	5200 @ 36
21.5L-16.1(B)	8	18.00	21.5	45.8	1.03	6000 @ 24
21.5L-16.1(B)	14	18.00	21.5	45.8	1.03	7850 @ 36



NON-DIRECTIONAL DUPLEX FARM - I-3

WHEN HIGH-FLOTATION HARVESTING IS REQUIRED.

- Super-wide tread spreads load weight and reduces rear-wheel compaction
- Non-directional tread design provides positive traction
- Built of exclusive rubber compounds that resist weathering, snags and punctures

Tubeless			New-Tire Dimensions (in.)			Max. Speed 30 mph
Tire Size	Ply Rating	Design Rim Width	Overall Width	Overall Dia.	Bar Height	Max. Load & Infl. (lbs. @ psi)
40x19-19.5	14	15.00	18.1	39.6	0.81	7850 @ 65



FLOTATION IMPLEMENT - I-3

YOUR IMPLEMENTS CAN RISE ABOVE COMPACTION.

- Large footprint for reduced soil compaction and improved side-slip resistance on hillside
- Rugged special-purpose flotation tire for free-rolling wheels
- High-density rubber stands tough against stubble
- Super heavy-duty shock-fortified nylon-cord body for resistance to impacts

Tubeless			New-Tire Dimensions (in.)			Max. Speed 30 mph
Tire Size	Ply Rating	Design Rim Width	Overall Width	Overall Dia.	Bar Height	Max. Load & Infl. (lbs. @ psi)
600/55-22.5	16	20.00	23.6	50.0	1.09	10200 @ 38
700/50-22.5	16	24.00	27.4	50.0	1.09	11700 @ 35

FRONT/IMPLEMENT TIRES

LISTED BY RIM DIAMETER

Tire Size	Ply/LI	Description	Article Number	Page
8.5L-14	6	Farm Implement TT11	339-148	16
9.5L-14	8	Farm Implement TL11	358-940	17
11L-14	8	Farm Implement TL11	350-028	17
5.00-15	4	Guide Grip 3-Rib TTF2	375-278	12
5.00-15	4	Power Implement TLI3	310-069	26
5.90-15	4	Farm Implement TL11	339-288	17
5.90-15	4	Farm Implement Stubble Stomper TL11	362-034	17
6.70-15	6	Farm Implement TL11	375-652	17
7.5L-15	6	Guide Grip 3-Rib TLF2	374-666	12
7.60-15	6	Duo Rib Planter TT11	325-864	23
7.60-15	6	Power Implement TLI3	340-529	26
7.60-15	8	Farm Implement TL11	339-369	17
9.5L-15	8	Champion Guide Grip 4-Rib TLF2	375-227	9
9.5L-15	8	Farm Implement TL11	339-377	11
9.5L-15	12	Farm Implement TL11	355-860	11
9.5L-15FI	E	Highway Special TL11	374-598	13
10.00-15	8	Farm Tire TLI1	8529	19
11L-15	8	Champion Guide Grip 3-Rib TLF2	375-142	11
11L-15	8	Champion Guide Grip 4-Rib TLF2	376-570	9
11L-15	8	Farm Implement TL11	339-547	17
11L-15	12	Farm Implement TL11	339-482	17
11L-15FI	F	Highway Special TL11	374-581	13
12.5L-15	8	Power Implement TLI3	340-561	26
12.5L-15	10	Farm Implement TL11	339-598	17
12.5L-15	12	Farm Implement TL11	354-538	17
12.5L-15	18	Farm Implement TL11	378-457	17
12.5L-15FI	F	Highway Special TL11	374-564	13
27x8.50-15	8	Farm Implement TLHF1	379-460	18
27x9.50-15	8	Farm Implement TL11	357-804	15
13.6-16PR-4	4	Turf & Field TLG2	345-210	25
21.5L-16.1	6	Turf & Field TLG2	312-700	25
21.5L-16.1	10	Turf & Field TLG2	355-887	25
29x12.00-15	6	Turf & Field TLG2	359-785	25
31x13.50-15	8	Turf & Field TLG2	359-785	25
31x13.50-15	8	Rib Implement TL11	8554	20
31x13.50-15	10	Turf & Field Stubble Stomper TLG2	354-856	25

Continued on next page.

FRONT/IMPLEMENT TIRES LISTED BY RIM DIAMETER

Tire Size	Ply/LI	Description	Article Number	Page
IF200/90R15	114	Destination Farm Radial Implement TLI1	008-689	5
IF210/75R15	115	Destination Farm Radial Implement TLI1	005-514	5
IF240/80R15	121	Destination Farm Radial Implement TLI1	000-543	5
IF265/85R15	121	Destination Farm Radial Implement TLI1	001-585	5
IF265/85R15	125	Destination Farm Radial Implement TLI1	001-585	5
IF280/70R15	134	Destination Farm Radial Implement TLI1	004-844	5
IF320/65R15	142	Destination Farm Radial Implement TLI1	007-118	5
IF320/65R15	142	Destination Turf TLI2	007-119	7
IF320/70R15	144	Destination Farm Radial Implement TLI1	003-166	5
IF320/70R15	144	Destination Turf TLI2	006-264	7
6.00-16	6	Champion Guide Grip 3-Rib TLF2	374-700	11
6.00-16	6	Farm Implement TTI1	339-199	16
6.50-16	6	Champion Guide Grip 3-Rib TLF2	374-683	11
7.50-16	8	Champion Guide Grip 3-Rib TLF2	374-751	11
7.50-16	8	Champion Guide Grip 4-Rib TLF2	374-717	9
10.00-16	8	Champion Guide Grip 3-Rib TTF2	350-877	11
10.00-16	8	Champion Guide Grip 3-Rib Stubble Stomper TLF2	357-847	11
10.00-16	8	Champion Guide Grip 4-Rib TLF2	339-865	9
10.00-16	8	Champion Guide Grip 4-Rib Stubble Stomper TLF2	357-898	9
11.00-16	8	Champion Guide Grip 3-Rib TTF2	350-885	11
11.00-16	8	Champion Guide Grip 3-Rib Stubble Stomper TLF2	357-855	11
11.00-16	8	Champion Guide Grip 4-Rib TLF2	339-873	9
11.00-16	8	Champion Guide Grip 4-Rib Stubble Stomper TLF2	357-901	9
11.00-16	12	Champion Guide Grip 4-Rib TLF2	342-602	9
11L-16	8	Farm Implement TLI1	359-831	17
12.5L-16	14	Farm Implement TLI1	356-840	17
13.50-16.1	8	Power Implement TLI3	8549	26
13.50-16.1	10	All Non-Skid (ANS) Farm TLI2	325-015	24
14L-16.1	8	Farm Implement TLI1	354-686	17
14L-16.1	10	Champion Guide Grip 3-Rib HD TLF2	322-687	11
14L-16.1	12	Champion Guide Grip 4-Rib TLF2	359-432	9
14L-16.1	14	Farm Implement TLI1	376-876	17

FRONT/IMPLEMENT TIRES LISTED BY RIM DIAMETER

Tire Size	Ply/LI	Description	Article Number	Page
16.5L-16.1	6	All Non-Skid (ANS) Farm TLI2	310-514	24
16.5L-16.1	6	Power Implement TLI3	340-618	26
16.5L-16.1	8	Champion Guide Grip 4-Rib TLF2	339-938	9
16.5L-16.1	10	All Non-Skid (ANS) Farm TLI2	317-365	24
16.5L-16.1	10	Farm Implement TLI1	339-636	15
16.5L-16.1	10	Power Implement TLI3	342-467	26
16.5L-16.1	14	Farm Implement TLI1	342-483	15
19L-16.1	12	Farm Tire L TLI1	359-777	19
21.5L-16.1	8	Power Implement TLI3	359-408	26
21.5L-16.1	10	Farm Tire L TLI1	318-507	19
21.5L-16.1	14	Farm Tire L TLI1	8575	19
21.5L-16.1	14	Power Implement TLI3	359-416	26
36x16-17.5	8	Rib Duplex Farm TLI1	318-523	22
36x16-17.5	14	Rib Duplex Farm TLI1	361-968	22
40x19-19.5	14	Non-Directional Duplex Farm TLI3	323-004	27
VF245/70R19.5	142	Destination Farm Radial Implement TLI1	001-581	5
VF285/70R19.5	145	Destination Farm Radial Implement TLI1	000-895	5
7.50-20	4	Duo Rib Planter TLI1	313-424	23
7.50-20	6	Farm Implement TLI1	339-326	17
VF295/75R22.5	151	Destination Farm Radial Implement TLI1	001-583	5
VF385/65R22.5	163	Destination Farm Radial Implement TLI1	000-899	5
VF445/65R22.5	169	Destination Farm Radial Implement TLI1	000-583	5
VF445/65R22.5	174	Destination Farm Radial Implement TLI1	001-584	5
600/55-22.5	16	Flotation Implement TLI3	364-653	28
700/50-22.5	16	Flotation Implement TLI3	359-033	28
9.00-24	8	Rib Implement TTI1	356-212	20
11.25-24	8	Rib Implement TLI1	324-221	20
11.25-24	12	Rib Implement TLI1	355-534	20
11.25-28	12	Rib Implement TLI1	326-453	20



TIRES COVERED

This Limited Warranty covers all original-tread Firestone brand bias-ply agricultural tires, including rears, floats, fronts and implements, purchased or manufactured after June 1, 2018 (except tires made for or used in pulling contests), if they are used in normal agricultural service. It does not cover tires marked “NO ADJ” or “NA” (non-adjustable), or tires not containing the Firestone serial number. Tires branded DT (damaged tire) are not adjustable for appearance.

LIMITED WARRANTY FOR FIRESTONE FRONT/IMPLEMENT TIRES

Tires are adjustable for ride-related conditions only during the first six months of service and up to 1/32nd of an inch of tread wear.

Reference the Firestone Warranty Brochure or visit **FirestoneAg.com** for full details.

PERFORMANCE REMINDER

Overloading and incorrect air pressure are two of the greatest causes of premature tire removal. For the best performance possible, select the proper design, size and ply-rated tires for your equipment, and operate the tires at the inflation pressure required to carry the working load. Detailed load and inflation tables are included in the Data Book for Firestone Ag Tires and at FirestoneAg.com.

PROPER TIRE SIZES

Tire sizes and ratings are dictated by vehicle geometry, weight and power. Before changing tire sizes, be sure to check with the equipment manufacturer or dealer. Tire measurements and load-carrying capacities for all Firestone agricultural tires are shown in the Data Book for Firestone Ag Tires and at FirestoneAg.com. These measurements are especially important when matching front and rear sizes.

Have a technical question?

Contact Field Engineering:

1-800-TIRE ENG (847-3364)

Need additional information?

FIRESTONEAG.COM

A man wearing a plaid shirt, blue jeans, and a tan cap stands with his back to the camera in a field of harvested corn. The sky is filled with heavy, grey clouds. The text "FARM HARD" is written in a bold, white, sans-serif font, and "Firestone" is written in a white, serif font below it.

FARM HARD
Firestone



WARRANTIES

FARM HARD

Firestone



TABLE OF CONTENTS

WARRANTIES AND POLICIES	PAGE
Radial Tires	6-11
Performer EVO Radial Tires	12-17
Bias Tires	18-23
Stubble Damage	24-28
Field Hazard	29-32
Forestry Tires	33-37
Agricultural Rubber Tracks	38-52



FARMING HAS
FEW GUARANTEES.

— THIS IS —

ONE OF THEM.



TIRES COVERED

This Limited Warranty covers all original-tread Firestone brand radial agricultural tires, including “Destination Farm” and “Destination Turf” tires but excluding “Performer EVO” tires, purchased or manufactured after June 1, 2018 (except tires made for or used in pulling contests), if they are used in normal agricultural service. It does not cover tires marked “NO ADJ” or “NA” (non-adjustable) or tires not containing the Firestone serial number. Tires branded DT (damaged tire) are not adjustable for appearance. Tires are adjustable for ride-related conditions only during the first six months of service and up to 1/32nd of an inch of tread wear.

WHAT IS WARRANTIED

If, before wearing down to 2/32nds of an inch of tread or bar depth remaining, any tire covered by this Limited Warranty becomes unusable for any reason within the manufacturer’s control, such tire will be replaced with an equivalent new Firestone tire on the basis set forth in the section titled “Limited Warranty Period and Pro Rata Percentages” on the following page. Some examples of causes or conditions normally beyond the manufacturer’s control are:

1. Field or road hazards or stubble damage (e.g., cut, snag, puncture, stubble damage, impact break, tear or chunk in tread, bar or shoulder);
2. Apparent overload or improper inflation pressure or abuse;
3. Wheel misalignment, rim slip, tire/wheel assembly imbalance, mismatching of adjacent tires, or other vehicle conditions, defects or characteristics;

4. Conditions caused by land-leveling or earth-moving operations;
5. Improper repair or improper insertion of sealant, balancing or filler materials;
6. Intentional alteration of either the appearance or the physical characteristics of the tire;
7. Mounting damage or conditions caused by aging or improper storage; and
8. Failure to observe any of the "Owner-User's Obligations" items listed elsewhere in this publication.

This Limited Warranty is in addition to, and/or may be limited by, any other applicable written warranty you may have received concerning special tires or situations.

LIMITED WARRANTY PERIOD AND PRO RATA PERCENTAGES

During the first two years of service (proof-of-purchase must be attached to claim form), if the tire is worn less than 25%, the tire will be replaced without charge including normal mounting and service charges.

After the free replacement period, the replacement price will be prorated based on years of service from the original purchase date (proof-of-purchase must be attached to claim form, or if proof-of-purchase is not available or if tire was not purchased new, then based on years from date of manufacture, which is molded into the sidewall of the tire), as set forth on the following page.

Years of Service or Age During	If Worn Less Than	Pro Rata Collection
3rd Year	30%	30%
4th Year	40%	40%
5th Year	50%	50%
6th Year	60%	60%
7th Year	70%	70%
8th Year	80%	80%
9th Year	90%	90%

After the end of the 9th year, coverage expires. 100%

To determine the replacement price, the appropriate pro rata percentage is multiplied by the Firestone owner-user's regular buying price. Appropriate taxes, mounting or other service charges will be added to the replacement price.

CONDITIONS AND EXCLUSIONS

To the extent permitted by law, Bridgestone Americas Tire Operations, LLC disclaims all warranties, express or implied, other than the warranties stated in this Limited Warranty, including but not limited to the implied warranties of merchantability and fitness for a particular purpose.

TO THE EXTENT PERMITTED BY LAW, BRIDGESTONE AMERICAS TIRE OPERATIONS, LLC DISCLAIMS LIABILITY FOR ANY SPECIAL, INCIDENTAL, CONSEQUENTIAL AND PUNITIVE DAMAGES, LOSS OF TIME OR PROFITS, LOSS OF VEHICLE USE, OR INCONVENIENCE, EVEN IF ADVISED OF THE POSSIBILITY OF SUCH LOSS OR DAMAGES.

Some states do not allow the exclusion or limitation of incidental or consequential damages, so this limitation or exclusion may not apply to you.

Only the actual owner-user of the covered tires may make an adjustment claim under this Limited Warranty and Commercial Adjustment Policy, and only for tires used in the 50 United States and the District of Columbia.

Nothing in this Limited Warranty is intended to be a representation that failures cannot occur.

OWNER-USER'S OBLIGATIONS

Proper tire care is necessary to obtain maximum hours of usage and wear.

The owner-user's obligations are to operate tires within tire load and speed limits (at cold-air pressures specified by Bridgestone Americas Tire Operations, LLC for load and speed according to individual tire size, type and load capacity) and to maintain proper alignment of wheels.

In case of an adjustment claim, the owner-user must present the tire to an authorized Firestone dealer or store, complete and sign the customer section of the adjustment claim form, attach to the claim form a copy of the proof-of-purchase showing the date the tire was purchased new or proof-of-purchase of the new agricultural equipment that the tire came on, and pay the appropriate replacement price, taxes and service charges for a new, current, equivalent Firestone brand tire.

The obligation of Bridgestone Americas Tire Operations, LLC under this Limited Warranty and Commercial Adjustment Policy may not be enlarged or altered by anyone.



LIMITED WARRANTY FOR

PERFORMER EVO RADIAL TIRES

TIRES COVERED

This Limited Warranty covers original-tread Firestone brand radial agricultural tires under “Performer EVO” name, purchased or manufactured after June 1, 2018, if they are used in normal agricultural service. It does not cover tires marked “NO ADJ” or “NA” (non-adjustable) or tires not containing the Firestone serial number. Tires branded DT (damaged tire) are not adjustable for appearance. Tires are adjustable for ride-related conditions only during the first six months of service and up to 1/32nd of an inch of tread wear.

WHAT IS WARRANTIED

If, before wearing down to 2/32nds of an inch of tread or bar depth remaining, any tire covered by this Limited Warranty becomes unusable for any reason within the manufacturer’s control, such tire will be replaced with an equivalent new Firestone tire on the basis set forth in the section titled “Limited Warranty Period and Pro Rata Percentages” on the following page. Some examples of causes or conditions normally beyond the manufacturer’s control are:

1. Field or road hazards or stubble damage (e.g. cut, snag, puncture, stubble damage, impact break, tear or chunk in tread, bar or shoulder);
2. Apparent overload or improper inflation pressure or abuse;
3. Wheel misalignment, rim slip, tire/wheel assembly imbalance, mismatching of adjacent tires, or other vehicle conditions, defects or characteristics;

4. Conditions caused by land-leveling or earth-moving operations;
5. Improper repair or improper insertion of sealant, balancing or filler materials;
6. Intentional alteration of either the appearance or the physical characteristics of the tire;
7. Mounting damage or conditions caused by aging or improper storage; and
8. Failure to observe any of the "Owner-User's Obligations" items listed elsewhere in this publication.

This Limited Warranty is in addition to, and/or may be limited by, any other applicable written warranty you may have received concerning special tires or situations.

LIMITED WARRANTY PERIOD AND PRO RATA PERCENTAGES

During the first year of service (proof-of-purchase must be attached to claim form), if the tire is worn less than 10%, the tire will be replaced without charge including normal mounting and service charges.

After the free replacement period, the replacement price will be prorated based on years of service from the original purchase date (proof-of-purchase must be attached to claim form, or if proof-of-purchase is not available or if tire was not purchased new, then based on years from date of manufacture, which is molded into the sidewall of the tire), as set forth on the following page.

Years of Service or Age During	If Worn Less Than	Pro Rata Collection
2nd Year	20%	20%
3rd Year	30%	30%
4th Year	60%	60%
5th Year	80%	80%
6th Year	90%	90%

After the end of the 6th year, coverage expires. 100%

To determine the replacement price, the appropriate pro rata percentage is multiplied by the Firestone owner-user's regular buying price. Appropriate taxes, mounting or other service charges will be added to the replacement price.

CONDITIONS AND EXCLUSIONS

To the extent permitted by law, Bridgestone Americas Tire Operations, LLC disclaims all warranties, express or implied other than the warranties stated in this Limited Warranty, including but not limited to the implied warranties of merchantability and fitness for a particular purpose.

TO THE EXTENT PERMITTED BY LAW, BRIDGESTONE AMERICAS TIRE OPERATIONS, LLC DISCLAIMS LIABILITY FOR ANY SPECIAL, INCIDENTAL, CONSEQUENTIAL AND PUNITIVE DAMAGES, LOSS OF TIME OR PROFITS, LOSS OF VEHICLE USE, OR INCONVENIENCE, EVEN IF ADVISED OF THE POSSIBILITY OF SUCH LOSS OR DAMAGES.

Some states do not allow the exclusion or limitation of incidental or consequential damages, so this limitation or exclusion may not apply to you.

Only the actual owner-user of the covered tires may make an adjustment claim under this Limited Warranty and Commercial Adjustment Policy, and only for tires used in the 50 United States and the District of Columbia.

Nothing in this Limited Warranty is intended to be a representation that failures cannot occur.

OWNER-USER'S OBLIGATIONS

Proper tire care is necessary to obtain maximum hours of usage and wear.

The owner-user's obligations are to operate tires within tire load and speed limits (at cold-air pressures specified by Bridgestone Americas Tire Operations, LLC for load and speed according to individual tire size, type and load capacity) and to maintain proper alignment of wheels.

In case of an adjustment claim, the owner-user must present the tire to an authorized Firestone dealer or store, complete and sign the customer section of the adjustment claim form, attach to the claim form a copy of the proof-of-purchase showing the date the tire was purchased new or proof-of-purchase of the new agricultural equipment that the tire came on, and pay the appropriate replacement price, taxes and service charges for a new, current, equivalent Firestone brand tire.

The obligation of Bridgestone Americas Tire Operations, LLC under this Limited Warranty and Commercial Adjustment Policy may not be enlarged or altered by anyone.



LIMITED WARRANTY FOR

BIAS TIRES

TIRES COVERED

This Limited Warranty covers all original-tread Firestone brand bias ply agricultural tires, including rears, floats, fronts and implements, purchased or manufactured after June 1, 2018 (except tires made for or used in pulling contests), if they are used in normal agricultural service. It does not cover tires marked “NO ADJ” or “NA” (non-adjustable) or tires not containing the Firestone serial number. Tires branded DT (damaged tire) are not adjustable for appearance. Tires are adjustable for ride-related conditions only during the first six months of service and up to 1/32nd of an inch of tread wear.

In addition, this policy applies to selected Bridgestone brand lawn & garden and small tractor sizes (with designation G-1, G-2, R-1, R-2, R-3) will be managed by the same ag bias 6-year warranty policy based on date of sale or date of equipment purchase.

WHAT IS WARRANTIED

If, before wearing down to 2/32nds of an inch of tread or bar depth remaining, any tire covered by this Limited Warranty becomes unusable for any reason within the manufacturer’s control, such tire will be replaced with an equivalent new Firestone tire on the basis set forth in the section titled “Limited Warranty Period and Pro Rata Percentages” on the following page. Some examples of causes or conditions normally beyond the manufacturer’s control are:

1. Field or road hazards or stubble damage (e.g. cut, snag, puncture, stubble damage, impact break, tear or chunk in tread, bar or shoulder);

2. Apparent overload or improper inflation pressure or abuse;
3. Wheel misalignment, rim slip, tire/wheel assembly imbalance, mismatching of adjacent tires, or other vehicle conditions, defects or characteristics;
4. Conditions caused by land-leveling or earth-moving operations;
5. Improper repair or improper insertion of sealant, balancing or filler materials;
6. Intentional alteration of either the appearance or the physical characteristics of the tire;
7. Mounting damage or conditions caused by aging or improper storage; and
8. Failure to observe any of the "Owner-User's Obligations" items listed elsewhere in this publication.

This Limited Warranty is in addition to, and/or may be limited by, any other applicable written warranty you may have received concerning special tires or situations.

LIMITED WARRANTY PERIOD AND PRO RATA PERCENTAGES

During the first year of service (proof-of-purchase must be attached to claim form), if the tire is worn less than 10%, the tire will be replaced without charge including normal mounting and service charges.

After the free replacement period, the replacement price will be prorated based on years of service from the original purchase date (proof-of-purchase must be attached to claim form, or if proof-of-purchase is not available or if tire was not purchased new, then based on years from date of manufacture, which is molded into the sidewall of the tire), as set forth on the following page.

Years of Service or Age During	If Worn Less Than	Pro Rata Collection
2nd Year	20%	20%
3rd Year	30%	30%
4th Year	60%	60%
5th Year	80%	80%
6th Year	90%	90%
After the end of the 6th year, coverage expires. 100%		

To determine the replacement price, the appropriate pro rata percentage is multiplied by the Firestone owner-user's regular buying price. Appropriate taxes, mounting or other service charges will be added to the replacement price.

CONDITIONS AND EXCLUSIONS

To the extent permitted by law, Bridgestone Americas Tire Operations, LLC disclaims all warranties, express or implied, other than the warranties stated in this Limited Warranty, including but not limited to the implied warranties of merchantability and fitness for a particular purpose.

TO THE EXTENT PERMITTED BY LAW, BRIDGESTONE AMERICAS TIRE OPERATIONS, LLC DISCLAIMS LIABILITY FOR ANY SPECIAL, INCIDENTAL, CONSEQUENTIAL AND PUNITIVE DAMAGES, LOSS OF TIME OR PROFITS, LOSS OF VEHICLE USE, OR INCONVENIENCE, EVEN IF ADVISED OF THE POSSIBILITY OF SUCH LOSS OR DAMAGES.

Some states do not allow the exclusion or limitation of incidental or consequential damages, so this limitation or exclusion may not apply to you.

Only the actual owner-user of the covered tires may make an adjustment claim under this Limited Warranty and Commercial Adjustment Policy, and only for tires used in the 50 United States and the District of Columbia.

Nothing in this Limited Warranty is intended to be a representation that failures cannot occur.

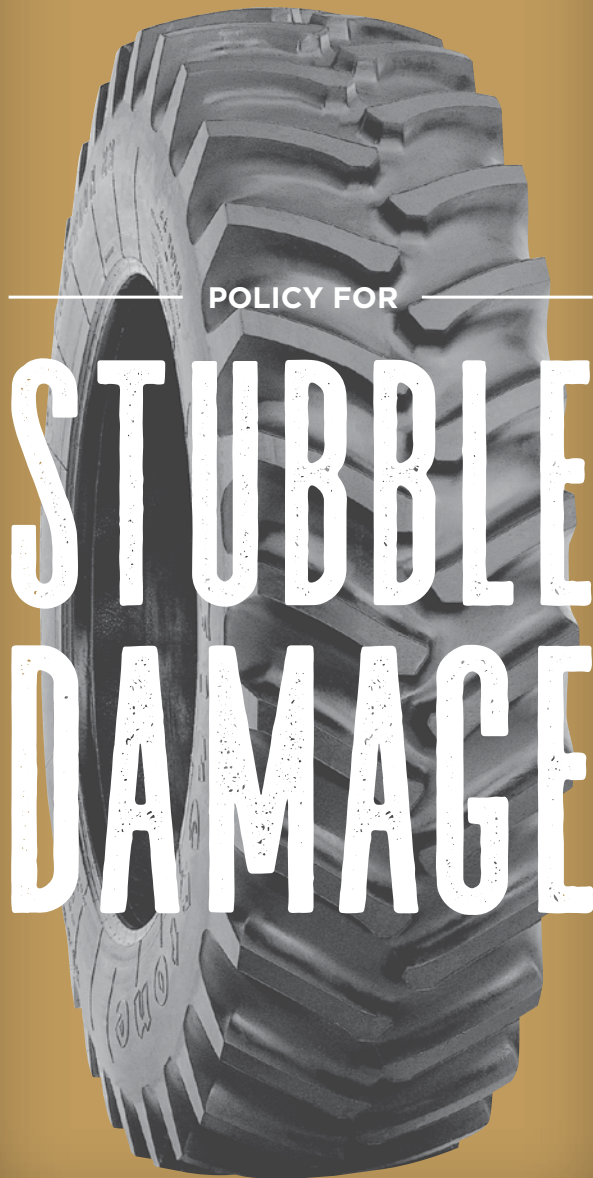
OWNER-USER'S OBLIGATIONS

Proper tire care is necessary to obtain maximum hours of usage and wear.

The owner-user's obligations are to operate tires within tire load and speed limits (at cold-air pressures specified by Bridgestone Americas Tire Operations, LLC for load and speed according to individual tire size, type and load capacity) and to maintain proper alignment of wheels.

In case of an adjustment claim, the owner-user must present the tire to an authorized Firestone dealer or store, complete and sign the customer section of the adjustment claim form, attach to the claim form a copy of the proof-of-purchase showing the date the tire was purchased new or proof-of-purchase of the new agricultural equipment that the tire came on, and pay the appropriate replacement price, taxes and service charges for a new, current, equivalent Firestone brand tire.

The obligation of Bridgestone Americas Tire Operations, LLC under this Limited Warranty and Commercial Adjustment Policy may not be enlarged or altered by anyone.



POLICY FOR

STUBBLE DAMAGE

TIRES COVERED

The Firestone Stubble Damage Policy covers all qualified Firestone brand radial and bias rears (R-1, R-1W, R-2, R-3), as well as “Stubble Stomper” and “Destination Branded” agricultural tires purchased new or manufactured after January 1, 2009, and used in normal agricultural service. This Stubble Damage Policy does not cover tires marked “NO ADJ” or “NA” (non-adjustable), tires made for or used in pulling contests, or tires not bearing the Firestone serial number.

POLICY CONDITIONS

Only the original purchaser of the covered tire or of the agricultural equipment the tire came on may make an adjustment claim under this Stubble Damage Policy. If, in normal agricultural service, a Firestone tire covered by this Stubble Damage Policy becomes unusable or not repairable due to stubble damage, such tire will be replaced with an equivalent new Firestone tire on a pro rata basis, as set forth on the following page. You must pay as a replacement price the appropriate pro rata percentage of the owner-user’s regular buying price. You must also pay for mounting, service charges and applicable taxes.

This Stubble Damage Policy is a statement of adjustment policy coverage only. Nothing in this Stubble Damage Policy is intended to be a warranty against stubble damage or representation that failures cannot occur. Bridgestone Americas Tire Operations, LLC disclaims all warranties, express or implied, in respect of stubble damage, including but not limited to the implied warranties of merchantability and fitness for a particular purpose.

STUBBLE DAMAGE POLICY AND PRO RATA PERCENTAGES

The replacement price will be prorated based on years of service based on proof-of-purchase date as follows:

Years of Service or Age During	If Worn Less Than	Pro Rata Collection
1st Year	25%	25%
2nd Year	50%	50%
3rd Year	75%	75%
After the end of the 3rd year, coverage expires.		100%

To determine the replacement price, the appropriate pro rata percentage is multiplied by the Firestone owner-user's regular buying price. Appropriate taxes, mounting, or other service charges will be added to the replacement price.

POLICY EXCLUSIONS

TO THE EXTENT PERMITTED BY LAW, BRIDGESTONE AMERICAS TIRE OPERATIONS, LLC DISCLAIMS LIABILITY FOR ANY SPECIAL, INCIDENTAL, CONSEQUENTIAL AND PUNITIVE DAMAGES, LOSS OF TIME OR PROFITS, LOSS OF VEHICLE USE, OR INCONVENIENCE, EVEN IF ADVISED OF THE POSSIBILITY OF SUCH LOSS OR DAMAGES.

Some states do not allow the exclusion or limitation of incidental or consequential damages, so this limitation or exclusion may not apply to you.

This Stubble Damage Policy does not cover broken beads, damage due to run flat, abuse, land leveling, vehicle projection, accident, collision, fire or vandalism. Only the original owner-user of the covered tires may make an adjustment claim under this Stubble Damage Policy, and only for tires used in the 50 United States and the District of Columbia.

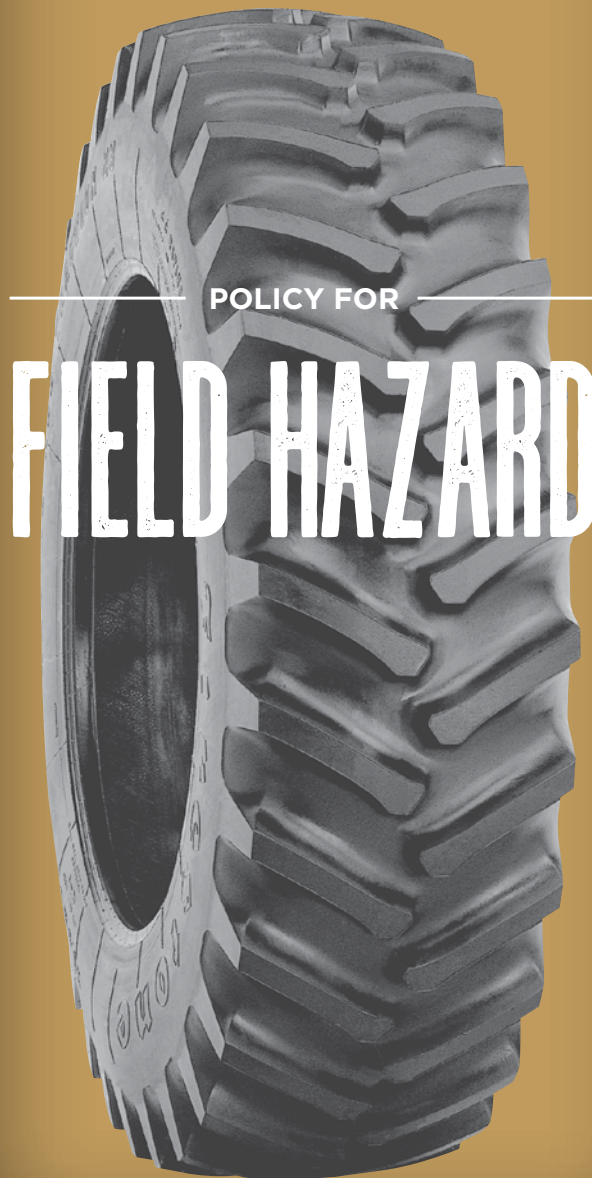
OWNER-USER'S OBLIGATIONS

The owner-user's obligations are to operate tires within tire load and speed limits (at cold-air pressures specified by Bridgestone Americas Tire Operations, LLC for load and speed according to individual tire size, type and load capacity) and to maintain proper alignment of wheels. To reduce stubble damage, the owner-user must:

1. Set the tire spacing to run between rows — not on stubble;
2. Use mechanical devices readily available through equipment manufacturers to knock down stubble;
3. Make first tillage pass parallel to the rows.

In case of an adjustment claim, the owner-user must present the tire to an authorized Firestone dealer or store, complete and sign the customer section of the adjustment claim form, attach to the claim form a copy of the proof-of-purchase showing the date the tire was purchased new, or proof-of-purchase of the new agricultural equipment that the tire came on, and pay the appropriate replacement price, taxes, mounting and service charges for a new, current, equivalent Firestone brand tire.

The obligation of Bridgestone Americas Tire Operations, LLC under this Stubble Damage Policy may not be enlarged or altered by anyone.



TIRES COVERED

The Firestone Field Hazard Policy covers all qualified Firestone brand radial and bias rears (R-1, R-1W, R-2, R-3), as well as “Stubble Stomper” and “Destination Branded” agricultural tires purchased new or manufactured after January 1, 2009, and used in normal agricultural service. This Field Hazard Policy does not cover tires marked “NO ADJ” or “NA” (non-adjustable), tires made for or used in pulling contests, or tires not bearing the Firestone serial number.

POLICY CONDITIONS

Only the original purchaser of the covered tire or of the agricultural equipment the tire came on may make an adjustment claim under this Field Hazard Policy. If, in normal agricultural service, a Firestone tire covered by this Field Hazard Policy becomes unusable or not repairable due to field hazard, such tire will be replaced with an equivalent new Firestone tire on a pro rata basis, as set forth on the following page. You must pay as a replacement price the appropriate pro rata percentage of the owner-user’s regular buying price. You must also pay for mounting, service charges and applicable taxes.

This Field Hazard Policy is a statement of adjustment policy coverage only. Nothing in this Field Hazard Policy is intended to be a warranty against field hazards or a representation that failures cannot occur. Bridgestone Americas Tire Operations, LLC disclaims all warranties, express or implied, in respect of field hazards, including but not limited to the implied warranties of merchantability and fitness for a particular purpose.

FIELD HAZARD POLICY AND PRO RATA PERCENTAGES

The replacement price will be prorated based on years of service based on proof-of-purchase date as follows:

Years of Service or Age During	If Worn Less Than	Pro Rata Collection
1st Year	25%	50%
2nd Year	50%	75%

After the end of the 2nd year, coverage expires. 100%

To determine the replacement price, the appropriate pro rata percentage is multiplied by the Firestone owner-user’s regular buying price. Appropriate taxes, mounting or other service charges will be added to the replacement price.

POLICY EXCLUSIONS

TO THE EXTENT PERMITTED BY LAW, BRIDGESTONE AMERICAS TIRE OPERATIONS, LLC DISCLAIMS LIABILITY FOR ANY SPECIAL, INCIDENTAL, CONSEQUENTIAL AND PUNITIVE DAMAGES, LOSS OF TIME OR PROFITS, LOSS OF VEHICLE USE, OR INCONVENIENCE, EVEN IF ADVISED OF THE POSSIBILITY OF SUCH LOSS OR DAMAGES.

Some states do not allow the exclusion or limitation of incidental or consequential damages, so this limitation or exclusion may not apply to you.

This Field Hazard Policy does not cover broken beads, damage due to run flat, abuse, land leveling, vehicle projection, accident, collision, fire or vandalism. Only the original owner-user of the covered tires may make an adjustment claim under this Field Hazard Policy, and only for tires used in the 50 United States and the District of Columbia.

OWNER-USER'S OBLIGATIONS

The owner-user's obligations are to operate tires within tire load and speed limits (at cold-air pressures specified by Bridgestone Americas Tire Operations, LLC for load and speed according to individual tire size, type and load capacity) and to maintain proper alignment of wheels.

In case of an adjustment claim, the owner-user must present the tire to an authorized Firestone dealer or store, complete and sign the customer section of the adjustment claim form, attach to the claim form a copy of the proof-of-purchase showing the date the tire was purchased new or proof-of-purchase of the new agricultural equipment that the tire came on, and pay the appropriate replacement price, taxes, mounting and service charges for a new, current, equivalent Firestone brand tire.

The obligation of Bridgestone Americas Tire Operations, LLC under this Field Hazard Policy may not be enlarged or altered by anyone.



TIRES COVERED

This Limited Warranty covers original-tread Firestone brand logger service and wire-tread ply tires if they are used in normal logging service. It does not cover tires marked “NO ADJ” or “NA” (non-adjustable), or tires not containing the Firestone serial number. Tires branded DT (damaged tire) are not adjustable for appearance.

WHAT IS WARRANTIED

If, before wearing down to 2/32nds of an inch of tread or bar depth remaining, and before the end of the fifth year of service (proof-of-purchase required) or before the end of the fifth year from date of manufacture (date molded in sidewall of tire), any tire covered by this Limited Warranty becomes unusable for any reason within the manufacturer’s control, such tire will be replaced with an equivalent new Firestone tire on the basis set forth in the section titled “Replacement Price” below. Some examples of causes or conditions normally beyond the manufacturer’s control are:

1. Forest or road hazards (e.g., cut, snag, puncture, impact, bruise break, stone drill, projection rub, tear or chunk in tread, bar or shoulder);
2. Apparent overload or improper inflation pressure;
3. Wheel misalignment, rim slip, tire/wheel assembly imbalance, mismatching of adjacent tires, other vehicle conditions, defects or characteristics;
4. Improper repair or improper insertion of sealant, or improper balancing of filler materials;
5. Intentional alteration of either the appearance or the physical characteristics of the tire;

6. Conditions caused by aging, improper storage or severe service;
7. Failure to observe any of the “Owner User’s Obligations” items listed elsewhere in this publication;
8. Mounting damage or other abuse.

For logger tires used in normal logging service, this Limited Warranty ends at the end of the fifth year of service if proof-of-purchase is available, or at the end of the fifth year from date of manufacture if no proof-of-purchase is available.

For logger tires used in earth-moving service, this Limited Warranty ends after the fifth year of service if proof-of-purchase is available, or at the end of the fifth year from date of manufacture if no proof-of-purchase is available.

This Limited Warranty is in addition to, and/or may be limited by, any other applicable written warranty you may have received concerning special tires or situations.

REPLACEMENT PRICE

Tires adjusted under this Limited Warranty will be replaced free of charge (except for mounting and service fees) during the first 10% of tread wear; thereafter, to determine the replacement price, the percent of tread wear is multiplied by the owner-user’s regular buying price. Taxes, mounting fees or other service charges will be added to the replacement price.

CONDITIONS AND EXCLUSIONS

To the extent permitted by law, Bridgestone Americas Tire Operations, LLC disclaims all warranties, express or implied, other than the warranties stated in this Limited Warranty, including but not limited to the implied warranties of merchantability and fitness for a particular purpose.

TO THE EXTENT PERMITTED BY LAW, BRIDGESTONE AMERICAS TIRE OPERATIONS, LLC DISCLAIMS LIABILITY FOR ANY SPECIAL, INCIDENTAL, CONSEQUENTIAL AND PUNITIVE DAMAGES, LOSS OF TIME OR PROFITS, LOSS OF VEHICLE USE, AND INCONVENIENCE, EVEN IF ADVISED OF THE POSSIBILITY OF SUCH LOSS OR DAMAGES.

Some states do not allow the exclusion or limitation of incidental or consequential damages, so the above limitation or exclusion may not apply to you.

Only the actual owner-user of the covered tires may make an adjustment claim under this Limited Warranty and Commercial Adjustment Policy, and only for tires used in the 50 United States and the District of Columbia.

Nothing in this Limited Warranty is intended to be a representation that failure cannot occur.

OWNER-USER'S OBLIGATIONS

Proper tire care is necessary to obtain maximum hours of usage and wear.

The owner-user's obligations are to operate tires within tire load and speed limits (at cold-air pressures specified by Bridgestone Americas Tire

Operations, LLC for load and speed according to individual tire size, type and load capacity) and to maintain proper alignment of wheels.

In case of an adjustment claim, the owner-user must present the tire to an authorized Firestone forestry dealer or store, complete and sign the customer section of the adjustment claim form, attach to the claim form a copy of the proof-of-purchase showing the date the tire was purchased new or proof-of-purchase of the new logger equipment that the tire came on, and pay the appropriate replacement price, taxes and service charges for a new, current, equivalent Firestone brand tire.

The obligation of Bridgestone Americas Tire Operations, LLC under this Limited Warranty and Commercial Adjustment Policy may not be enlarged or altered by anyone.

— LIMITED WARRANTY FOR —

AGRICULTURAL RUBBER TRACKS



TRACKS COVERED

This Limited Warranty covers all new Firestone-branded Agricultural Rubber Tracks, used in normal agricultural service, when purchased from a Bridgestone Americas Tire Operations, LLC (BATO) authorized dealer or distributor (the “Covered Ag Tracks”).

WHAT IS WARRANTIED

Subject to the terms, limitations and exclusions of this Limited Warranty, BATO warrants to the original end user of the Covered Ag Tracks that if the track becomes unusable for any reason within the manufacturer’s control within forty-eight (48) months from the date of purchase or 4,000 hours of operation, whichever occurs first, such track will be replaced with an equivalent new Firestone-branded Agricultural Rubber Track on the basis set forth in the section on page 41 titled “Limited Warranty Period and Pro Rata Percentages.”

WHAT IS NOT WARRANTIED

1. Any damage occurring in shipment.
2. Any damage caused during installation.
3. Normal wear and tear.
4. Tracks used for any non-agricultural or industrial applications or services.
5. Any damage caused by or attributable to improper undercarriage maintenance, or use of undercarriage components or other components that are not original-equipment-manufacturer (OEM) specification.
6. Any damage caused by use of the Covered Ag Tracks on a gear-tooth drive system (positive drive system).

7. Any damage caused by or attributable to unauthorized alterations, modifications or repairs (including without limitation any modification or replacement of guide blocks, tread bars, lugs, or other parts or accessories), or failure to comply with BATO recommendations on use or maintenance of the Covered Ag Tracks.
8. Any damage caused by use in inappropriate environmental conditions, or any other use outside of BATO's recommendations or specifications.
9. Any damage caused by accident, misuse, abuse, overload, sabotage, neglect, mishandling, misapplication, faulty installation, or Acts of God or nature or other factors beyond BATO's control.

This Limited Warranty only covers Covered Ag Tracks that are unserviceable or unusable, and does not cover minor cosmetic deficiencies such as surface cracks, splits and other superficial distress that may impact track appearance but do not render the track unusable or measurably diminish overall life.

This Limited Warranty does not cover the cost of removing the Covered Ag Tracks or installing a replacement product.

WARRANTY CLAIMS PROCEDURE

Warranty claims must be submitted with proof-of-purchase of the Covered Ag Tracks to the nearest BATO Agricultural Products location within fifteen (15) days after the date of the incident, giving rise to the warranty claim along with photographs of the damaged area. At the sole option of BATO, the

Covered Ag Track must be available for inspection at the claimant's expense. BATO, at its sole discretion, shall examine the Covered Ag Track and determine whether damage to the Covered Ag Track was a result of workmanship and, if so, determine the applicable remedy. Warranty claim forms are available from a BATO-authorized distributor or dealer.

LIMITED WARRANTY PERIOD AND PRO RATA PERCENTAGES

If BATO determines a Covered Ag Track is unusable due to a condition covered by the Limited Warranty during Service Months (as defined on the following page) 0 through 12 and Service Hours 0 through 1,000, and has a Tread Wear Rate (as defined on the following page) of less than 25%, the Covered Ag Track shall be replaced, without charge, by a new Firestone-branded Agricultural Rubber Track.

If BATO determines the Covered Ag Track is unusable due to a condition covered by the Limited Warranty after the 12th Service Month, 1,000th Service Hour or after the Tread Wear Rate is greater than 25%, such Covered Ag Track shall be eligible for replacement with a new Firestone-branded Agricultural Rubber Track at a prorated purchase price, calculated by the customer's normal buying price multiplied by the Pro Rata Collection Percentage in the table on the following page. The Pro Rata Collection Percentage shall be determined using the Service Months, Service Hours or the Tread Wear Rate, whichever produces the greater Pro Rata Collection Percentage.

Pro Rata Collection Percentage Table

Months of Service or During	Hours of Service	If Tread Wear Rate Is	Pro Rata Collection Percentage
0-12	0-1,000	< 25%	0%
12-24	1,001-2,000	26%-49%	25%
12-36	1,001-3,000	50%-74%	50%
12-48	1,001-4,000	>75%	75%
At the end of the 48th month or after 4,000 service hours, coverage expires.			100%

For the purpose of this Limited Warranty, (i) the “Service Month” means the period from the date of purchase (proof-of-purchase required) of the Covered Ag Track by the original end user to the month in which the Warranty Claim was made; (ii) the “Service Hour” means the actual number of hours of operation from the time the Covered Ag Track has been installed on a piece of equipment; and (iii) “the Tread Wear Rate” means the percentage calculated based on the following formula, of which percentage shall be determined by BATO based on the related information of each item of the following formula:

$$\text{TREAD WEAR RATE} = \frac{A - B}{A - C} \times 100$$

A = “Original Tread Depth” means the depth of the tread bars of the Covered Ag Tracks, of which depth is originally designated by BATO at the time of sale.

B = “Average Measured Tread Depth” means the average of the measured depth of the tread bars of the Covered Ag Track at the time of the claim under this Limited Warranty. Measurement instructions to determine Average Measured Tread Depth can be found in the Firestone Agricultural Rubber Track Manual.

C = “Worn-Out Tread Depth” means the depth of the tread bars of the Covered Ag Track, which is designated by BATO as the limitation of use and service. The Worn-Out Tread Depth is 10 mm (0.4”) of the original tread.

Claims made under this Limited Warranty are only allowed if the Average Measured Tread Depth is higher than the Worn-Out Tread Depth. If the Average Measured Tread Depth is lower than the Worn-Out Tread Depth, the Covered Ag Track is considered worn out and is no longer usable, and a new Firestone Agricultural Rubber Track should be purchased at that time.

CONDITIONS AND EXCLUSIONS

Any Covered Ag Track replaced under the Limited Warranty with a new Firestone-branded Agricultural Rubber Track will be covered for the balance of the original Limited Warranty period. THIS IS THE ORIGINAL END USER’S SOLE AND EXCLUSIVE REMEDY, AND BATO’S ONLY OBLIGATION, FOR ANY DEFECTIVE FIRESTONE-BRANDED AGRICULTURAL RUBBER TRACK OR ANY BREACH OF WARRANTY WITH RESPECT TO THE FIRESTONE-BRANDED AGRICULTURAL RUBBER TRACK.

WARRANTY DISCLAIMER. OTHER THAN THE LIMITED WARRANTY DESCRIBED ABOVE, BATO MAKES NO EXPRESS OR IMPLIED WARRANTIES, CONDITIONS OR GUARANTEES, INCLUDING WITHOUT LIMITATION ANY IMPLIED WARRANTIES OF MERCHANTABILITY, NONINFRINGEMENT OR FITNESS FOR A PARTICULAR PURPOSE, ALL OF WHICH ARE EXPRESSLY DISCLAIMED AND EXCLUDED.

LIMITATION OF LIABILITY. TO THE EXTENT PERMITTED BY LAW, BATO SHALL NOT BE LIABLE FOR ANY CONSEQUENTIAL, SPECIAL, DIRECT, INCIDENTAL, INDIRECT OR PUNITIVE DAMAGES, OR ECONOMIC LOSS OF ANY KIND (INCLUDING WITHOUT LIMITATION LOSS OF REVENUES OR PROFITS) ARISING OUT OF THE USE OR INABILITY TO USE THE FIRESTONE-BRANDED AGRICULTURAL RUBBER TRACK, WHETHER BASED ON THEORIES OF WARRANTY, CONTRACT, NEGLIGENCE, STRICT LIABILITY OR OTHERWISE, AND REGARDLESS OF WHETHER BATO HAS BEEN ADVISED OF THE POSSIBILITY OF SUCH DAMAGES. BATO'S LIABILITY FOR ANY DEFECTIVE FIRESTONE-BRANDED AGRICULTURAL RUBBER TRACK SHALL NOT IN ANY EVENT EXCEED THE PURCHASE PRICE FOR SUCH FIRESTONE-BRANDED AGRICULTURAL RUBBER TRACK.

Some states do not allow the exclusion or limitation of incidental or consequential damages, so this limitation or exclusion may not apply to you.


Only the actual owner-user of the Covered Ag Tracks may make an adjustment claim under this Limited Warranty, and only for tracks used in the 50 United States and the District of Columbia.

Nothing in this Limited Warranty is intended to be a representation that failure cannot occur.

Limited Pro Rata Warranty - Agriculture Use for Firestone-Branded Agricultural Rubber Tracks, Effective July 1, 2015

— LIMITED WARRANTY FOR —

AGRICULTURAL RUBBER TRACKS



TRACKS COVERED

This Limited Warranty covers new All Traction Class 5 and All Traction Class 6 Firestone-branded Agricultural Rubber Tracks purchased from a Bridgestone Americas Tire Operations, LLC (BATO) authorized dealer that are used for non-agricultural/industrial use (the “Covered Rubber Tracks”). All Traction Class 3 and All Traction Class 4 Firestone-branded Agricultural Rubber Tracks are not subject to any warranty for non-agricultural/industrial use.

WHAT IS WARRANTIED

Subject to the terms, limitations and exclusions of this Limited Warranty, BATO warrants to the original end user of the Covered Rubber Tracks that if the track becomes unusable for any reason within the manufacturer’s control within twenty-four (24) months from the date of purchase or within 2,000 hours of operation, whichever occurs first, such track will be replaced with an equivalent new Firestone-branded Agricultural Rubber Track on the basis set forth in the section on page 48 titled “Limited Warranty Period and Pro Rata Percentages.”

WHAT IS NOT WARRANTIED

1. Any damage occurring in shipment.
2. Any damage caused during installation.
3. Normal wear and tear.
4. Any damage caused by or attributable to improper undercarriage maintenance, or use of undercarriage components or other components that are not original-equipment-manufacturer (OEM) specification.
5. All Traction Class 3 and All Traction Class 4 Firestone-branded Agricultural Rubber Tracks.

6. Any damage caused by use of the Covered Rubber Tracks on a gear-tooth-drive system (positive-drive system).
7. Any damage caused by or attributable to unauthorized alterations, modifications or repairs (including without limitation any modification or replacement of guide blocks, tread bars, lugs, or other parts or accessories), or failure to comply with BATO recommendations on use or maintenance of the Covered Rubber Tracks.
8. Any damage caused by use in inappropriate environmental conditions, or any other use outside of BATO’s recommendations or specifications.
9. Any damage caused by accident, misuse, abuse, overload, sabotage, neglect, mishandling, misapplication, faulty installation, or Acts of God or nature or other factors beyond BATO’s control.

This Limited Warranty only covers Covered Rubber Tracks that are unserviceable or unusable, and does not cover minor cosmetic deficiencies such as surface cracks, splits and other superficial distress that may impact track appearance but does not render the track unusable or measurably diminish overall life.

This Limited Warranty does not cover the cost of removing the Covered Rubber Track or installing a replacement product.

WARRANTY CLAIMS PROCEDURE

Warranty claims must be submitted with proof-of-purchase of the Covered Rubber Tracks to the nearest BATO Rubber Tracks Products location

within fifteen (15) days after the date of the incident, giving rise to the warranty claim along with photographs of the damaged area. At the sole option of BATO, the Covered Rubber Track must be available for inspection at the claimant's expense. BATO, at its sole discretion, shall examine the Covered Rubber Track and determine whether damage to the Covered Rubber Track was a result of workmanship and, if so, determine the applicable remedy. Warranty claim forms are available from a BATO-authorized distributor or dealer.

LIMITED WARRANTY PERIOD AND PRO RATA PERCENTAGES

If BATO determines a Covered Rubber Track is unusable due to a condition covered by the Limited Warranty during Service Months (as defined on the following page) 0 through 12 and Service Hours 0 through 1,000, and has a Tread Wear Rate (as defined on the following page) of less than 20%, the Covered Rubber Track shall be replaced, without charge, by a new Firestone-branded Agricultural Rubber Track.

If BATO determines the Covered Rubber Track is unusable due to a condition covered by the Limited Warranty after the 12th Service Month, the 1,000th Service Hour or after the Tread Wear Rate is greater than 20%, such Covered Rubber Track shall be eligible for replacement with a new Firestone-branded Agricultural Rubber Track at a prorated purchase price, calculated by the customer's normal buying price multiplied by the Pro Rata Collection Percentage in the table on the following page. The Pro Rata Collection Percentage shall be determined using the Service Months, Service Hours or the Tread Wear Rate, whichever produces the greater Pro Rata Collection Percentage.

Pro Rata Collection Percentage Table

Months of Service or During	Hours of Service	Usable Tread Wear	
		0-20%	>21%
		Pro Rata Collection Percentage is:	
0-12	0-1,000	0%	If Greater Than 20%, Use Actual Usable Tread Wear Rate Percent

At the end of the 24th month or after 2,000 service hours, coverage expires.

Months of Service or During	Hours of Service	Usable Tread Wear				
		0-20%	21-40%	41-60%	61-80%	81-100%
		Pro Rata Collection Percentage is:				
13-24	1,001-2,000	30%	40%	60%	80%	100%

At the end of the 24th month or after 2,000 service hours, coverage expires.

For the purpose of this Limited Warranty, (i) the "Service Month" means the period from the date of purchase (proof-of-purchase required) of the Covered Rubber Track by the original end user to the month in which the Warranty Claim was made; (ii) the "Service Hour" means the actual number of hours of operation from the time the Covered Rubber track has been installed on a piece of equipment; and (iii) "the Tread Wear Rate" means the percentage calculated based on the following formula, of which percentage shall be determined by BATO based on the related information of each item of the following formula:

$$\text{TREAD WEAR RATE} = \frac{A - B}{A - C} \times 100$$

A = “Original Tread Depth” means the depth of the tread bars of the Covered Rubber Track, of which depth is originally designated by BATO at the time of sale.

B = “Average Measured Tread Depth” means the average of the measured depth of the tread bars of the Covered Rubber Track at the time of the claim under this Limited Warranty. Measurement instructions to determine Average Measured Tread Depth can be found in the Firestone Agricultural Rubber Track Manual.

C = “Worn-Out Tread Depth” means the depth of the tread bars of the Covered Rubber Track, which is designated by BATO as the limitation of use and service. The Worn-Out Tread Depth is 10 mm (0.4”) of the original tread.

Claims made under this Limited Warranty are only allowed if the Average Measured Tread Depth is higher than the Worn-Out Tread Depth. If the Average Measured Tread Depth is lower than the Worn-Out Tread Depth, the Firestone-branded Agricultural Rubber Track is considered worn out and is no longer usable, and a new Firestone-branded Agricultural Rubber Track should be purchased at that time.

CONDITIONS AND EXCLUSIONS

Any Covered Rubber Track replaced under the Limited Warranty with a new Firestone-branded Agricultural Rubber Track will be covered for the balance of the original Limited Warranty period. THIS IS THE ORIGINAL END USER’S SOLE

AND EXCLUSIVE REMEDY, AND BATO’S ONLY OBLIGATION, FOR ANY DEFECTIVE FIRESTONE-BRANDED AGRICULTURAL RUBBER TRACK OR ANY BREACH OF WARRANTY WITH RESPECT TO THE FIRESTONE-BRANDED AGRICULTURAL RUBBER TRACK.

WARRANTY DISCLAIMER. OTHER THAN THE LIMITED WARRANTY DESCRIBED ABOVE, BATO MAKES NO EXPRESS OR IMPLIED WARRANTIES, CONDITIONS OR GUARANTEES, INCLUDING WITHOUT LIMITATION ANY IMPLIED WARRANTIES OF MERCHANTABILITY, NONINFRINGEMENT OR FITNESS FOR A PARTICULAR PURPOSE, ALL OF WHICH ARE EXPRESSLY DISCLAIMED AND EXCLUDED.

LIMITATION OF LIABILITY. BATO SHALL NOT BE LIABLE FOR ANY CONSEQUENTIAL, SPECIAL, DIRECT, INCIDENTAL, INDIRECT OR PUNITIVE DAMAGES, OR ECONOMIC LOSS OF ANY KIND (INCLUDING WITHOUT LIMITATION LOSS OF REVENUES OR PROFITS) ARISING OUT OF THE USE OR INABILITY TO USE THE FIRESTONE-BRANDED AGRICULTURAL RUBBER TRACK, WHETHER BASED ON THEORIES OF WARRANTY, CONTRACT, NEGLIGENCE, STRICT LIABILITY OR OTHERWISE, AND REGARDLESS OF WHETHER BATO HAS BEEN ADVISED OF THE POSSIBILITY OF SUCH DAMAGES. BATO’S LIABILITY FOR ANY DEFECTIVE FIRESTONE-BRANDED AGRICULTURAL RUBBER TRACK SHALL NOT IN ANY EVENT EXCEED THE PURCHASE PRICE FOR SUCH FIRESTONE-BRANDED AGRICULTURAL RUBBER TRACK.



FARM HARD
Firestone