

AGRICULTURE & FORESTRY TIRES RANGE
GALAXY* | *PRIMEX



6 Continents. Over 115 Countries. The Global Leader in Off Highway Tires.



MISSION

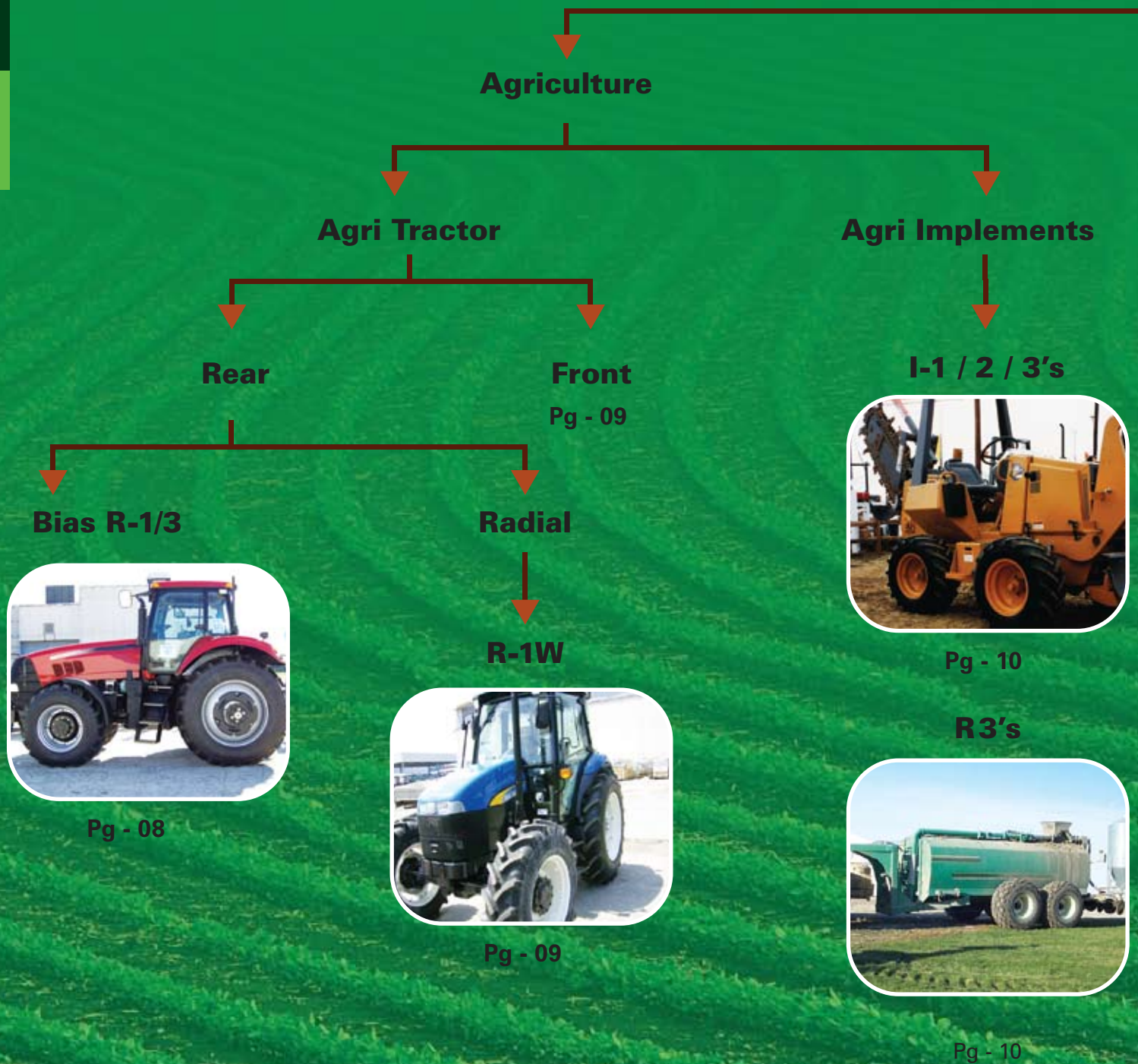
Our mission is to design, manufacture and deliver a comprehensive line of Application Specific - Purpose Built tires, with a special focus on the work-tire segment of the industry. This will be achieved through a continued investment in technical know-how and technology, which will enable us to deliver the best tire for any given application.

Galaxy and Primex will continue to be our flagship brands, with both lines competing in the work-tire category. With these brands Alliance Tire Group will execute its mission with integrity and an unparalleled commitment to its customers.

GALAXY | PRIMEX

Application Specific. Purpose Built

AGRICULTURAL, FLOTATION



Pg - 08



Pg - 09



Pg - 10



Pg - 10

AND FORESTRY TIRE RANGE

Flotation

Forestry

**Fertilizer / Spreader
Traction Flotation**

**Logger / Grapple
Skidders**



Pg - 13

Pg - 15

**HF's / 13's
Low Soil Compact Flotation**

**Cut to Length machines /
Forwarders**



Pg - 13

Pg - 15

Metric Flotation

Boggies Skidders



Pg - 13

Pg - 15

AGRICULTURAL TIRES

Galaxy and Primex brands tires are engineered to outperform in the demanding agricultural workplace environment. Easy on the environment, but tough on the job. Galaxy agricultural tires offer premium tread depths and exceptional carcass construction.



AGRICULTURE

BIAS REAR TRACTOR

GALAXY SUPER TRACTOR R-1



9.5-16
30.5-32
18.4-42
20.8-42

GALAXY AGRI TRAC R-1



23.1-26

GALAXY GATOR GRIP R-1



11.2-24
14.9-24
11.2-38
* for irrigation equipment

GALAXY EARTH-PRO R-1



8.3-24
9.5-24
11.2-24
12.4-24
13.6-24
14.9-24
16.9-24
11.2-28

12.4-28
13.6-28
14.9-28
16.9-28
16.9-30
18.4-30
30.5-32
18.4-34
11.2-38
12.4-38

13.6-38
15.5-38
18.4-38
20.8-38

GALAXY AG STAR R-1



7-14
7-16
8-16

GALAXY AGRI TRAC II



7-14
9.5-20
9.5-22
8.3-24
9.5-24
11.2-24
12.4-24

13.6-24
14.9-24
16.9-24
16.5/85-24
18.4-26
23.1-26
11.2-28

12.4-28
13.6-28
14.9-28
16.9-28
16.5/85-28
14.9-30
16.9-30

18.4-30
12.4-32
16.9-34
18.4-34
15.5-38
16.9-38
18.4-38

23.1-30
12.4-36
12.4-38
13.6-38
14.9-38
20.8-38

GALAXY DIAMOND TREAD R-3



13.6-16.1
14.9-24
16.9-24
18.4-26
23.1-26
28L-26
24.5-32
715/80-32

AGRICULTURE

RADIAL REAR TRACTOR

GALAXY EARTH-PRO R-1W



280/85R24
320/85R24
340/85R24
380/85R24
420/85R24
320/85R28
340/85R28
380/85R28

420/85R28
380/85R30
420/90R30
420/85R30
460/85R30
380/85R34
420/85R34
460/85R34

420/85R38
460/85R38
520/85R38
480/80R42
520/85R42
480/80R46
520/85R46

GALAXY EARTH-PRO R-1W 70 SERIES



320/70R24
360/70R24
380/70R24
420/70R24
320/70R28
360/70R28

380/70R28
420/70R28
480/70R28
420/70R30
480/70R30
520/70R30

480/70R34
520/70R34
480/70R38
520/70R38
580/70R38

FRONT TRACTOR

GALAXY FRONT FARM F-2 AND F-2M



F-2



F-2M

5.00-15
5.50-15
9.5L-15
5.50-16
600-16

650-16
750-16
1000-16
1100-16
14L-16.1

7.50-18
4.00-19
6.00-19
7.50-20

AGRICULTURE

IMPLEMENT

GALAXY LO-PRO HIGH FLO I-3



10.0/75-15.3
11.5/80-15.3
12.2/80-15.3
400/60-15.5
15.0/55-17
19.0/45-17
500/50-17
12.5/80-18
13.0/65-18

GALAXY I-1



9.5L-14
11L-14
6.70-15
760-15
9.5L-15

11L-15
12.5L-15
31X1350-15
12.5L-16
14L-16.1

16.5L-16.1
19L-16.1
21.5L-16.1
380/95-32

GALAXY AGRI STAR I-3



15.5/80-24

GALAXY IMPMASTER 350 FI



9.5L-15
11L-15
12.5L-15

GALAXY STUBBLE PROOF RIB



9.5L-15
11L-15
12.5L-16.5
32X1550-16.5

GALAXY STUBBLE PROOF R-3/I-2



31X1350-15

GALAXY SUPER SOFT R-3



22.5L-16.1





FLOTATION TIRES

Galaxy and Primex brands terra tires are built to excel in this demanding workplace. Easy on the environment, but tough on the job, Primex offers superb carcass construction, premium tread depths, and excellent flotation characteristics.



FLOTATION

PRIMEX TERRA BLASTER



48X2500-20
48X3100-20

PRIMEX TERRA TURBO



42X2500-20
48X2500-20
48X3100-20
66X4300-25
73X4400-32

PRIMEX IMP TRAK METRIC I-3



550X60-22.5
500X60-22.5
600X50-22.5
600X55-22.5
700X40-22.5
700X50-22.5

PRIMEX TERRA TRAK METRIC HF-2



500X60-22.5
600X50-22.5

PRIMEX GEORIDER SBX HF-1



66X4400-25

PRIMEX HF-1



66X4400-25

GALAXY SUPER SOIL SOFTEE



850/50R32

GALAXY HONEY WAGON




725/65-26



FORESTRY TIRES

Primex LogStomper tires feature the latest tire technology including proprietary SteelFlex Construction. This design combines the best features of Aramid fiber and Steel for dramatic resistance to tread and sidewall penetration.

LogStompers are available in the widest range of sizes, patterns and construction configurations in the industry. LogStompers are available for log skidder and cut-to-length (CTL) operations.



FORESTRY

PRIMEX LOG STOMPER EXTREME



23.1-26
28L-26
30.5-32
35.5-32

PRIMEX LOG STOMPER FX23



23.1-26
28L-26
24.5-32
30.5-32
35.5-32

PRIMEX LOG STOMPER FX23 HF-4



78X4500-32

PRIMEX LOG STOMPER SUPER FLOTATION HF-4



66X4300-25
67X3400-25
66X4300-26
67X3400-26

PRIMEX LOG STOMPER FX STEELFLEX HF-4



73X5000-32

PRIMEX LOG STOMPER STEELFLEX LS-2



18.4-26
16.9-30
18.4-30
18.4-34
18.4-38

PRIMEX BUSHMASTER



18.4-34

PRIMEX LOG STOMPER SUPER HIGH FLOTATION HF-3



68X5000-32
68X6000-32
68X7000-32

PRIMEX METRIC STEELFLEX HF-2



500X60-22.5
600X50-22.5
700X45-22.5
600X55-26.5
700X50-26.5
750X55-26.5
800X40-26.5
600X60-30.5
700X50-30.5
800X45-30.5

PRIMEX LOGSTOMPER




750X55-26.5
600X65-34
700X55-34
700X70-34



ABOUT ALLIANCE TIRE GROUP

Alliance Tire Group specializes in the development, manufacturing, and marketing of Agriculture, Forestry, Construction, Industrial, Earth Moving, and OEM applications under Alliance, Galaxy and Primex Brands.

Backed by nearly 60 years of experience, Alliance Tire Group serves customers in 120 countries and offers a full spectrum of products, from basic entry-level tires to a broad range of superior quality value-added products. All of the Group's tires are developed and tested at its advanced R&D centers.



OFFICES:

ATC Tires India Pvt. Ltd.

Plot No. A-39, Road No. 11, Wagle Industrial Estate MIDC, Thane - 400 604 Maharashtra - India Tel: +91 22 2583 8451

Alliance Tire Company Ltd.

PO BOX No. 48
Hadera 38100 Israel.
TEL: 972 4 624 0520
FAX: 972 4 624 0555

Alliance Tire Europe BV

Vang 14A, 3320
PO BOX: 149, 4660AC
Halsteren, The Netherlands
Tel: +31 (0) 164 676270
Fax: +31 (0) 164 676289

Alliance Tire Americas Inc.

201 Edgewater Drive, Suite 285
Wakefield, MA 01880
Tel: 781-321-3910
Toll Free: 800-343-3276
Fax: 781-322-2147

Alliance Tire Africa (Pty) Ltd.

PO BOX 19094, Linton Grange
Port Elizabeth, 6015, ZA
Tel: 27 41 3651097
Fax: 27 41 3653304

After Market Sales:

TENNESSEE

750 Old Hickory Blvd.
Two Brentwood Commons,
Suite 260
Brentwood, TN 37027
Tel: 615-712-6280
Toll Free: 877-978-4737
Toll Free Fax: 888-371-6195

TEXAS

9700 West Wingfoot Road
Houston, TX 77041
Tel: 713-227-2800
Toll Free: 800-999-5775
Fax: 713-227-4505

ALABAMA

800 Watterson Curve, Suite 101
Trussville, AL 35222
Tel: 205-322-7001
Toll Free: 800-777-9926
Fax: 205-655-6827

TENNESSEE

5838 Advantage Cove
Memphis, TN 38141
Tel: 901-795-4232
Toll Free: 866-848-8473
Fax: 901-795-4234

Media contact: contact@atgtire.com

Regional offices & representatives

Argentina • Australia • Brazil • Canada • China • France • Germany • Iberia • Israel • India • Italy • Scandinavia • South Africa • The Netherlands • USA

ALLIANCE | **GALAXY** | **PRIMEX**

INDUSTRIAL, CONSTRUCTION & EARTHMOVER TIRES RANGE
GALAXY* | *PRIMEX

6 Continents. Over 115 Countries. The Global Leader in Off Highway Tires.



MISSION

Our mission is to design, manufacture and deliver a comprehensive line of Application Specific - Purpose Built tires, with a special focus on the work-tire segment of the industry. This will be achieved through a continued investment in technical know-how and technology, which will enable us to deliver the best tire for any given application.

Galaxy and Primex will continue to be our flagship brands, with both lines competing in the work-tire category. With these brands Alliance Tire Group will execute its mission with integrity and an unparalleled commitment to its customers.

GALAXY | PRIMEX

Application Specific. Purpose Built

INDEX

INDUSTRIAL, CONSTRUCTION

SKIDSTEER



Pg - 06

CONTRACT UTILITY

BACKHOE



Pg - 09

UTILITY TRACTOR



Pg - 10

TRENCHER



Pg - 11

YARD CRANES & TELEHANDLERS



Pg - 11

EXCAVATORS & UNIMOG



Pg - 11

& EARTHMOVER TIRES RANGE

INDUSTRIAL, CONSTRUCTION



Pg - 12

OFF-THE-ROAD

TELEHANDLER



Pg - 16

GRADER



Pg - 17

LOADER



Pg - 17

CRANES



Pg - 17

PORT APPLICATIONS



Pg - 18

PAVING



Pg - 19

MINING



Pg - 19

SKIDSTEER & CONTRACT UTILITY

Skid Steer service is very demanding on tires. Steel reinforcement, heavy duty sidewalls and rim guard protection are just a few of the special features you'll find on many of Galaxy and Primex brands skid steer tire offering.

Galaxy has been recognized as the market leader in premium skid steer tires for over 14 years. Galaxy and Primex brands skid steer tires have what it takes to out perform your expectations, and they're available for virtually any application you can imagine.



SKIDSTEER & CONTRACT UTILITY

SKIDSTEER

GALAXY BEEFY BABY R-4



27X8.50-15
27X10.50-15
10-16.5
12-16.5
14-17.5
15-19.5

GALAXY HIPPO R-4



27X1250-15
31X1550-15
31.5X1300-16.5
33X1550-16.5

GALAXY KING KONG L-4



10-16.5
12-16.5

PRIMEX GRIPSTEEL II L-4+



10-16.5
12-16.5

GALAXY MIGHTY MOW R-3



10-16.5
12-16.5
33X1550-16.5

PRIMEX BOSSGRIP R-4



5.70-12 *
23X850-12
27X850-15
27X1050-15
10-16.5
12-16.5
33X1550-16.5
14-17.5
15-19.5
* Under Development

PRIMEX SPYDER GRIP R-4



10-16.5
12-16.5

GALAXY HULK L-5



10-16.5
12-16.5
33X1550-16.5
14-17.5

GALAXY XD - 2010



10-16.5
12-16.5



SKIDSTEER & CONTRACT UTILITY

BACKHOE

GALAXY INDUSTRIAL RIB ULTRA F-3



11L-16

GALAXY SUPER INDUSTRIAL RIB F-3



14.5/75-16.1

GALAXY WORKSTAR F-3



11L-15
11L-16

GALAXY BEEFY BABY R-4



10-16.5
12-16.5
10.5/80-18
12.5/80-18

PRIMEX SLGII R-4



10.5/80-18
12.5/80-18
10.5-20
12.5-20

PRIMEX MEGA TRACK R-4



12.5/80-18

GALAXY HULK & JUMBO HULK



10-16.5
12-16.5
16.9-24
19.5L-24

GALAXY SUPER INDUSTRIAL LUG R-4



320/80-18 (12.5/80-18)
400/70-20 (16/70-20)
14.9-24
16.9-24
17.5L-24
19.5L-24
18.4-24
21L-24
480/80-26 (18.4-26)

440/80-28 (16.9-28)
18.4-28
21L-28
16.9-30



SKIDSTEER & CONTRACT UTILITY

BACKHOE

GALAXY MAGNA TRACK UT77



320/80-10 (12.5/80-18)
400/70-20 (16/70-20)
400/70-24 (16/70-24)
400/80-24 (15.5/80-24)
480/80-26 (18.4-26)
440/80-28 (16.9-28)

PRIMEX RAZORBACK GX R-4



14.9-24
16.9-24
17.5L-24
18.4-24
19.5L-24
21L-24
16.9-28

GALAXY MAGNA TRACK UT88



460/70 R24
500/70 R24

CONSTELLATION R4



14.9-24
16.9 - 24
17.5L-24
19.5L-24
21L-24
16.9-28
18.4-28
16.9-30

GALAXY EZ RIDER



16.9-14
14.9-24
16.9-24
17.5L-24
19.5L-24
21L-24
18.4-26
16.9-28



UTILITY TRACTOR

GALAXY SUPER INDUSTRIAL LUG R-4



25x8.50-14
15-19.5


GALAXY MARATHONER R-4



18X850-8
20X10-10
26X12-12
25X850-14
27X850-15
29X1250-15
10-16.5
12-16.5
14-17.5

12.5/80-18
15-19.5
43X1600-20

GALAXY MIGHTY MOW R-3



18X850-8
20X10-10
23X850-12
26X12-12
24X850-14
27X850-15
27X850-15
27X1050-15
29X1250-15

10-16.5
12-16.5
33X1550-16.5
41X1400-20
44X1800-20
17.5L-24



SKIDSTEER & CONTRACT UTILITY

TRENCHER

GALAXY SUPER TRENCHER I-3



23X1050-12
26X12-12
29X1250-15
31X1550-15
35X19-16.1
38X18-20

PRIMEX TRENCHER I-3



26X12-12
31X1550-15



YARD CRANES & TELEHANDLERS

GALAXY JUMBO BEEFY BABY



18-19.5
15-22.5
18-22.5

GALAXY SUPER HIGH LIFT R-1



700-12
10/75-15.3
11.5/80-15.3
15/55-17
12.5/80-18
16/70-20
15.5/80-24
17.5L-24



EXCAVATORS & UNIMOG

GALAXY EXCAVATOR



9.00-20*
10.00-20
11.00-20*
* Under development

GALAXY MPT



12.5-20



INDUSTRIAL & CONSTRUCTION

Galaxy and Primex brands have successfully proven themselves in the market by outperforming on Industrial and Construction equipment around the globe.

Proprietary compounds that offer excellent tread wear characteristics in a variety of conditions, reinforcement that resists unexpected impacts, cuts and abrasions and rim guards that repel foreign objects are what makes Galaxy and Primex brands leaders in Industrial and Construction tires.



INDUSTRIAL & CONSTRUCTION

GALAXY YARDMASTER ULTRA



500-8	700-15
15x4.5-8	750-15
18x7-8	825-15
600-9	28X9-15
650-10	355/65-15
23x9-10	750-16
700-12	900-20
27x10-12	1000-20
250-15	11.00-20
300-15	1200-20

PRIMEX LIFTMATE



600-9
650-10
700-12
700-15
28X9-15
825-15

GALAXY DOUBLE WIDTH LUG L-3



825-15

GALAXY BOSSLIFT II



1200-20



OFF THE ROAD TIRES

Galaxy and Primex brands off-the-road tires deliver on the promise of advanced performance, with excellent road wear characteristics and maximum traction for a variety of conditions. Special design features resist unexpected impacts, cuts and penetration for long-lived performance.

On the construction site, in the mine, or on the quarry, more and more professionals are relying on Galaxy and Primex to carry them through.



OTR

TELEHANDLER

GALAXY GIRAFFE XLW



13.00 - 24
14.00 - 24
15.5 - 25
17.5 - 25

PRIMEX G3000 G-2 / L-2



13.00 - 24
14.00 - 24

PRIMEX GRADE ROCK XT G-3



13.00 - 24



OTR

EARTHMOVER-LOADER-GRADER

GALAXY GIRAFFE TREAD B L-2



13.00 - 24
15.5 - 25
17.5 - 25
20.5 - 25

PRIMEX DYNAGRIP PLUS L-2/G-2



13.00 - 24
14.00 - 24
16.00 - 24
17.5 - 25
20.5 - 25

PRIMEX GRADEMAX G-2



13.00 - 24
14.00 - 24
15.5 - 25
17.5 - 25
20.5 - 25

GALAXY SUPER MUD & SNOW G-2



14.00 - 24
17.5 - 25

GALAXY ROCK LUG RADIAL E-2



14.00R24

GALAXY ROCK MINE LUG E-3



9.00 - 20
10.00 - 20
11.00 - 20
12.00 - 20

GALAXY PREMIUM ROCK LUG E-3/L-3



17.5 - 25
20.5 - 25
23.5 - 25
26.5 - 25
29.5 - 25
29.5 - 29

PRIMEX DNRZ II E-3 / L-3



12.00 - 24
14.00 - 24
16.00 - 24
14.00 - 25
15.5 - 25
18.00 - 25

PRIMEX ROCK STAR E-3 / L-3



14.00 - 24
14.00 - 25
15.5 - 25
17.5 - 25
20.5 - 25
23.5 - 25

PRIMEX DNRS E-3 / L-3



29.5 - 25
29.5 - 35
33.25 - 35
37.25 - 35

GALAXY DOUBLE WIDTH LUG E-4



9.00 - 20
10.00 - 20
11.00 - 20
12.00 - 20
12.00 - 24
14.00 - 24

PRIMEX EXR - 300



26.5 - 25
29.5 - 25

OTR


EARTHMOVER-LOADER-GRADER

GALAXY E-4	
UNDER DEVELOPMENT	18.00 - 25
	18.00 - 33
	24.00 - 35

PRIMEX ROCK LUG EXTRA TREAD E-4/ L-4	
	14.00 - 25

PRIMEX SUPER DIRT N ROCK E-4/ L-4	
	23.5 - 25
	26.5 - 25
	29.5 - 25

PRIMEX SDR ZXD E-4	
	16.00 - 25
	18.00 - 25
	18.00 - 33
	21.00 - 35
	24.00 - 35

PRIMEX RSS E - 4	
	18.00 - 33

PORT APPLICATIONS

GALAXY SUPER SMOOTH L-4S	
	16.00 - 25
	18.00 - 25

GALAXY HM350/400S/450E	
	12.00 - 24
	14.00 - 24
	16.00 - 25
	18.00 - 25*
	18.00 - 33
	*Also available in HM 400S Smooth

GALAXY RADIAL PORT L-4	
	10.00 R - 20
	11.00 R - 20
	12.00 R - 20
	14.00 R - 20
	12.00 R - 24
	14.00 R - 24
	16.00 R - 25
	18.00 R - 25
18.00 R - 33	

PRIMEX HARBOURMASTER SS IND 4	
	18.00 - 25

PRIMEX HARBOURMASTER SXMH IND 3 & IND 4	
	12.00 - 20
	14.00 - 24
	16.00 - 25
	18.00 - 25
	21.00 - 25
	24.00 - 29
	18.00 - 33
	21.00 - 35



OTR PAVING

GALAXY SMOOTH COMPACTOR C-1



750 - 15
11.00 - 20
14X70 - 20
23.1 - 26

PRIMEX SMOOTH ROLLER C-1



750 - 15
8.5X90-15
900-20
1100 - 20

PRIMEX SMOOTH TRACK



750 - 20

GALAXY SUPER PAVER E-7



1400 - 20
1800 - 25
2100 - 25

MINING

GALAXY SUPER SEVERE MINE SERVICE DWL L-6



900 - 20
12.00 - 20
17.5 - 25

GALAXY TRASHMASTER L-6S



26.5 - 25
35X65-33

GALAXY SUPER SEVERE L-5S



12.00 - 20
12.00 - 24
14.00 - 24
17.5 - 25
18.00 - 25
20.5 - 25 L5
23.5 - 25*
26.5 - 25
29.5 - 25
35/65 - 33 L5
* under development

PRIMEX L-5



750 - 16
17.5 - 25
20.5 - 25
23.5 - 25
26.5 - 25
29.5 - 25
29.5 - 29
35X65-33

PRIMEX L-5S



950 - 20 23.5-25
10.00-20 26.5-25
12.00-20 29.5-25
12.00-24 29.5-29
14.00-24 35X65-33
17.5-25
18.00-25
20.5 - 25
21.00 - 25

GALAXY KING OF COAL L-4




8.25 - 15
32X15-15
35X15-15
38X16-15
35X15-16
14.00 - 20
44X18.50-20
50X20-20



ABOUT ALLIANCE TIRE GROUP

Alliance Tire Group specializes in the development, manufacturing, and marketing of Agriculture, Forestry, Construction, Industrial, Earth Moving, and OEM applications under Alliance, Galaxy and Primex Brands.

Backed by nearly 60 years of experience, Alliance Tire Group serves customers in 120 countries and offers a full spectrum of products, from basic entry-level tires to a broad range of superior quality value-added products. All of the Group's tires are developed and tested at its advanced R&D centers.



OFFICES:

ATC Tires India Pvt. Ltd.

Plot No. A-39, Road No. 11, Wagle Industrial Estate MIDC, Thane - 400 604 Maharashtra - India Tel: +91 22 2583 8451

Alliance Tire Company Ltd.

PO BOX No. 48
Hadera 38100 Israel.
TEL: 972 4 624 0520
FAX: 972 4 624 0555

Alliance Tire Europe BV

Vang 14A, 3320
PO BOX: 149, 4660AC
Halsteren, The Netherlands
Tel: +31 (0) 164 676270
Fax: +31 (0) 164 676289

Alliance Tire Americas Inc.

201 Edgewater Drive, Suite 285
Wakefield, MA 01880
Tel: 781-321-3910
Toll Free: 800-343-3276
Fax: 781-322-2147

Alliance Tire Africa (Pty) Ltd.

PO BOX 19094, Linton Grange
Port Elizabeth, 6015, ZA
Tel: 27 41 3651097
Fax: 27 41 3653304

After Market Sales:

TENNESSEE

750 Old Hickory Blvd.
Two Brentwood Commons,
Suite 260
Brentwood, TN 37027
Tel: 615-712-6280
Toll Free: 877-978-4737
Toll Free Fax: 888-371-6195

TEXAS

9700 West Wingfoot Road
Houston, TX 77041
Tel: 713-227-2800
Toll Free: 800-999-5775
Fax: 713-227-4505

ALABAMA

800 Watterson Curve, Suite 101
Trussville, AL 35222
Tel: 205-322-7001
Toll Free: 800-777-9926
Fax: 205-655-6827

TENNESSEE

5838 Advantage Cove
Memphis, TN 38141
Tel: 901-795-4232
Toll Free: 866-848-8473
Fax: 901-795-4234

Media contact: contact@atgtire.com

Regional offices & representatives

Argentina • Australia • Brazil • Canada • India • France • Germany • Iberia • Israel • Italy • Scandinavia • South Africa • The Netherlands • USA

ALLIANCE | **GALAXY** | **PRIMEX**