


ZETOR PROXIMA

PROXIMA CL, PROXIMA GP, PROXIMA HS



Tractor is Zetor. Since 1946.

Zetor

ZETOR PROXIMA

YOUR VERSATILE COMPANION

The most popular ZETOR tractors, the PROXIMA series, have achieved popularity thanks to their versatility, reliability and robust design. The series meets exacting customer demands in farming and forestry as well as municipal services.



1. The new look is down to new plastics technology, which provides greater heat resistance and UV stability.



2. The new bonnet design brings better heat dissipation from the tractor's engine compartment.




3. Use of new headlights means illumination of a larger working area and offers greater luminosity.



4. The new indented shape of the roof gives a better view from the cabin (for instance, when working with a front loader). Use of new technologies ensures better heat resistance and UV stability. Roof meets FOPS protection standards.



5. The innovated air-conditioning and heating system offers a significant improvement in their efficiency.



6. Perfect safety is ensured by the braking system on all wheels with a brake booster.



7. The newly shaped sunroof ensures adequate ventilation of the cabin and guarantees a good view of the front loader. The window is equipped with a sun visor and meets FOPS protection standards.

PERFORMANCE

With their combination of genuine horsepower inside the engine and a powerful gearbox, PROXIMA tractors deliver high power levels for use in every situation.

ENDURANCE

A simple, robust design makes PROXIMA tractors reliable tractors even in the most severe conditions.

TOTAL COST OF OWNERSHIP

By combining versatility and low operating costs, the PROXIMA family achieves great working efficiency.

NEW DESIGN

The ZETOR PROXIMA is another tractor which is based on the design concept from the Italian Pininfarina studio. The resulting product has a high aesthetic value and proudly represents the new, iconic vision of the ZETOR brand. The negative bonnet incline, dominant shape of the front panel, location and shape of headlights, and shifting the ZETOR logo to the front panel centre form a unique, vivid impression.

ENGINE

PROVEN BY GENERATIONS OF USERS

The exceptional popularity of ZETOR engines is based on low fuel consumption, high reliability and simple design – these reward the customer not only with low operating costs but also great reliability, and low maintenance and service requirements. Tractors with these engines therefore rank among the most economical in the market.

The excellently high torque rise lends the ZETOR engines resiliency and allows them to work at low revolutions under high loads without the need of frequent gear change.

Category T2 PROXIMA tractors use engines with Stage IIIB emission level, only equipped with a DPF filter (without urea need).

- IN-HOUSE DEVELOPMENT AND MANUFACTURE
guaranteed precise workmanship using quality materials
- LOW CONSUMPTION
ensures a very low fuel consumption
- MECHANICAL INJECTION PUMP
reliable and trouble-free operation, long service life
- TWO BALANCE SHAFTS
reduce vibrations and make the engine run more smoothly
- NO POWERBOOST
ZETOR engines have full power available regardless of what speed the tractor is travelling or whether the PTO has been engaged
- ENVIRONMENTALLY FRIENDLY OPERATION
Tractors meet the current emission limits



ZETOR tractors do not use power boost, i.e. power available only under certain conditions. Full power is always available regardless of load.

GEARBOXES

A SOLUTION FOR EVERYONE

Gearboxes for the PROXIMA series are manufactured at the ZETOR TRACTORS a.s. manufacturing facility. Making them in-house enables control over quality, design and configuration. The use of high-quality materials ensures great endurance and a long service life.


PROXIMA CL is equipped with a fully synchronised transmission with 12 forward and 12 reverse gears and a mechanical reverser. Thanks to its simplicity and durability, tractor is perfectly suited for hard work. PROXIMA CL can be optionally equipped with the super creeper transmission (20/4 gears) which has the lowest travelling speed 0.22 kph (at 2,200 rpm rated engine speed).

PROXIMA GP is an option for customers seeking a more modern design, greater power and comfort. This version contains 16/16 speeds transmission with a two-stage torque multiplier.

PROXIMA HS offers the highest level of power in the PROXIMA family, featuring 24/24 speeds, a three-stage torque multiplier and the modern PowerShuttle design for increased comfort – changing the direction of travel under load.

- IN-HOUSE PRODUCTION
control and enforcement of high quality standards
- SERVICE LIFE
high-quality and durable materials ensure long service life
- VARIABILITY OF THE RANGE
solution tailored to customer's needs
- GEAR RATIO
optimizes power to weight ratio
- COMFORT
simple and comfortable shifting
- PTO GROUND SPEED
offered as a standard

1. PowerShift
– three-stage torque multiplier
2. PowerShuttle
– synchro shuttle clutch
3. Four basic synchronized gears
4. Reduction gearbox
5. Wet disk clutch of the rear PTO – 540/1,000 rpm or 540/540E



PROXIMA HS gearbox



PowerClutch

Clutch button on gear shift lever (PROXIMA HS)



PowerShift

Three-stage torque multiplier (PROXIMA HS)



PowerShuttle

Hydraulic reverser (PROXIMA HS)

HYDRAULICS

RELIABLE CONTROL AT EVERY TURN

ZETOR was the first to offer the **HITCHTRONIC** function – a subsequent winner of many awards. The Bosch electro-hydraulic system is fitted with the HitchTronic function, a unique system to automatically control the rear three-point hitch. When using this system, there is no need to set up different types of regulation or combinations. Only the implement working depth must be set-up. When the implement attached to the rear threepoint hitch reaches the set depth, the control system measures soil resistance, and this value is used as the initial value for the automatic hitch control.

For your comfortable work with implements the PROXIMA HS/GP tractors may be equipped with an optional up to 4-section distributor and an EHR Bosch with HitchTronic function.

- OUTER LIFTING CYLINDERS ONLY
no inner cylinder
- GOOD LIFTING FORCE CURVE
- GOOD SERVICEABILITY
- HOOKS ON ARM ENDS
no overhung pin
- LOWERING CONTROL WITH HYDRAULIC LOCK FUNCTION
- SENSITIVE LOWERING OF IMPLEMENTS AND SAFE TRANSPORT
- AUXILIARY DISTRIBUTOR
integrated right on the hydraulic top cover
- SCV WITHOUT KICK-OUT
have a mechanical slide valve lock in end working positions
- BOWDEN CABLE CONTROLLERS
with mechanical lock of the "N" position using a moving collar
- EXTERNAL THREE-POINT HITCH CONTROL ALLOWING FINE ADJUSTMENT
increased comfort when mounting implements

- Maximum lifting force 46 kN
- Hydraulic quick couplers (2-4 sections)
- Mechanical lock in the neutral position of the distributor (sections without the kick-out)
- Three-point hitch controlled flow rate
- Infinite external control of lower link arms
- Suction filter at the hydraulic pump intake
- Top link sensing (draft control)
- All hydraulic controls are external (including hydraulic distributor)



CAB

COMFORT AND ROOMY

Cabs have been designed to be ergonomic, comfortable and safe. They feature plenty of space around the driver and optimum all-round visibility. The operator has an excellent view and control over the implements being used. This also includes a view of the front loader through the roof hatch.

The ZETOR seat provides ergonomic and comfortable sitting. Two seat options are available – seat with mechanical suspension or seat with pneumatic suspension. Each PROXIMA tractor is equipped with easily foldable passenger seat with automatic safety belt.

To control the tractor is easy and very intuitive. All controls are always at hand.



Completely new dashboard with color display improves clarity and awareness of information given to the driver. All important data are placed in one place.



The roof window ensures the good visibility during the work with a front loader.

ZETOR ORIGINAL SPARE PARTS

ZETOR TRACTORS a.s. secures the world-wide sale of original ZETOR spare parts for the warranty and post-warranty service of ZETOR tractors through its distribution network. The quality of spare parts is continually checked during production and is identical to the quality of the parts used in the assembly of new products.

The original parts include all improvements and innovations ensuring the full restoration of the operational and utility characteristics of the repaired machine. The authenticity of the supplied spare parts is secured by packing in original packing with a unique identification number.

- ZETOR spare parts attain high quality for reasonable prices.
- In order to maintain the high lifetime of the tractor, we recommend using only original ZETOR spare parts.



ZETOR original spare parts are available only through ZETOR authorised dealers. For more information, visit www.zetor.com/sales-and-service-network

ZETOR ORIGINAL OILS

For ZETOR tractors we recommend original oils, which are identical to the oils the tractors are filled with from the factory.

ZETOR Oils may be purchased through our sales and service network.

- Engine oils
- Transmission oils
- Front axle oil
- Hydraulic oil

Extend the lifetime of your tractor by using ZETOR original oils.



DEVELOPED AND MANUFACTURED IN THE HEART OF EUROPE

MORE THAN ONE MILLION CUSTOMERS CANNOT BE WRONG

PRODUCTION

The manufacturing base of ZETOR tractors, engines and transmission is concentrated in the Czech Republic. The background of our own development and manufacturing centre contributes to the ultimate quality of the offered products and enables the effective management of innovation development and application. ZETOR TRACTORS a.s. is a corporately responsible company that emphasises the quality of its products, ecology and protection of the environment. These principles are guaranteed by the ISO 9001 quality certificate, which the company has acquired.



Since the beginning of the production of ZETOR brand tractors in 1946, more than 1.3 million units have been made, with the majority of these units being exported to over 130 countries around the world.

DEVELOPMENT

The technical section forms the long-term and stable research, development and testing background of ZETOR TRACTORS a.s. It represents the high professional level of the research staff team, which uses their extensive knowledge base and experience in the field, supported by cutting-edge technologies. It secures the comprehensive and systematic research and development of the manufacturing programme – from concept, design, assembly, and the production of functional samples and prototypes all the way to lab tests and operation tests of the tractors and engines.



ZETOR PROXIMA

MODEL	UNITS	PROXIMA CL				PROXIMA GP				PROXIMA HS				
		80	90	100	110	80	90	100	110	80	90	100	110	120
ENGINE														
Type	•	Stage III B												
Max. / Rated power (ECE R120)	kW	55.6	64.4	70.4	78.4	55.6	64.4	70.4	78.4	55.6	64.4	70.4	78.4	86.2
	HP	75.6	87.6	95.7	106.6	75.6	87.6	95.7	106.6	75.6	87.6	95.7	106.6	117.2
Rated Speed	rpm	2200												
No. of Cylinders / Valves	•	4/16												
Aspiration	•	Turbocharged												
Bore / Stroke	mm	105/120												
Displacement	cm ³	4,156												
Max. Torque	Nm	334.8	364.4	428.4	449.4	334.8	364.4	428.4	449.4	334.8	364.4	428.4	449.4	493
Torque Rise	%	35	38	46	40	35	38	46	40	35	38	46	40	37
TRANSMISSION														
Type	•	Reversing 6-stage with 2 ranges				Reversing 4-stage with 2 ranges								
Number of Gears (F/R)	•	12/12 Super creeper gears 20/4				16/16				24/24				
Reverser	•	Mechanical (SynchroShuttle)				Electrohydraulic (PowerShuttle)								
Multiplier	•	-				2-stage (PowerShift)				3-stage (PowerShift)				
Clutch Button	•	-				Clutch button located on the shift lever (PowerClutch)								
Shifting	•	Fully Synchronized												
Max. Speed	km/h	30 or 40				40								
PTO														
Type	•	Independent and ground speed				Independent and ground speed, wet multi-plate clutch								
Rear PTO Revolutions	rpm	540/1,000 or 540/540E												
Front PTO Revolutions ^{OPT}	rpm	1,000												
Max. Power of Front PTO ^{OPT}	kW	45				60								
HYDRAULICS														
Type	•	Mechanical with regulation												
Gear Pump Capacity	l/min	50 or 60 ^{OPT}												
Rear Hydraulic remotes (Quickcouplers)	•	4+1 or 6+1 ^{OPT}				4+1 or 6+1 ^{OPT} or 8+1 ^{OPT} (only with EHR)								
Operating Pressure	MPa	18												

MODEL	UNITS	PROXIMA CL				PROXIMA GP				PROXIMA HS				
		80	90	100	110	80	90	100	110	80	90	100	110	120
THREE-POINT HITCH														
Type	•	Category II												
Control	•	Mechanically controlled (MHR)				Mechanically controlled / Electro-hydraulics Bosch ^{OPT} with HitchTronic (EHR)								
Max. Lift Capacity	kN	46												
Lifting Capacity in full range	kN	39,7												
CAB														
Roof with sunroof	•	Standard / Sunroof with FOPS protection ^{OPT}												
Driver's Seat	•	Mechanically suspended with safety belt / Pneumatically suspended with safety belt ^{OPT}												
Passenger Seat	•	Standard (with automatic safety belt)												
Heating	•	Standard												
Air-Conditioning	•	OPT												
Heated Mirrors and Rear Defroster	•	OPT												
Pre-Wiring for Radio / Radio	•	Standard / OPT												
Steering Wheel	•	Fixed / Adjustable (tiltable and telescopic)				Adjustable (tiltable and telescopic)								
UNDERCARRIAGE														
Drive System	•	4WD												
Steering	•	Hydrostatic												
Operating brakes	•	By connecting front driven axle (for 30 km/h) or Independent hydraulic wet four wheel brakes (for 40 km/h)				Independent hydraulic wet four wheel brakes								
Trailer brakes ^{OPT}	•	Pneumatic 2+1 hoses												
Fuel tank	l	150				190								
Front Mudguards	•	Standard												
OTHER SPECIFICATION														
Operating Weight ¹	kg	3,930-4,550				3,960-4,550				4,130-4,550				
Max. Front Ballast	kg	666												
Max. Rear Wheel Ballast	kg	270												
Max. Technically permissible weight	kg	6,500												
Length * / Width ** / Height max.	mm	4,764 / 2,085 / 2,900				4,787 / 2,085 / 2,900				4,898 / 2,085 / 2,900				
Length / Width / Height min.	mm	3605 / 1899 / 2760												
Wheelbase	mm	2308				2328				2442				





Other optional equipment: Front PTO, front 3PH with front hydraulic remotes, trailer brakes (pneumatic 2+1 hoses or hydraulic & pneumatic 2+0 hoses), radio, heated mirrors and rear window, working lights, beacons, wheels. OPT Optional ¹ Without front and rear ballast * Max. length with 3PH and front ballast ** Max. width without mirrors

Zetor

My family.
My work.
My Zetor.



FOLLOW US

-  facebook.com/zetor
-  twitter.com/zetortractors
-  instagram.com/zetortractors
-  youtube.com/traktoryzetor

www.zetor.com
zetor@zetor.com

DEALER:

THE PICTURES AND PHOTOGRAPHS USED ARE MERELY FOR ILLUSTRATION PURPOSES, AS THE PRODUCTS DEPICTED IN THIS CATALOGUE MAY SHOW ITEMS OF EQUIPMENT THAT ARE NOT AVAILABLE IN STANDARD MODELS AND MAY BE AVAILABLE AS OPTIONAL EXTRAS. ZETOR TRACTORS a.s. RESERVES THE RIGHT TO CHANGE THE DATA AND INFORMATION PUBLISHED IN THIS CATALOGUE WITHOUT PREVIOUS NOTIFICATION. ZETOR TRACTORS a.s. IS NOT LIABLE FOR ISSUES ARISING FROM ANY POTENTIALLY FAULTY INFORMATION PUBLISHED IN THIS CATALOGUE. THIS CATALOGUE WAS LAST REVIEWED ON: 12/2021