


Deloitte.

500TM

Technology Fast 500
2023 NORTH AMERICA



2023 Technology Fast 500
Recognizing growth and innovation

November 2023 v1.1



Contents

Software & services

Life sciences

Fintech


Digital content/media/entertainment

Hardware & semiconductors

Energy & sustainability technology

Communications/Networking

About the Deloitte Technology Fast 500



Dedication. Innovation. Growth.

No matter what challenges the future holds, innovative tech companies play a key role in moving us forward. Technology has transformed every aspect of our daily lives, with no sign of that slowing down. And the dedicated and passionate tech pioneers who make it all possible deserve recognition—and celebration.

Now in its 29th year, the Deloitte Technology Fast 500 is a leading technology innovation awards program that celebrates technological advancement, entrepreneurship, and resilience. Fast 500 companies—both large and small, public and private—are leaders in hardware, software, telecom, semiconductors, and emerging areas such as energy technology. While they span a variety of industry sectors, each winner plays a part in changing the way we live, work, and play.

Selection and qualifying criteria

Technology Fast 500 provides a ranking of the fastest-growing technology, media, telecommunications, life sciences, fintech, and energy tech companies. Technology Fast 500 award winners for 2023 were selected based on percentage of fiscal year revenue growth during the period from 2019 to 2022.

In order to be eligible for Technology Fast 500 recognition, companies must own proprietary intellectual property or proprietary technology, which must be sold to customers in products or services that contribute to a majority of the company's operating revenues. Companies must have base-year operating revenues of at least US\$50,000 and current-year operating revenues of at least US\$5 million. Additionally, companies must be in business for a minimum of four years and be headquartered within North America.

This ranking is compiled from applications submitted directly to the Technology Fast 500 website and public company database research conducted by Deloitte LLP.

Program information

If you would like to learn more about the Technology Fast 500 program, please register [here](#) to receive email alerts. To download a copy of 2023 rankings go to: www.Fast500.com.


The top 10

Rank	Company name	Primary industry	% Growth	City	St./Prov.	CEO name
1	Vir Biotechnology, Inc.	Life sciences	222,189%	San Francisco	CA	Marianne De Backer
2	Mode Mobile, Inc.	Software & services	32,481%	Chicago	IL	Dan Novaes
3	Revance Therapeutics, Inc.	Life sciences	31,998%	Nashville	TN	Mark Foley
4	Moderna	Life sciences	31,894%	Cambridge	MA	Stéphane Bancel
5	Seer, Inc.	Life sciences	26,095%	Redwood City	CA	Omid Farokhzad
6	Fubo	Digital content/media/entertainment	23,517%	New York	NY	David Gandler
7	Fireblocks	Fintech	21,448%	New York	NY	Michael Shaulov
8	Pallet	Energy & sustainability technology	19,208%	Everett	WA	Amy King
9	Dapper Labs, Inc.	Digital content/media/entertainment	16,910%	Vancouver	BC	Roham Gharegozlou
10	TaxBit	Software & services	15,738%	Draper	UT	Lindsey Argalas

By the numbers

Private vs. public


Percentage of companies



By the numbers (cont.)

3-year growth rate

222,189%
growth rate
increase



201%

142

companies had
a growth rate of
1,000% or higher



41%

of companies
were **first-time
Fast 500 winners**

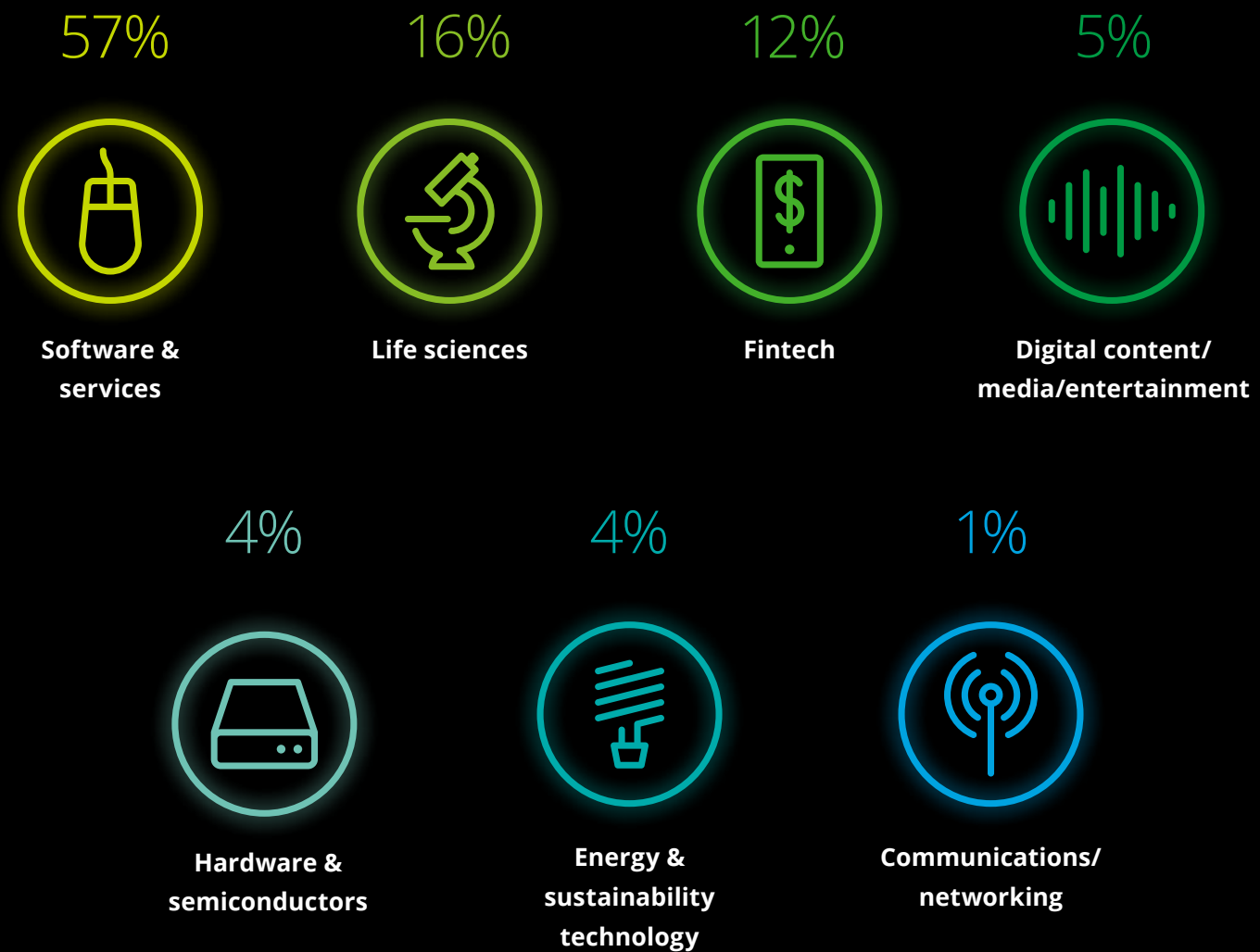


85%

of companies received
**venture capital or
private equity funding**
in their history

By the numbers (cont.)

Winners by industry



By the numbers (cont.)

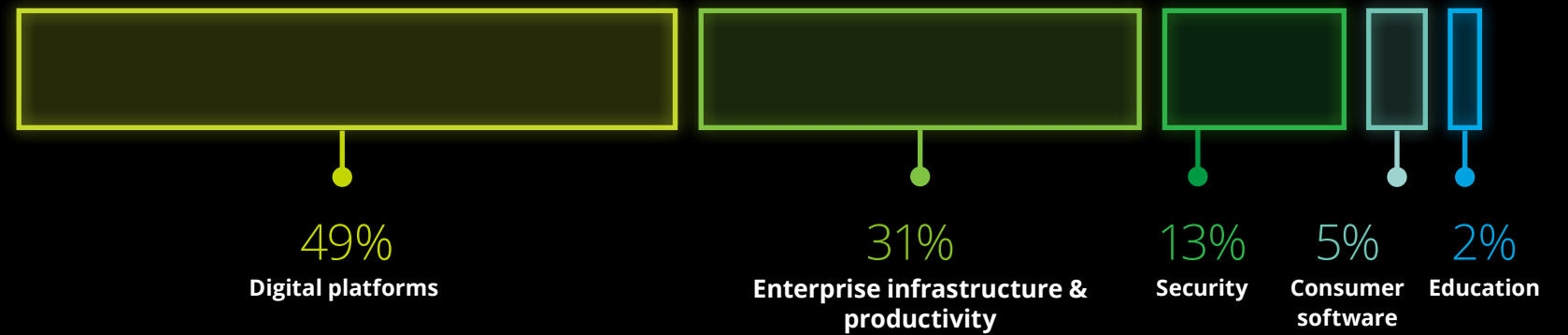
Subsector breakdowns

Software & services

Remains the leading industry with

311

Winning companies




Life sciences

Second leading industry with

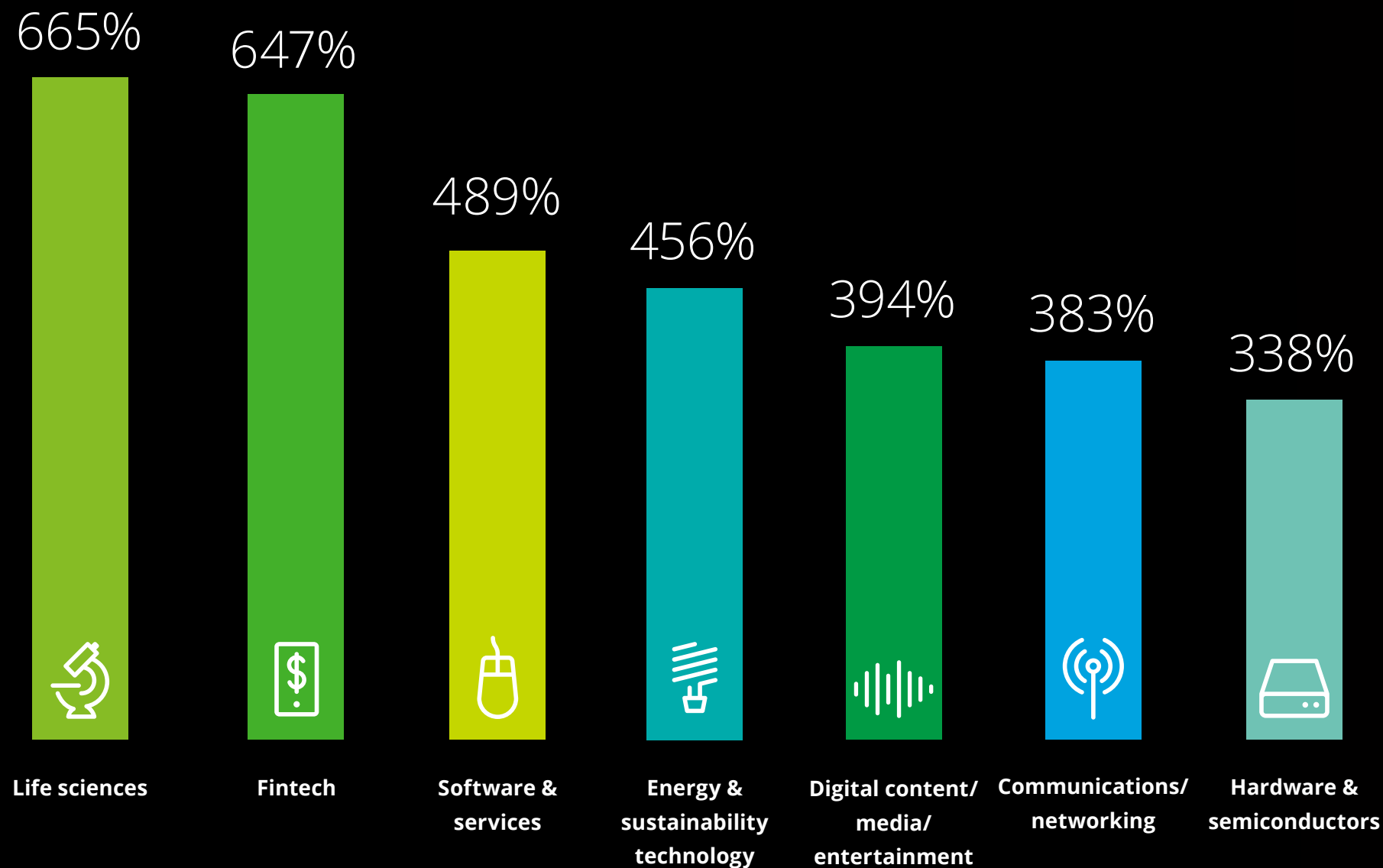
87

Winning companies



By the numbers (cont.)

3-year median percentage growth rate—by industry



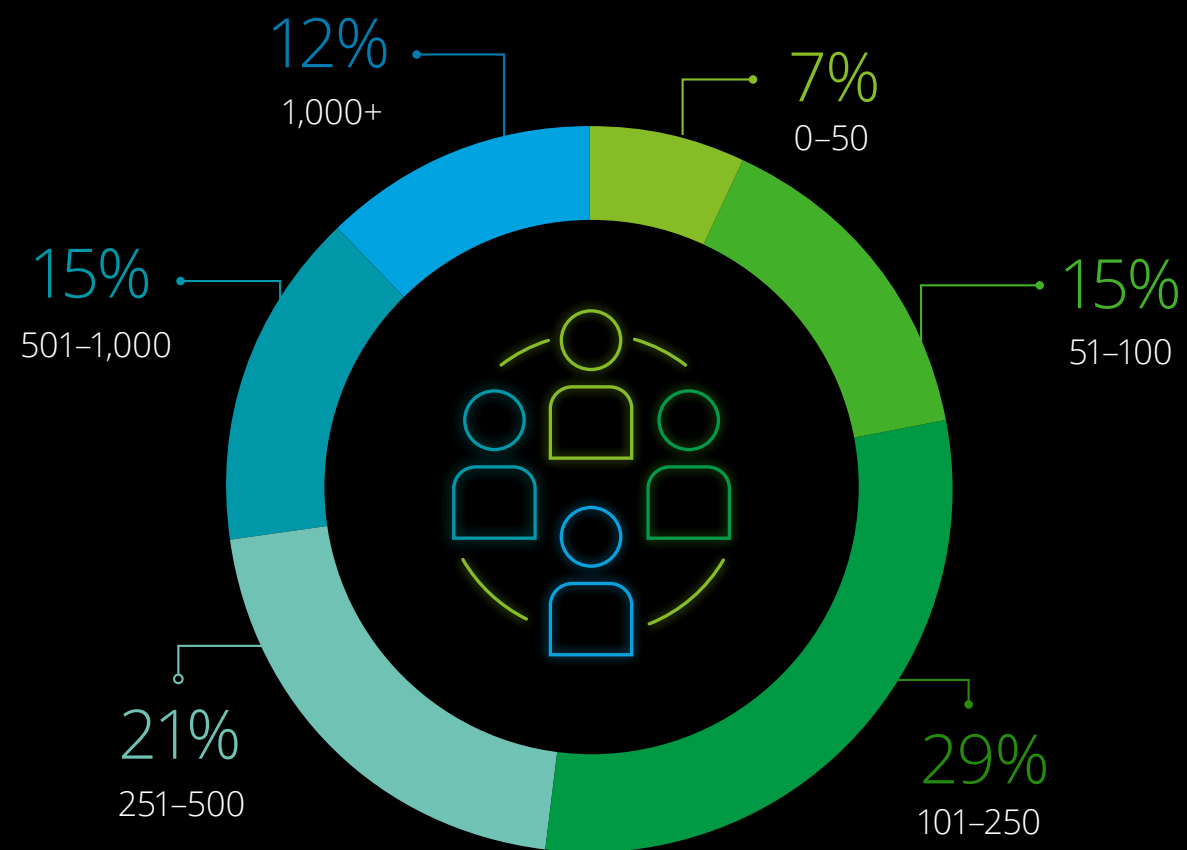
By the numbers (cont.)

Winning companies by number of employees

From **10** to **12,428**



Total 324,616



Data based on Fast 500 applications received between April and July 2023.

By the numbers (cont.)

CEO composition

Of private US winning company CEOs:

53%

have started
other businesses

26%

are racially and
ethnically diverse

10%

are military
veterans

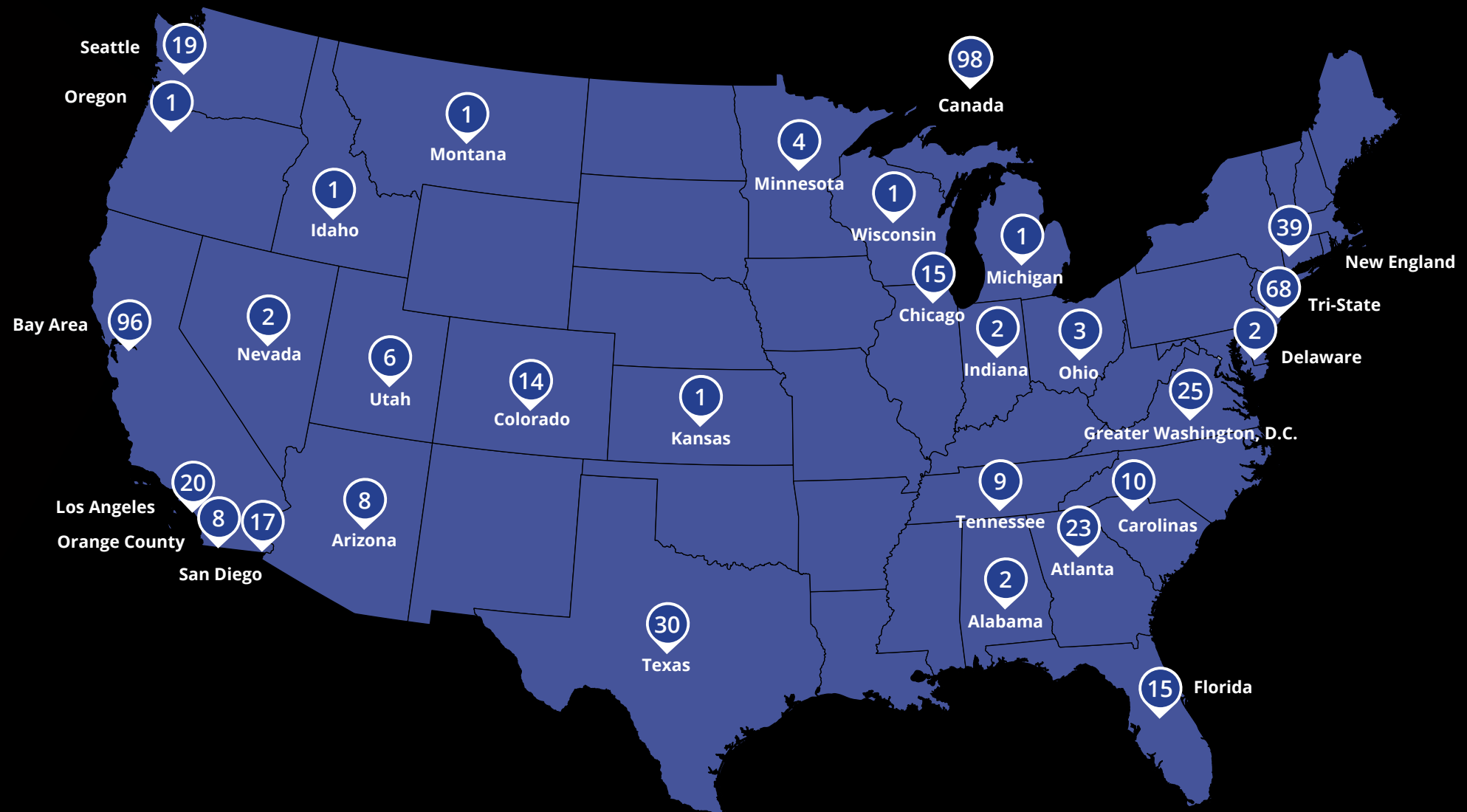
7%

are female

Data based on Fast 500 applications received between April and July 2023.

By the numbers (cont.)


2023 Technology Fast 500 companies—winners by market



Winners by industry

The following winner breakdown has been sorted by industry and rank. To view the list by overall ranking, visit www.Fast500.com.

Rankings are determined based on a tenth of a percentile.

 Software & services					
Rank	Company name	% Growth	City	St./Prov.	CEO name
2	Mode Mobile, Inc.	32,481%	Chicago	IL	Dan Novaes
10	TaxBit	15,738%	Draper	UT	Lindsey Argalas
12	Noibu	12,865%	Ottawa	ON	Robert Boukine
15	Hunters	11,606%	Newton	MA	Uri May
18	Esper	9,996%	Bellevue	WA	Yadhu Gopalan
20	MyFBAPrep	8,792%	Coral Springs	FL	Tom Wicky
22	BioRender	8,185%	Toronto	ON	Shiz Aoki
23	Turing	8,054%	Palo Alto	CA	Jonathan Siddharth
24	OneRail	7,409%	Orlando	FL	Bill Catania
27	Tackle	6,586%	Boise	ID	John Jahnke
29	GoTab Inc.	6,080%	Arlington	VA	Tim McLaughlin
31	Productiv, Inc.	5,631%	Palo Alto	CA	Jody Shapiro
33	Archer Review	5,291%	Dallas	TX	Karthik Koduru
35	1upHealth, Inc.	5,100%	Boston	MA	Joe Gagnon
36	Pulum Corporation	5,049%	Seattle	WA	Joe Duffy
37	Ideal Agent	4,888%	Tampa	FL	Steve Johnston

Winners by industry (cont.)



Software & services (cont.)

Rank	Company name	% Growth	City	St./Prov.	CEO name
38	Coro	4,861%	New York	NY	Guy Moskowitz
39	Salt Security	4,236%	Palo Alto	CA	Roey Eliyahu
41	Fox Ordering	4,143%	Boca Raton	FL	Juan Pico
42	dbt Labs	4,034%	Philadelphia	PA	Tristan Handy
45	Airbase	3,557%	San Francisco	CA	Thejo Kote
46	Katalon	3,482%	Atlanta	GA	Vu Lam
47	HighLevel	3,362%	Dallas	TX	Shaun Clark
48	Adeva	3,211%	Middletown	DE	Katerina Trajchevska
49	RideCo	3,162%	Waterloo	ON	Prem Gururajan
50	BoomerangFX	3,119%	Mississauga	ON	Jerome Dwight
52	Lunchbox	3,006%	New York	NY	Nabeel Alamgir
53	Evisort	2,979%	San Francisco	CA	Jerry Ting
58	Flock Safety	2,660%	Atlanta	GA	Garrett Langley
59	Miro	2,574%	San Francisco	CA	Andrey Khusid
60	QualSights	2,483%	Chicago	IL	Nihal Advani
61	Lacework	2,432%	Mountain View	CA	Jay Parikh
63	Fluid Truck	2,405%	Denver	CO	James Eberhard
65	Boulevard	2,304%	Los Angeles	CA	Matt Danna

Winners by industry (cont.)

Software & services (cont.)

Rank	Company name	% Growth	City	St./Prov.	CEO name
66	Nomad Health	2,276%	New York	NY	Alexi Nazem
67	Hi Marley	2,263%	Boston	MA	Mike Greene
73	Axonius	2,145%	New York	NY	Dean Sysman
74	GoBolt	2,116%	Toronto	ON	Mark Ang
75	Clutch Technologies Inc.	2,071%	Toronto	ON	Dan Park
76	Fluency	2,060%	Burlington	VT	Mike Lane
77	L7 Informatics, Inc.	2,047%	Austin	TX	Vasu Rangadass, Ph.D
78	Certn	2,045%	Victoria	BC	Andrew McLeod
85	Aquanow	1,842%	Vancouver	BC	Phil Sham
88	Yellow.ai	1,803%	San Mateo	CA	Raghu Ravinutala
89	Aisera	1,716%	Palo Alto	CA	Muddu Sudhakar
95	Laudio, Inc.	1,545%	Boston	MA	Russ Richmond
96	Paperless Parts	1,527%	Boston	MA	Jason Ray
98	Place Exchange	1,509%	New York	NY	Ari Buchalter
100	Tegus	1,480%	Chicago	IL	Michael Elnick and Thomas Elnick
101	Ninety.io	1,469%	Mansfield	GA	Mark Abbott
102	Hopper	1,440%	Montréal	QC	Frederic Lalonde
106	RapDev LLC	1,382%	Boston	MA	Tameem Hourani

Winners by industry (cont.)

Software & services (cont.)

Rank	Company name	% Growth	City	St./Prov.	CEO name
110	Wasabi Technologies	1,314%	Boston	MA	David Friend
113	Legion Technologies	1,280%	Palo Alto	CA	Sanish Mondkar
115	Attentive	1,259%	Hoboken	NJ	Amit Jhawar
116	Smile Digital Health	1,231%	Toronto	ON	Duncan Weatherston
117	Appfire	1,224%	Burlington	MA	Randall Ward
120	Staffy	1,205%	Toronto	ON	Peter Faist
121	Symend	1,204%	Calgary	AB	Hanif Joshaghani
123	Pet Screening, Inc.	1,195%	Mooresville	NC	John Bradford
124	Popmenu	1,188%	Atlanta	GA	Brendan Sweeney
126	Snowflake Inc.	1,161%	Bozeman	MT	Frank Sloatman
128	Audigent	1,155%	New York	NY	Drew Stein
130	Zoom Video Communications, Inc.	1,140%	San Jose	CA	Eric Yuan
134	BatchService	1,081%	Tempe	AZ	Jesse Burrell
137	LinkSquares	1,037%	Boston	MA	Vishal Sunak
138	Brim Financial	1,028%	Toronto	ON	Rasha Katabi
142	Arkose Labs	1,005%	San Mateo	CA	Kevin Gosschalk
143	Lattice	997%	San Francisco	CA	Jack Altman
144	Samsara	997%	San Francisco	CA	Sanjit Biswas

Winners by industry (cont.)

Software & services (cont.)

Rank	Company name	% Growth	City	St./Prov.	CEO name
147	6sense	984%	San Francisco	CA	Jason Zintak
148	Fivetran	979%	Oakland	CA	George Fraser
150	Brainvire Infotech, Inc.	944%	Plano	TX	Chintan Shah
159	PadSplit	886%	Atlanta	GA	Atticus LeBlanc
160	Placer.ai	882%	Santa Cruz	CA	Noam Ben-Zvi
161	Mashgin	868%	Palo Alto	CA	Abhinai Srivastava
162	Honorlock	865%	Boca Raton	FL	Michael Hemlepp
164	Moveworks	860%	Mountain View	CA	Bhavin Shah
165	ViB	855%	North Palm Beach	FL	Sean Shea
167	Artera	848%	Santa Barbara	CA	Guillaume De Zwirek
168	Arctic Wolf	844%	Eden Prairie	MN	Nick Schneider
169	ZestyAI	837%	San Francisco	CA	Attila Toth
172	BlueVoyant	818%	New York	NY	Jim Rosenthal
173	BrainGu	818%	Grand Rapids	MI	John Spencer-Taylor
174	Fi	817%	New York	NY	Jonathan Bensamoun
177	SentinelOne	808%	Mountain View	CA	Tomer Weingarten
178	Adlumin	808%	Washington	DC	Robert Johnston
183	Uptycs	796%	Waltham	MA	Ganesh Pai

Winners by industry (cont.)

Software & services (cont.)

Rank	Company name	% Growth	City	St./Prov.	CEO name
184	Greenspace Mental Health	790%	Toronto	ON	Jeremy Weisz
187	Asimily	773%	Sunnyvale	CA	Shankar Somasundaram
188	PlanetScale	773%	San Francisco	CA	Sam Lambert
190	Via	744%	New York	NY	Daniel Ramot
191	Pilot	733%	San Francisco	CA	Waseem Daher
193	Paradox	720%	Scottsdale	AZ	Aaron Matos
194	Legendary Supply Chain	720%	Goodlettsville	TN	Robert Steele
196	Uscreen	712%	North Bethesda	MD	PJ Taei
197	Influence Mobile	712%	Seattle	WA	Daniel Todd
198	Relocity, Inc.	711%	Los Angeles	CA	Klaus Siegmann
199	Measured	707%	Austin	TX	Trevor Testwuide
201	Postman	695%	San Francisco	CA	Abhinav Asthana
202	Drawbridge	694%	Palm Beach Gardens	FL	Bill Haney
204	GeoComply	691%	Vancouver	BC	Anna Sainsbury
206	ID.me, Inc.	688%	McLean	VA	Blake Hall
207	Workato	686%	Mountain View	CA	Vijay Tella
208	Liongard	680%	Houston	TX	Michelle Accardi

Winners by industry (cont.)

Software & services (cont.)

Rank	Company name	% Growth	City	St./Prov.	CEO name
209	Cordless Media LLC	672%	Tempe	AZ	Darren Chausse
212	Klue	667%	Vancouver	BC	Jason Smith
214	Kenect	662%	Pleasant Grove	UT	Shaun Sorensen
215	Instreamatic	660%	Boca Raton	FL	Stas Tushinskiy
216	Accely, Inc.	656%	Avenel	NJ	Nilesh Shah
217	VirtuSense Technologies	647%	Peoria	IL	David Park
219	CoreStack	643%	Bellevue	WA	Ezhilarasan (Ez) Natarajan
220	Hotel Engine	641%	Denver	CO	Elia Wallen
221	Gloat	640%	New York	NY	Ben Reuveni
222	The Glimpse Group	639%	New York	NY	Lyron Bentovim
223	Vention	636%	Montréal	QC	Etienne Lacroix
224	SaaS Labs	631%	San Francisco	CA	Gaurav Sharma
225	Glia	629%	New York	NY	Dan Michaeli
227	Mistplay	625%	Montréal	QC	Jason Heller
228	Own Company	625%	Englewood Cliffs	NJ	Sam Gutmann
229	Spare	623%	Vancouver	BC	Kristoffer Vik Hansen
230	Digital Turbine, Inc.	622%	Austin	TX	Bill Stone
232	Accredible	620%	Mountain View	CA	Danny King

Winners by industry (cont.)

 Software & services (cont.)					
Rank	Company name	% Growth	City	St./Prov.	CEO name
233	Eton Solutions	615%	Morrisville	NC	Robert Mallernee
234	People.ai	613%	San Francisco	CA	Oleg Rogynskyy
235	Taxfyle	612%	Coconut Grove	FL	Richard Lavina
236	Flexe	612%	Seattle	WA	Karl Siebrecht
237	Apploi	612%	New York	NY	Adam Lewis
238	Pentera	610%	Burlington	MA	Amitai Ratzon
239	Flashfood	608%	Toronto	ON	Josh Domingues
240	DoiT International	607%	Santa Clara	CA	Vadim Solovey
242	StackAdapt	588%	Toronto	ON	Ildar Shar
243	Aviatrix	586%	Santa Clara	CA	Doug Merritt
244	Banyan Software	583%	Atlanta	GA	David Berkal
245	Lightspeed Commerce Inc	576%	Montréal	QC	JP Chauvet
247	ShipSaving	565%	City Of Industry	CA	Yiling Luo
248	Pax8	562%	Greenwood Village	CO	John Street
249	Cariloop	558%	Richardson	TX	Michael Walsh
250	The Helper Bees	558%	Austin	TX	Char Hu
251	Enable	552%	San Francisco	CA	Andrew Butt
252	Calendly	547%	Buford	GA	Tope Awotona

Winners by industry (cont.)

Software & services (cont.)

Rank	Company name	% Growth	City	St./Prov.	CEO name
255	Dragos, Inc.	535%	Hanover	MD	Robert M. Lee
256	Unqork	535%	New York	NY	Gary Hoberman
260	Ada	528%	Toronto	ON	Mike Murchison
261	Keyfactor	525%	Independence	OH	Jordan Rackie
262	Mission.dev	525%	Montréal	QC	Stephane Rossi
263	G-P	523%	Boston	MA	Nicole Sahin
266	Expel	511%	Herndon	VA	Dave Merkel
267	Fantuan	510%	Burnaby	BC	Randy Wu
268	Contentstack	506%	Austin	TX	Neha Sampat
270	Loadsmart	499%	Chicago	IL	Felipe Capella
271	Striveworks	497%	Austin	TX	James Rebesco
272	Forma.ai	495%	Toronto	ON	Nabeil Alazzam
274	Logiwa Technology, Inc.	492%	Chicago	IL	Erhan Musaoglu
276	PlanHub	490%	West Palm Beach	FL	Ro Bhatia
277	Marble	489%	Toronto	ON	James Bateman
279	CrowdStrike Holdings, Inc.	481%	Austin	TX	George Kurtz
282	ApplyBoard	476%	Kitchener	ON	Meti Basiri
284	ActivTrak	476%	Austin	TX	Heidi Farris

Winners by industry (cont.)

Software & services (cont.)

Rank	Company name	% Growth	City	St./Prov.	CEO name
286	Whatfix	473%	San Jose	CA	Khadim Batti
287	AlayaCare	469%	Montréal	QC	Adrian Schauer
288	EBlock	469%	Toronto	ON	Jason McClenahan
289	Sysdig	469%	San Francisco	CA	Suresh Vasudevan
290	League	465%	Toronto	ON	Michael Serbinis
291	LASSO	462%	Nashville	TN	Clay Sifford
293	Upside	452%	Washington	DC	Alex Kinnier
295	GoodUnited	451%	Charleston	SC	Nick Black
296	Madhive	451%	New York	NY	Spencer Potts
299	Uniphore	446%	Palo Alto	CA	Umesh Sachdev
300	IRONSCALES	444%	Atlanta	GA	Eyal Benishti
301	Adtelligent, Inc.	441%	Lewes	DE	Denys Tymchyk
302	Emerge	438%	Scottsdale	AZ	Andrew Leto
306	Sayari Labs, Inc.	431%	Washington	DC	Farley Mesko
307	BrightInsight	431%	San Jose	CA	Kal Patel, MD
310	ACCELQ	428%	Dallas	TX	Mahendra Alladi
313	Armis	423%	San Francisco	CA	Yevgeny Dibrov
314	Mezmo	422%	San Jose	CA	Tucker Callaway

Winners by industry (cont.)

Software & services (cont.)

Rank	Company name	% Growth	City	St./Prov.	CEO name
316	DataDome	415%	New York	NY	Benjamin Fabre
318	Thinkific	408%	Vancouver	BC	Greg Smith
320	SmartFinancial	398%	Newport Beach	CA	Lev Barinskiy
321	Recharge	397%	Santa Monica	CA	Oisin O'Connor
324	Quantum Metric	395%	Colorado Springs	CO	Mario Ciabarra
325	CreatorIQ	394%	Culver City	CA	Igor Vaks
327	Asana	393%	San Francisco	CA	Dustin Moskovitz
328	Curbio	393%	Potomac	MD	Rick Rudman
329	Highspot	391%	Seattle	WA	Robert Wahbe
331	AuditBoard	389%	Cerritos	CA	Scott Arnold
332	Morning Consult	389%	Washington	DC	Michael Ramlet
333	BigID	384%	New York	NY	Dimitri Sirota
334	Tutenlabs	382%	Atlanta	GA	Roi Amszynowski
336	VOSKER	382%	Victoriaville	QC	Yan Gagnon
340	Jane App	378%	North Vancouver	BC	Alison Taylor
341	BlackSky	377%	Herndon	VA	Brian O'Toole
342	Blueshift Labs, Inc.	376%	San Francisco	CA	Vijay Chittoor
343	Socure	376%	Incline Village	NV	Johnny Ayers

Winners by industry (cont.)

Software & services (cont.)

Rank	Company name	% Growth	City	St./Prov.	CEO name
344	Xometry	375%	North Bethesda	MD	Randy Altschuler
347	ThreatX	372%	Boston	MA	Gene Fay
348	eStruxture Data Centers	372%	Montréal	QC	Todd Coleman
349	Jobber	370%	Edmonton	AB	Sam Pillar
350	eXp World Holdings	369%	Bellingham	WA	Glenn Sanford
351	AccuTitle	369%	Ship Bottom	NJ	Bill Bartzak
353	Semperis	368%	Hoboken	NJ	Mickey Bresman
355	springbig	365%	Boca Raton	FL	Jeffrey Harris
357	SmartRent, Inc.	363%	Scottsdale	AZ	Lucas Haldeman
358	Datadog, Inc.	362%	New York	NY	Olivier Pomel
359	Propel Software	361%	Santa Clara	CA	Ross Meyercord
361	CloudHesive	360%	Fort Lauderdale	FL	James Walker II
362	OneTrust	358%	Atlanta	GA	Kabir Barday
363	Mason	357%	Seattle	WA	Nancy Xiao
364	Nylas	355%	Palo Alto	CA	Gleb Polyakov
366	FullStory	346%	Atlanta	GA	Scott Voigt
368	Rewind	344%	Ottawa	ON	Mike Potter
369	Arrive Logistics	343%	Austin	TX	Matt Pyatt

Winners by industry (cont.)



Software & services (cont.)

Rank	Company name	% Growth	City	St./Prov.	CEO name
372	Brazen	342%	Arlington	VA	Ed Barrientos
373	Valsoft Corporation Inc.	340%	Saint Laurent	QC	Ouissam Youssef
375	Roblox	338%	San Mateo	CA	David Baszucki
377	Amperity	337%	Seattle	WA	Barry Padgett
379	Karbon	335%	San Francisco	CA	Mary Delaney
380	Claroty	335%	New York	NY	Yaniv Vardi
381	Planet DDS	334%	Newport Beach	CA	Eric Giesecke
383	ScyllaDB	333%	Sunnyvale	CA	Dor Laor
385	Mesh Systems	332%	Carmel	IN	Richard V. Baxter, Jr.
389	SOCi	330%	San Diego	CA	Afif Khoury
392	Outreach	323%	Seattle	WA	Manny Medina
393	Solink	322%	Kanata	ON	Mike Matta
394	Takeoff Technologies, Inc.	320%	Waltham	MA	Jose Aguerrevere
396	Launchpad Technologies	315%	Vancouver	BC	Bruce Qi
397	Platform Science	315%	San Diego	CA	Jack Kennedy
398	Trulioo	314%	Vancouver	BC	Steve Munford
400	Toast, Inc.	311%	Boston	MA	Christopher Comparato
402	Mytonomy, Inc.	308%	Bethesda	MD	Anjali Kataria

Winners by industry (cont.)

 Software & services (cont.)					
Rank	Company name	% Growth	City	St./Prov.	CEO name
405	o9 Solutions	304%	Dallas	TX	Chakri Gottemukkala
406	MEDFAR Clinical Solutions	303%	Montréal	QC	Elias Farah
407	Overhaul	301%	Austin	TX	Barry Conlon
408	Petal Health	299%	Québec	QC	Patrice Gilbert
409	GoMaterials	298%	Montréal	QC	Michael Bellows
410	Supplier.io	298%	Westchester	IL	Aylin Basom
412	Career Certified	297%	Denver	CO	Gary Weiss
413	Silver Tree Consulting and Services	296%	Raleigh	NC	Richard Ricks
415	BillingPlatform	296%	Centennial	CO	Dennis Wall
417	Customer.io	294%	Beaverton	OR	Colin Nederkoorn
420	Confluent, Inc.	291%	Mountain View	CA	Jay Kreps
421	VitalHub Corp	291%	Toronto	ON	Dan Matlow
423	Interos	287%	Arlington	VA	Jennifer Bisceglie
424	Relay	286%	Raleigh	NC	Chris Chuang
425	Beam Benefits	286%	Columbus	OH	Alex Frommeyer
426	Altudo	285%	New York	NY	Rahul Khosla
428	OneSignal	285%	San Mateo	CA	George Deglin
434	Pendo	275%	Raleigh	NC	Todd Olson

Winners by industry (cont.)

Software & services (cont.)

Rank	Company name	% Growth	City	St./Prov.	CEO name
436	ZoomInfo Technologies, Inc.	274%	Vancouver	WA	Henry Schuck
438	Leap Tools	274%	Toronto	ON	Pawel Rajszel
441	Signifyd	273%	San Jose	CA	Raj Ramanand
442	AlertMedia	273%	Austin	TX	Christopher Kenessey
443	Zenoti	272%	Seattle	WA	Sudheer Koneru
445	VETRO, Inc.	272%	Portland	ME	Will Mitchell
446	Swimlane	271%	Louisville	CO	James Brear
449	Salute Mission Critical	270%	Franklin	WI	Erich Sanchack
451	Braze	269%	New York	NY	Bill Magnuson
453	Nobul Technologies	268%	Toronto	ON	Regan McGee
454	IDENTOS Inc.	266%	Toronto	ON	Mike Cook
455	Olo	266%	New York	NY	Noah Glass
456	ThinkOn	264%	Etobicoke	ON	Craig McLellan
457	Clari	264%	Sunnyvale	CA	Andy Byrne
458	Clutch	263%	Washington	DC	Sonny Ganguly
459	Fleetio	263%	Birmingham	AL	Jon Meachin
460	CData Software	262%	Chapel Hill	NC	Amit Sharma
461	qBotica	261%	Phoenix	AZ	Mahesh Vinayagam

Winners by industry (cont.)

Software & services (cont.)

Rank	Company name	% Growth	City	St./Prov.	CEO name
462	Zscaler	260%	San Jose	CA	Jay Chaudhry
464	Slice	259%	New York	NY	Ikir Sela
466	Harbor Compliance	258%	Lancaster	PA	Mike Montali
468	Porch Group, Inc.	256%	Seattle	WA	Matthew Ehrlichman
473	Beyond Limits	250%	Glendale	CA	AJ Abdallat
474	iLearningEngines, Inc.	250%	Bethesda	MD	Harish Chidambaran
475	Entravision Communications Corp	250%	Santa Monica	CA	Michael Christenson
477	Amplitude, Inc.	248%	San Francisco	CA	Spenser Skates
479	AgileRank	247%	Sterling	VA	James Turner
480	Andgo Systems	246%	Saskatoon	SK	Tom Ross
482	G2	245%	Chicago	IL	Godard Abel
483	Cloudbeds	244%	San Diego	CA	Adam Harris
484	7shifts	243%	Saskatoon	SK	Jordan Boesch
487	Cloudflare, Inc.	240%	San Francisco	CA	Matthew Prince
488	Wishpond Technologies Ltd	238%	Vancouver	BC	Ali Tajsikandar
490	XOi	238%	Nashville	TN	Aaron Salow
492	Twilio	237%	San Francisco	CA	Jeff Lawson
494	FreightWaves	231%	Chattanooga	TN	Craig Fuller

Winners by industry (cont.)

Software & services (cont.)

Rank	Company name	% Growth	City	St./Prov.	CEO name
495	Sitetracker, Inc.	230%	Montclair	NJ	Giuseppe Incitti
496	Stensul	230%	New York	NY	Noah Dinkin
498	Sigmoid	228%	San Francisco	CA	Lokesh Anand
499	Loopio, Inc.	227%	Toronto	ON	Zakir Hemraj
501	MongoDB	227%	New York	NY	Dev Ittycheria
504	Okta, Inc.	226%	San Francisco	CA	Todd McKinnon
505	Lucid Software	225%	South Jordan	UT	Dave Grow
507	Cordial	225%	San Diego	CA	Jeremy Swift
508	Motive	225%	San Francisco	CA	Shoaib Makani
509	HopSkipDrive	224%	Los Angeles	CA	Joanna McFarland
511	PlayOn! Sports	223%	Atlanta	GA	David Rudolph
517	Elastic	217%	Mountain View	CA	Ashutosh Kulkarni
518	Bidease	215%	New York	NY	Boris Abaev
519	Salesloft	215%	Atlanta	GA	David Obrand
521	Eagle Eye Networks	213%	Austin	TX	Dean Drako
522	Teikametrics	213%	Boston	MA	Alasdair McLean-Foreman
524	Komprise	212%	Campbell	CA	Kumar Goswami
525	Govini	212%	Alington	VA	Tara Murphy Dougherty

Winners by industry (cont.)

Software & services (cont.)

Rank	Company name	% Growth	City	St./Prov.	CEO name
527	Weave	211%	Lehi	UT	Brett White
528	Smartsheet, Inc.	210%	Bellevue	WA	Mark Mader
531	Inpixon	208%	Palo Alto	CA	Nadir Ali
534	PureSpectrum	206%	Westlake Village	CA	Michael McCrary
537	Shipfusion	205%	Carol Stream	IL	Brandon Luft
539	GoShare	203%	San Diego	CA	Shaun Savage
540	Veritone, Inc.	202%	Denver	CO	Ryan Steelberg
541	DocuSign, Inc.	201%	San Francisco	CA	Allan Thygesen

Winners by industry (cont.)



Life sciences

Rank	Company name	% Growth	City	St./Prov.	CEO name
1	Vir Biotechnology, Inc.	222,189%	San Francisco	CA	Marianne De Backer
3	Revance Therapeutics, Inc.	31,998%	Nashville	TN	Mark Foley
4	Moderna	31,894%	Cambridge	MA	Stéphane Bancel
5	Seer, Inc.	26,095%	Redwood City	CA	Omid Farokhzad
11	Novavax, Inc.	15,481%	Gaithersburg	MD	John C. Jacobs
16	Protagonist Therapeutics, Inc.	1,1407%	Newark	CA	Dinesh V. Patel
19	Nalu Medical	9,623%	Carlsbad	CA	Thomas A. West
25	Harmony Biosciences Holdings, Inc.	7,204%	Plymouth Meeting	PA	Jeffrey M. Dayno
26	Vytalize Health	7,039%	Hoboken	NJ	Faris Ghawi
30	Kindbody	5,710%	New York	NY	Annbeth Eschbach
44	Aidoc	3,741%	New York	NY	Elad Walach
62	Adicet Bio, Inc.	2,412%	Boston	MA	Chen Schor
69	Recursion	2,219%	Salt Lake City	UT	Christopher Gibson, Ph.D
80	Dynavax Technologies Corp	1,952%	Emeryville	CA	Ryan Spencer
82	LetsGetChecked	1,922%	Astoria	NY	Peter Foley
83	Guideway Care	1,904%	Birmingham	AL	Craig Parker
84	Axonics, Inc.	1,880%	Irvine	CA	Raymond W. Cohen
87	Fulgent Genetics, Inc.	1,803%	El Monte	CA	Ming Hsieh

Winners by industry (cont.)



Life sciences (cont.)

Rank	Company name	% Growth	City	St./Prov.	CEO name
92	ElevateBio	1,672%	Waltham	MA	David Hallal
93	Alpine Immune Sciences, Inc.	1,628%	Seattle	WA	Mitchell H. Gold
97	BlueDot	1,527%	Toronto	ON	Dr. Kamran Khan
103	Accuhealth	1,437%	McAllen	TX	Stephen Samson
118	Aytu Biopharma, Inc.	1,221%	Englewood	CO	Josh Disbrow
122	Wellthy	1,199%	New York	NY	Lindsay Jurist-Rosner
127	Inotiv, Inc.	1,156%	West Lafayette	IN	Robert Leasure Jr.
129	ProPhase Labs, Inc.	1,142%	Garden City	NY	Ted Karkus
131	Ocular Therapeutix, Inc.	1,118%	Bedford	MA	Antony Mattessich
136	MedAvail Holdings, Inc.	1,043%	Phoenix	AZ	Mark Doerr
140	Podimetrics	1,009%	Somerville	MA	Jon Bloom, MD
151	ShiftMed	942%	McLean	VA	Todd Walrath
154	Genomic Life	935%	La Jolla	CA	Karen Ferrell
156	good natured Products Inc.	900%	Vancouver	BC	Paul Antoniadis
157	Arcturus Therapeutics Holdings, Inc.	890%	San Diego	CA	Joseph E. Payne
158	Ardelyx, Inc.	888%	Waltham	MA	Mike Raab
166	LifeMD	855%	New York	NY	Justin Schreiber
171	Orgenesis, Inc.	824%	Germantown	MD	Vered Caplan

Winners by industry (cont.)



Life sciences (cont.)

Rank	Company name	% Growth	City	St./Prov.	CEO name
176	Paratek Pharmaceuticals, Inc.	811%	Boston	MA	Evan Loh
179	Capital Rx	803%	New York	NY	AJ Loiacono
180	Fate Therapeutics, Inc.	802%	San Diego	CA	Scott Wolchko
185	Ginkgo Bioworks, Inc.	782%	Boston	MA	Jason Kelly
189	Verantos	766%	Menlo Park	CA	Dan Riskin
192	MEI Pharma, Inc.	728%	San Diego	CA	David Urso
200	Florence Healthcare	699%	Atlanta	GA	Ryan Jones
213	Outset Medical, Inc.	665%	San Jose	CA	Leslie Trigg
218	Arcus Biosciences, Inc.	647%	Hayward	CA	Terry Rosen
231	AscellaHealth	622%	Berwyn	PA	Dea Belazi
241	Aclaris Therapeutics, Inc.	604%	Wayne	PA	Douglas Manion
258	Alector, Inc.	530%	South San Francisco	CA	Arnon Rosenthal
259	PathAI	529%	Boston	MA	Andy Beck, MD, Ph.D
265	Maravai LifeSciences	517%	San Diego	CA	Trey Martin
269	MDalgorithms, Inc.	501%	San Francisco	CA	Oded Harth
275	BioLife Solutions, Inc.	491%	Bothell	WA	Michael Rice
280	AeroSafe Global	477%	Rochester	NY	Jay Mcharg
285	Vytelle	474%	Lenexa	KS	Kerryann Kocher

Winners by industry (cont.)



Life sciences (cont.)

Rank	Company name	% Growth	City	St./Prov.	CEO name
292	BioCryst Pharmaceuticals, Inc.	455%	Durham	NC	Jon P. Stonehouse
294	Harpoon Therapeutics, Inc.	452%	South San Francisco	CA	Julie Eastland
303	Deciphera Pharmaceuticals, Inc.	436%	Waltham	MA	Steven L. Hoerter
312	ADMA Biologics, Inc.	425%	Ramsey	NJ	Adam S. Grossman
322	Inspire Medical Systems	397%	Golden Valley	MN	Tim Herbert
330	Click Therapeutics	390%	New York	NY	David Benshoof Klein
346	Alnylam Pharmaceuticals	372%	Cambridge	MA	Yvonne Greenstreet
352	Variantyx, Inc.	368%	Framingham	MA	Haim Neerman
367	Genexa	345%	Atlanta	GA	David Johnson
370	Vertos Medical, Inc.	343%	Aliso Viejo	CA	Eric Wichems
371	Arrive Health	342%	Denver	CO	Kyle Kiser
387	Dermtech, Inc.	332%	San Diego	CA	Bret Christensen
390	Vive Crop Protection	328%	Mississauga	ON	Darren Anderson
391	Evolus, Inc.	326%	Newport Beach	CA	David Moatazedi
395	Morphic Holding, Inc.	317%	Waltham	MA	Praveen Tipirneni
399	Siga Technologies, Inc.	314%	New York	NY	Phillip Gomez III
403	Denali Therapeutics, Inc.	307%	South San Francisco	CA	Ryan Watts
411	Avidity Biosciences, Inc.	298%	San Diego	CA	Sarah Boyce

Winners by industry (cont.)



Life sciences (cont.)

Rank	Company name	% Growth	City	St./Prov.	CEO name
414	Transmedics Group, Inc.	296%	Andover	MA	Waleed Hassanein
419	Peloton Interactive, Inc.	291%	New York	NY	Barry McCarthy
429	Karyopharm Therapeutics, Inc.	284%	Newton	MA	Richard Paulson
437	Twist Bioscience Corp	274%	South San Francisco	CA	Emily LeProust
440	Mirati Therapeutics	273%	San Diego	CA	Charles Baum
447	Fullscript	271%	Ottawa	ON	Kyle Braatz
471	Cytokinetics, Inc.	252%	South San Francisco	CA	Robert I. Blum
472	Ultragenyx Pharmaceutical, Inc.	250%	Novato	CA	Emil D. Kakkis, MD, Ph.D
478	Zynex	248%	Englewood	CO	Thomas Sandgaard
503	Accolade, Inc.	227%	Plymouth Meeting	PA	Rajeev Singh
512	Regenxbio, Inc.	220%	Rockville	MD	Ken Mills
529	XSOLIS	209%	Franklin	TN	Joan Butters
533	Blueprint Medicines Corp	207%	Cambridge	MA	Kate Haviland
535	Arvinas, Inc.	206%	New Haven	CT	John Houston
536	Sight Sciences, Inc.	206%	Menlo Park	CA	Paul Badawi

Winners by industry (cont.)

Fintech

Rank	Company name	% Growth	City	St./Prov.	CEO name
7	Fireblocks	21,448%	New York	NY	Michael Shaulov
14	Hometap	11,844%	Boston	MA	Jeffrey Glass
17	CoinFlip	10,991%	Chicago	IL	Ben Weiss
21	Zero Hash	8,589%	Chicago	IL	Edward Woodford
34	Bitcoin Depot	5,187%	Atlanta	GA	Brandon Mintz
40	Corvus Insurance	4,193%	Boston	MA	Madhu Tadikonda
43	Raistone	3,786%	New York	NY	Dave Skirzenski
54	PatientFi	2,835%	Irvine	CA	Todd Watts
55	CleanSpark	2,802%	Henderson	NV	Zach Bradford
56	Clearcover, Inc.	2,739%	Chicago	IL	Kyle Nakatsuji
57	Coalition, Inc.	2,700%	San Francisco	CA	Joshua Motta
68	Capitolis	2,221%	New York	NY	Gil Mandelzis
70	Pie Insurance	2,190%	Washington	DC	John Swigart
71	nesto	2,186%	Montréal	QC	Malik Yacoubi
90	Datarails	1,686%	New York	NY	Didi Gurfinkel
91	Irwin	1,682%	Toronto	ON	David Whyte
105	Upgrade	1,397%	San Francisco	CA	Renaud Laplanche
109	Alloy	1,321%	New York	NY	Tommy Nicholas

Winners by industry (cont.)



Fintech (cont.)

Rank	Company name	% Growth	City	St./Prov.	CEO name
111	Trust & Will	1,307%	San Diego	CA	Cody Barbo
112	Vontive, Inc.	1,281%	San Francisco	CA	Charles McKinney
114	ClassWallet	1,263%	Hollywood	FL	Jamie Rosenberg
125	Lively	1,164%	San Francisco	CA	Alex Cyriac
132	POSaBIT	1,092%	Bellevue	WA	Ryan Hamlin
135	Super.com	1,044%	San Francisco	CA	Hussein Fazal
139	Sunbit	1,021%	Los Angeles	CA	Arad Levertov
141	ZayZoon	1,006%	Calgary	AB	Darcy Tuer
152	Point	939%	Palo Alto	CA	Eddie Lim
153	Trolley	936%	Westmount	QC	Tim Nixon
163	d1g1t	863%	Toronto	ON	Dan Rosen
175	KOHO Financial	812%	Toronto	ON	Daniel Eberhard
182	Polygon.io	800%	Atlanta	GA	Quinton Pike
210	Paystand	671%	Scotts Valley	CA	Jeremy Almond
211	Synapse	668%	San Francisco	CA	Sankaet Pathak
226	Branch	625%	Golden Valley	MN	Atif Siddiqi
246	Upright (formerly Fund That Flip)	570%	Cleveland	OH	Matt Rodak
253	Splitit	546%	Atlanta	GA	Nandan Sheth

Winners by industry (cont.)




Fintech (cont.)

Rank	Company name	% Growth	City	St./Prov.	CEO name
254	Zensurance	540%	Toronto	ON	Danish Yusuf
273	BILL	492%	San Jose	CA	René Lacerte
278	Truework	486%	San Francisco	CA	Ryan Sandler
283	Chainalysis	476%	New York	NY	Michael Gronager
297	FloQast	450%	Los Angeles	CA	Mike Whitmire
305	Plooto	433%	Toronto	ON	Hamed Abbasi
315	Remitly	416%	Seattle	WA	Matt Oppenheimer
317	Coconut Software	411%	Saskatoon	SK	Katherine Regnier
323	LendingPoint	395%	Kennesaw	GA	Tom Burnside
337	SuperMoney	382%	Santa Ana	CA	Miron Lulic
338	Roc360	381%	New York	NY	Arvind Raghunathan
345	SurgePays	372%	Bartlett	TN	Brian Cox
354	TabaPay	366%	Mountain View	CA	Rodney Robinson
365	Clear Street	349%	New York	NY	Chris Pento
374	Octane Lending, Inc.	339%	New York	NY	Jason Guss
376	Tipalti	337%	Foster City	CA	Chen Amit
382	insightsoftware	333%	Raleigh	NC	Mike Sullivan
404	RoadSync	306%	Atlanta	GA	Robin Gregg

Winners by industry (cont.)

 Fintech (cont.)					
Rank	Company name	% Growth	City	St./Prov.	CEO name
427	MMI	285%	Cottonwood Heights	UT	Ben Teerlink
431	FundThrough	280%	Tornonto	ON	Steven Uster
432	TheGuarantors	278%	New York	NY	Julien Bonneville
435	Tesorio	274%	San Francisco	CA	Carlos Vega
444	Block, Inc.	272%	San Francisco	CA	Jack Dorsey
452	EngageSmart	269%	Braintree	MA	Bob Bennett
481	Gain	245%	Atlanta	GA	Reid Zeising
486	Groundfloor	240%	Atlanta	GA	Brian Dally
500	Propel Holdings	227%	Toronto	ON	Clive Kinross
506	P97 Networks, LLC	225%	Houston	TX	Don Frieden
514	Sure	219%	Santa Monica	CA	Wayne Slavin
516	Biz2Credit, Inc.	218%	New York City	NY	Rohit Arora

Winners by industry (cont.)

 Digital content/media/entertainment					
Rank	Company name	% Growth	City	St./Prov.	CEO name
6	Fubo	23,517%	New York	NY	David Gandler
9	Dapper Labs, Inc.	16,910%	Vancouver	BC	Roham Gharegozlou
13	PrizePicks	12,078%	Atlanta	GA	Adam Wexler
79	Hivestack, Inc.	1,959%	Montréal	QC	Andreas Soupliotis
86	VirgoCX	1,839%	Toronto	ON	Adam Cai
104	Atmosphere	1,422%	Austin	TX	Blake Sabatinelli
107	Black & White Zebra	1,356%	Vancouver	BC	Ben Aston
108	Direct Digital Holdings	1,325%	Houston	TX	Mark D. Walker
145	Potloc	993%	Montréal	QC	Rodolphe Barrere
170	Rush Street Interactive, Inc.	830%	Chicago	IL	Richard Schwartz
257	Launch Potato	534%	Delray Beach	FL	Greg Van Horn
308	Wavo.me	431%	Montréal	QC	Conor Clarke
311	Monsters Aliens Robots Zombies	426%	Toronto	ON	Jonathan Bronfman
326	Edison Interactive	394%	Denver	CO	Jeremy Ostermiller
335	LiveBarn, Inc.	382%	Montréal	QC	Farrel Miller
378	TechnologyAdvice	336%	Nashville	TN	Rob Bellenfant
418	Viral Nation	292%	Mississauga	ON	Joe Gagliese
433	HAAWK, Inc.	275%	Studio City	CA	Ryan Born

Winners by industry (cont.)



Digital content/media/entertainment (cont.)

Rank	Company name	% Growth	City	St./Prov.	CEO name
448	Blu Digital Group, Inc.	271%	Burbank	CA	Paulette Pantoja
450	Magnite, Inc.	269%	New York	NY	Michael Barrett
465	Stirista	259%	San Antonio	TX	Ajay Gupta
476	Hospex Media	248%	Toronto	ON	Josh Rosen
485	Freestar	241%	Scottsdale	AZ	Kurt Donnell
502	Traliant	227%	Manhattan Beach	CA	John Arendes
510	InMarket	223%	Wichita Falls	TX	Todd Morris
513	Showpass	220%	Calgary	AB	Lucas McCarthy
520	CanadaWheels	214%	Ottawa	ON	Saleh Taebi
523	East Side Games Group	212%	Vancouver	BC	Jason Bailey

Winners by industry (cont.)



Hardware & semiconductors

Rank	Company name	% Growth	City	St./Prov.	CEO name
32	IonQ	5,466%	College Park	MD	Peter Chapman
64	Site 20/20	2,392%	Dartmouth	NS	Mitch Hollohan
72	Navitas Semiconductor	2,149%	Torrance	CA	Gene Sheridan
94	Alphawave Semi	1,547%	Toronto	ON	Tony Pialis
133	Stromcore Energy Inc.	1,090%	Toronto	ON	Maxime Vidricaire
149	Akoustis Technologies, Inc.	964%	Huntersville	NC	Jeffrey B. Shealy
186	Social Mobile	779%	Hollywood	FL	Robert Morcos
205	Desktop Metal, Inc.	691%	Burlington	MA	Ric Fulop
264	Netlist, Inc.	519%	Irvine	CA	C.K. Hong
309	Velo3D, Inc.	430%	Campbell	CA	Benny Buller
339	Previan	380%	Quebec	QC	Martin Theriault
416	Vorago Technologies, Inc.	295%	Austin	TX	Bernd Lienhard
463	Ouster, Inc.	259%	San Francisco	CA	Angus Pacala
467	MineSense Technologies Ltd.	256%	Vancouver	BC	Jeff More
469	Luminor Environmental Inc.	255%	Guelph	ON	Brock Lupal
470	MaxLinear, Inc.	253%	Carlsbad	CA	Kishore Seendripu
489	Newline Interactive	238%	Allen	TX	Kevin Wang
491	SiTime Corp	237%	Santa Clara	CA	Rajesh Vashist

Winners by industry (cont.)



Hardware & semiconductors (cont.)

Rank	Company name	% Growth	City	St./Prov.	CEO name
497	Onto Innovation, Inc.	229%	Wilmington	MA	Michael Plisinski
526	Mysa	211%	St. John's	NL	Joshua Green
530	Hifi Engineering	209%	Calgary	AB	Steven Koles

Winners by industry (cont.)



Energy & sustainability technology

Rank	Company name	% Growth	City	St./Prov.	CEO name
8	Pallet	19,208%	Everett	WA	Amy King
51	Xos, Inc.	3,071%	Los Angeles	CA	Dakota Semler
81	GHGSat	1,939%	Montréal	QC	Stephane Germain
99	Terabase Energy	1,497%	Berkeley	CA	Matt Campbell
119	SWTCH	1,211%	Toronto	ON	Carter Li
146	NuCurrent	986%	Chicago	IL	Jacob Babcock
181	Agnetix, Inc.	800%	San Diego	CA	Jordan Miles
195	ENVO Drive Systems Inc.	718%	Burnaby	BC	Ali Kazemkhani
203	Systems With Intelligence Inc.	692%	Mississauga	ON	Angelo Rizzo
281	Forge Nano	476%	Thornton	CO	Paul Lichty
304	Food Cycle Science	436%	Ottawa	ON	Bradley Crepeau
356	NatGasHub.com	364%	Houston	TX	Jay Bhatta
384	LanzaTech	333%	Skokie	IL	Jennifer Holmgren
386	LiftWerx	332%	Cambridge	ON	Glen Aitken
401	Budderfly	309%	Shelton	CT	Al Subbloie
422	Electrovaya	290%	Mississauga	ON	Raj Das Gupta
430	Convergent Energy and Power LP	283%	New York	NY	Johannes Rittershausen
439	Enphase Energy, Inc.	273%	Fremont	CA	Badri Kothandaraman
532	Saildrone	207%	Alameda	CA	Richard Jenkins
538	Plug Power, Inc.	205%	Latham	NY	Andy Marsh

Winners by industry (cont.)

 Communications/Networking					
Rank	Company name	% Growth	City	St./Prov.	CEO name
28	Liberty Broadband Corporation	6,400%	Englewood	CO	Gregory B. Maffei
155	Discord	912%	San Francisco	CA	Jason Citron
298	Aligned Data Centers	449%	Plano	TX	Andrew Schaap
319	Text Request	406%	Chattanooga	TN	Brian Elrod
360	Tribe Property Technologies	361%	Vancouver	BC	Joseph Nakhla
388	ContactMonkey	330%	Toronto	ON	Scott Pielsticker
493	DataBank	234%	Dallas	TX	Raul Martynek
515	Clearfield, Inc.	219%	Brooklyn Park	MN	Cheri Beranek

Contacts

Kevin Westcott

US Industry Leader
Technology, Media, and Telecom
Deloitte Consulting LLP
[@KWestcott911](#)

Christie Simons

National Audit & Assurance Leader
Technology, Media, and Telecom
Deloitte & Touche LLP

Anders McKenzie

Canada Industry Leader
Technology, Media, and Telecom
Deloitte Canada
[@andersmckenzie](#)

Heather Gates

National Emerging Growth
Company Leader
Deloitte & Touche LLP
[@HeatherGatesM](#)

Gavin Graves

US Program Manager
Technology Fast 500
Deloitte Services LP
[@Gavin_Graves](#)

Nadine Ulrich

Canada Program Manager
Technology Fast 500
Deloitte Canada

More information

North America Technology Fast 500
www.Fast500.com

For general questions contact:
Fast500@deloitte.com

For PR/media questions contact:
Fast500MediaPR@deloitte.com

Asia Pacific Technology Fast 500
Fast500@deloitte.com

EMEA Technology Fast 500
EMEAFast500@deloitte.co.uk

500TM

Technology **Fast 500**
2023 NORTH AMERICA

Follow us on X at:
[@DeloitteTMT](https://twitter.com/DeloitteTMT) and [#Fast500](https://twitter.com/Fast500)

Deloitte.



About Deloitte

Deloitte refers to one or more of Deloitte Touche Tohmatsu Limited, a UK private company limited by guarantee (“DTTL”), its network of member firms, and their related entities. DTTL and each of its member firms are legally separate and independent entities. DTTL (also referred to as “Deloitte Global”) does not provide services to clients. In the United States, Deloitte refers to one or more of the US member firms of DTTL, their related entities that operate using the “Deloitte” name in the United States, and their respective affiliates. Certain services may not be available to attest clients under the rules and regulations of public accounting. Please see www.deloitte.com/about to learn more about our global network of member firms.

Copyright © 2023 Deloitte Development LLC. All rights reserved.

500TM

Technology Fast 500
2023 NORTH AMERICA